



CATÁLOGO GERAL GENERAL CATALOGUE



AVISO

ESPECIFICAÇÕES TÉCNICAS VÁLIDAS PARA PRODUÇÕES A PARTIR DE 1 DE JANEIRO DE 2023.

AS CORES PODEM APRESENTAR LIGEIRAS DIFERENÇAS DE TONALIDADE.

Copyright CINCA

O conteúdo deste catálogo está protegido pelas disposições do Código do Direito de Autor e dos Direitos Conexos.

Qualquer reprodução, total ou parcial, do mesmo, sem autorização expressa da CINCA, faz incorrer nas penalidades fixadas na Lei, designadamente nas previstas no referido Código em matéria penal.

A CINCA reserva o direito de alterar ou eliminar, total ou parcialmente, qualquer referência ou especificação técnica contida neste catálogo.

Elaboração: Departamento de Marketing CINCA 2023.
[V1] 01/2023



WARNING

TECHNICAL SPECIFICATIONS ARE VALID FOR PRODUCTIONS STARTING JANUARY 1st 2023.

PRINTED COLOUR IS AS ACCURATE AS THE LIMITATIONS OF THE PRINTING PROCESS WILL ALLOW.

Copyright CINCA

The contents of this catalogue are protected by the Author's Code of Copyright and the Connected Rights.

Any reproduction, partial or total, without the express authorization of CINCA, will incur fixed penalties as set out in the Law, as designated by the related Code.

CINCA reserves the right to modify or discontinue, in whole or in part, any reference or technical specification within this brochure.

Developed by CINCA Marketing Department 2023.
[V1] 01/2023



AVERTISSEMENT

INFORMATIONS TECHNIQUES VALABLES POUR LES PRODUCTIONS À PARTIR DU 1er JANVIER 2023.

IL PEUT Y AVOIR DE LÉGÈRES VARIATIONS DE TONALITÉ.

Copyright CINCA

Le contenu de ce catalogue est protégé par les dispositions du Code du droit d'auteur et des droits connexes.

Toute reproduction, totale ou partielle, sans l'autorisation expresse de CINCA, encourt les sanctions prévues par la loi, à savoir celles prévues par ce code en matière pénale.

CINCA se réserve le droit de modifier ou d'éliminer, en tout ou en partie, toute référence ou information technique contenues dans ce catalogue.

Elaboration: Service Marketing CINCA 2023.
[V1] 01/2023



BITTE BEACHTEN

TECHNISCHE SPEZIFIKATIONEN GÜLTIG FÜR PRODUKTIONEN AB 1 JANUAR 2023.

DIE FARBEN KÖNNEN LEICHTE TONUNTERSCHIEDE VORWEISEN.

Copyright CINCA

Der Inhalt dieses Katalogs ist durch die Bestimmungen des Urheber- und Leistungsschutzgesetz geschützt.

Jegliche Vervielfältigung, ganz oder teilweise, ohne die ausdrückliche Genehmigung von CINCA, kann strafrechtlich verfolgt werden und die im Strafgesetzbuch festgelegten Sanktionen nach sich ziehen.

CINCA behält sich das Recht vor, die in diesem Katalog enthaltenen Referenzen oder technische Spezifikationen ganz, oder teilweise, zu ändern oder zu löschen.

Ausarbeitung: Marketingabteilung CINCA 2023.
[V1] 01/2023

DESDE SINCE **1964**

P. 006

EASY CLEANING & SAFETILE

P. 010

ÍNDICES INDEXES

P. 014

CONCRETE EFFECT

EFEITO BETÃO
BÉTON EFFET
BETON EFFEKT

ESSENCE	P. 026
RETRO	P. 036
FACTORY	P. 046
CAIMAN	P. 054
BAMBU	P. 060
COFFRAGE	P. 064

STONE EFFECT

EFEITO PEDRA
PIERRE EFFET
STEIN EFFEKT

CEPPO DI GRÉ STONE	P. 070
KINGSTONE	P. 080
MERCURY	P. 090
INDUSTRIAL STONE	P. 096
SALT	P. 102
SPLASH SLATE	P. 113
ASSOUAN STONE	P. 118
HIGHLANDER	P. 120

MARBLE EFFECT

EFEITO MÁRMORE
MARBRE EFFET
MARMOR EFFEKT

CALACATTA ORO	P. 124
CALACATTA WHITE	P. 132
CALACATTA OCEANIC	P. 136
COVELANO	P. 142
STATUARIO SELECT	P. 148
STATUARIO VENATO	P. 156
TRAVERTINO ITALIANO	P. 160
TRAVERTINO CROSS CUT	P. 170
ETERNAL BEAUTY	P. 176
PALISSANDRO	P. 182
AGATA	P. 190
DOLOMITE BIANCO	P. 196
MARFIL	P. 202
ONYX WHITE CLOUD	P. 208
ONYX ÓNICE BIANCO	P. 212
ONYX ÓNIX BRANCO	P. 216
AMANI	P. 220
AMANI GREY	P. 226
CARRARA BIANCO	P. 228
SILK GEORGETTE	P. 232

WOOD EFFECT

EFEITO MADEIRA
BOIS EFFET
HOLZ EFFEKT

TIMBER	P. 240
TIMBER DECK	P. 252
IMAGINE	P. 262
IMAGINE DECK	P. 272
IMAGINE SOUL	P. 274
IMAGINE VINTAGE	P. 288

COTTO EFFECT

EFEITO COTTO
COTTO EFFET
COTTO EFFEKT

TUSCANIA	P. 294
BRICK ROAD	P. 300

MURETTO EFFECT

EFEITO MURETTO
MURETTO EFFET
MURETTO EFFEKT

ART STONE	P. 306
STONECRAFT	P. 316

ENCAUSTIC EFFECT

EFEITO HIDRÁULICO
IMITATION CARREAU CIMENT
DEKOR FLIESEN EFFEKT

HERITAGE	P. 326
----------	--------

COLOUR

CORES
COLORÉ
FARBEBÉTON

BRANCOS	P. 346
ART	P. 352
BLOOM	P. 358
TREND	P. 364
VIBE	P. 370
COSMOPOLITAN	P. 376
CRACKLÉ	P. 384
METRO	P. 392
NEW YORK	P. 400
SOHO	P. 406
TIFFANY	P. 412
INFINITY	P. 418
LUX	P. 426
MANHATTAN	P. 434
SPLASH ELEMENTS	P. 442
SPLASH POOL	P. 450

TÉCNICO
TECHNICAL

1.2

NovaArquitectura	P. 458
arquitectos	P. 464
MOSAICO PORCELÂNICO	P. 470
Porcelânico ANTI-SLIP	P. 476

INFORMAÇÃO TÉCNICA TECHNICAL INFO P. 480

DÉCADAS DE COMPROMISSO

O desafio que a CINCA – Companhia Industrial de Cerâmica propôs abraçar desde o início da sua criação, em 1964, deixaria de fazer sentido se não estivéssemos comprometidos em oferecer soluções duradouras que vão muito além de questões estéticas.

O nosso foco é comprometer-nos, junto dos nossos mercados, a entregar soluções de pavimento e revestimento cerâmico que cumprem com rigorosas normas de Qualidade e Ambientais.

Somos detentores de um processo de produção de pavimentos e revestimentos cerâmicos comprometido com a qualidade do produto e a satisfação dos seus clientes. Possuímos uma manifesta preocupação com a preservação do meio ambiente, a utilização eficiente dos recursos, a evolução do progresso social, o crescimento económico estável e a erradicação da pobreza.

Neste sentido, e através da aplicação de métodos que vão ao encontro do desenvolvimento e apresentação de soluções que tornam a indústria cerâmica sustentável, a CINCA possui certificações que atestam o seu compromisso e testemunham a sua participação na criação de um mundo sustentável.

Mundo este que atende às necessidades do presente, tendo como preocupação o não comprometimento das futuras gerações, deixando-lhes um legado com continuidade à vista.

Comprometemo-nos em criar ambientes bonitos e confortáveis que promovam o bem-estar de quem os usufrui, de forma duradoura, sem colocar em causa as gerações futuras.



DECADES OF COMMITMENT

That challenge that CINCA – Companhia Industrial de Cerâmica has proposed to embrace, since the beginning of its founding, in 1964, would no longer make sense if we were not determined and committed in offering long-lasting solutions that go far beyond aesthetic issues.

We have a true commitment to our markets and customers, to deliver ceramic flooring and wall tile solutions that comply with strict Quality and Environmental standards.

We own a floor and wall tile production process that is highly committed with product quality and customer satisfaction. We strongly stand for environmental preservation, efficient resources use, social progress evolution, stable economic growth, and poverty eradication.

In this sense, and with the use of methods that meet the development and presentation of sustainable solutions for the ceramic industry, CINCA has a certified system to assess its environmental sustainability and true commitment to a more sustainable world with high levels of product quality, aesthetic, and innovation.

A world that meets today's needs, concerned with future generations, and that gives continuity to this legacy.

We undertake to create beautiful and comfortable settings that promote a long-lasting well-being to all, without jeopardising future generations.

JUNTOS CUIDAMOS DO FUTURO

A **CINCA – Companhia Industrial de Cerâmica** detém uma forte consciencialização para a temática da preservação do meio ambiente, que se materializa na conceção, na produção e na manutenção do produto ao longo do seu ciclo de vida, incluindo no seu desmantelamento em fim de vida.

Por outras palavras, firmamos o nosso compromisso através da escolha de matérias-primas e de processos eficientes, com a otimização de recursos e análise dos impactos no meio ambiente, na comunidade e no mundo.

Mantemos uma grande preocupação com a eficiência dos nossos processos de produção, nomeadamente com a reciclagem dos subprodutos, a reutilização das águas usadas no processo industrial e no controlo da emissão de gases com efeito de estufa (CO₂), sempre alinhado com uma política de economia circular.

A nossa preocupação com a eficiência energética é uma constante, investindo em equipamentos mais eficientes e monitorizando continuamente todo o processo.

TOGETHER WE WILL TAKE CARE OF THE FUTURE

CINCA – Companhia Industrial de Cerâmica has always had a strong environmental preservation and sustainable future awareness, which comes to light in the design, production, and maintenance of its product throughout their life cycle, including its end-of-life disassembly.


In other words, we undertake this through the choice of raw materials and efficient processes, with the optimization of resources and the analysis of impacts on the environment, the community, and the world.

We remain very concerned with our production processes efficiency, including the recycling of by-products, the reuse of industrial process wastewater and the control of greenhouse gas (CO₂) emissions, always aligned with a circular economy policy.

Our concern with energy efficiency is relentless, investing in more efficient equipment and continuously monitoring the entire process.

Os produtos que apresentámos aos nossos mercados têm como característica fundamental despertar uma experiência estética positiva, mas tendo sempre como objetivo primário conferir-lhes características técnicas que os tornam sustentáveis e não negligenciáveis:

- DURABILIDADE
- AUSÊNCIA DE MANUTENÇÃO OU LIMPEZA
- RECICLÁVEL E INERTE
- ZERO EMISSÕES
- BAIXO IMPACTO AMBIENTAL NO CICLO DE VIDA DO PRODUTO
- ADEQUAÇÃO A QUALQUER TIPO DE CONSTRUÇÃO
- ADEQUAÇÃO A QUALQUER LOCAL DE IMPLANTAÇÃO
- COR RESISTENTE
- RESISTENTE AO FOGO (classe A1)
- RESISTÊNCIA À ÁGUA
- VERSATILIDADE E ESTÉTICA (nas dimensões, cor, textura, decoração e replicação de produtos naturais)



CINCA ceramic tiles essentially endeavor to awaken a positive aesthetic experience, across all markets, always recalling our primary goal that is to give them technical characteristics that make them sustainable and not negligible:

- DURABILITY
- NO MAINTENANCE OR CLEANING
- RECYCLABLE AND INERT
- ZERO EMISSIONS
- LOW ENVIRONMENTAL IMPACT IN THE PRODUCTS LIFESPAN
- FOR ALL TYPES OF CONSTRUCTION
- FOR ALL TYPES OF CONSTRUCTION
- RESISTANT COLOUR
- FIRE RESISTANT (class A1)
- WATER RESISTANCE
- VERSATILITY AND AESTHETICS (colour, texture or reproduction of natural effects)



Toque suave
Soft touch

Estética
Aesthetic

Praticidade
Practicality

Segurança
Safety



EASY CLEANING

ANTIDERRAPANTE **TECNOLOGIA FÁCIL LIMPEZA**

Durante a produção de pavimentos cerâmicos antiderrapantes, é possível selecionar materiais que resultam em superfícies mais suaves e de fácil limpeza. Estes produtos tornam-se perfeitos para aplicar em espaços onde se preveja: um ALTO TRÁFEGO, uma MANUTENÇÃO EXIGENTE e seja necessário GARANTIR O CONFORTO DO PÉ DESCALÇO. Estamos a falar da tecnologia EASY CLEANING com TOQUE SUAVE.

Com o objetivo de apresentar uma oferta mais diversificada, aplicámos este processo a alguns dos nossos produtos! Assim sendo, as nossas séries com acabamento antiderrapante que apresentam esta superfície suave e de FÁCIL LIMPEZA são os seguintes: ESSENCE, KINGSTONE, CEPPO DI GRE STONE, MARBLE X, RETRO, SPLASH Slate, TIMBER, TIMBER DECK, TIVOLI e TUSCANIA.

SLIP-RESISTANT **EASY CLEANING TECHNOLOGY**

During the production of ANTI-SLIP floor tiles, it's possible to select materials that result in a smoother and easier cleaning surface. These products are perfect to apply in spaces where: HIGH TRAFFIC, DEMANDING MAINTENANCE is expected and it's necessary to GUARANTEE BAREFOOT COMFORT.

In order to present a more diversified offer, we applied this process to some of our products! Therefore, our products with an ANTI-SLIP finish that feature this smooth and EASY CLEANING surface are the following: ESSENCE, KINGSTONE, MARBLE X, RETRO, SPLASH Slate, TIMBER, TIMBER DECK, TIVOLI and TUSCANIA.

Recomendado para:

EXTERIORES
BALNEÁRIOS
INSTITUIÇÕES DE SAÚDE
ESCOLAS
HOTELARIA

Especially recommended for:

OUTDOORS
SPAS
HEALTH-CARE CENTRES
SCHOOLS
RETAIL FOOD COURTS



Ecológico

Pavimentos e revestimentos cerâmicos tornam-se mais seguros sem a utilização de químicos perigosos.



Auto Esterilização

A presença de substâncias orgânicas assim como bactérias e fungos são largamente reduzidos na superfície cerâmica.



Superhidrofílica Ação Contínua

Permite que manchas de óleo possam ser facilmente lavadas com água. As superfícies são melhor preservadas contra sujidade e manchas.



Purificação do Ar Decompõe Odores

Também funciona como purificador de ar que decompõe substâncias orgânicas, ajudando a reduzir a poluição do ar.

TECNOLOGIA ANTIBACTERIANA

PARA ESPAÇOS MAIS LIMPOS E SEGUROS

A CINCA utiliza uma fina camada superficial de nanopartículas submetida a um processo térmico especial para criar as características associadas ao safetile. Estas nanopartículas, com diâmetros geralmente inferiores a 100 nm, ligam-se quimicamente com a superfície da cerâmica durante o processo térmico, permitindo à superfície da peça adquirir propriedades auto esterilizantes na presença de luz natural ou artificial. Como resultado, a existência de bactérias e fungos é amplamente reduzida nos pavimentos e revestimentos SafeTile, promovendo-se igualmente a decomposição de outras substâncias como compostos orgânicos voláteis (COV) e óxidos de azoto (NOx) potencialmente presentes nas atmosferas poluídas. Os nossos produtos SafeTile têm a capacidade de decompor material orgânico e desativar microorganismos vivos comuns, reduzindo eficientemente a presença de bactérias, fungos, poluentes gasosos e até mesmo odores.

Os produtos SafeTile são especialmente recomendados para projetos públicos ou privados de grande escala, onde as propriedades auto-esterilizantes e super hidrofílicas são fatores de decisão fundamentais, como em hospitais, centros de saúde e lares para idosos, áreas públicas de grandes dimensões e revestimento externo em edifícios de múltiplos andares, para citar apenas alguns.

Na construção residencial, os produtos SafeTile são benéficos não apenas nas áreas óbvias, como cozinhas e banheiros, mas também em quartos e salas de estar devido às suas propriedades de decomposição de odores e purificação do ar.

Observações:

Quantidades mínimas requeridas para encomenda.

Por favor contacte-nos para mais informações.

Environmentally Friendly

Surfaces become safer without the use of dangerous chemicals.

Self Sterilizing

The presence of organic substances as well as bacteria and fungus are largely reduced on ceramic surfaces.

Superhydrophilic Continuous Action

Enable oil spots to be swept away easily with water. Surfaces are better preserved from dirt and stains.

Air Purification Decomposes Odours

The coating also works as an air purifier decomposing organic substances, helping to lower air pollution..

ANTIBACTERIAL COATING

FOR CLEANER AND SAFER SPACES

CINCA utilises a thin layer of nanoparticles subjected to a thermal process to create the special properties associated with safetile. These nanoparticles coating, with diameters generally below 100 nm, chemically bond with the tile surface during the thermal process, providing the surface of the tile with self-sterilizing properties in the presence of natural or artificial light. As a result, the presence of bacteria and fungi is largely reduced on the surface of SafeTile wall and floor tiles, also providing the decomposition of other substances as volatile organic compounds (VOC) and nitrogen oxides (NOx), potentially present in polluted atmospheres. Our SafeTile products have the ability to decompose organic material and deactivate common living microorganisms, efficiently reducing the presence of bacteria, fungi, gaseous pollutants and even odours.

SafeTile products are especially recommended for large-scale public or private projects where Self Sterilizing and Super hydrophilic properties are key decision factors, as in hospitals, health-care centres and elderly day-care centres, public areas within large buildings and external cladding for multi-storey buildings, to name but a few.

In residential construction SafeTile products are beneficial not only in the obvious areas such as kitchens and bathrooms but also in bedrooms and living rooms due to their odour decomposition and air purification properties.

Please note:

Minimum quantities required for order.

Please contact us for more information.

safetile

CLEAN & PROTECT

Recomendado para:

**INSTITUIÇÕES DE SAÚDE
LARES DE TERCEIRA IDADE
ESCOLAS
HOTELARIA**

Testes de Normas Internacionais

Teste Antibacteriano (ISO 27447):
redução de mais de 95% de colónias de bactérias
no espaço de 4 horas

Teste Antifúngos (ISO 27447):
redução de mais de 85% de colónias de fungos
no espaço de 4 horas

Especialmente recomendado for:


**HEALTH-CARE CENTRES
ELDERLY DAY-CARE CENTRES
SCHOOLS
RETAIL FOOD COURTS**

International Standard Testing

Antibacterial test (ISO 27447):
more than 95% bacterial colony
reduction within 4 hours


Antifungal test (ISO 27447):
more than 85% fungal colony
reduction within 4 hours

CONCRETE
EFFECT

EFEITO BETÃO | BÉTON EFFET | BETON EFFEKT
ESSENCE P. 026

RETRO P. 036




FACTORY P. 046


CAIMAN P. 054

BAMBU P. 060

COFFRAGE P. 064

STONE
EFFECT

EFEITO PEDRA | PIERRE EFFET | STEIN EFFEKT
**CEPPO DI GRÉ
STONE** P. 070

KINGSTONE P. 080

MERCURY P. 090

INDUSTRIAL STONE P. 096

SALT P. 102

**SPLASH
SLATE** P. 113

ASSOUAN STONE P. 118

HIGHLANDER P. 120

MARBLE
EFFECT

EFEITO MÁRMORE | MARBRE EFFET | MARMOR EFFEKT
CALACATTA ORO P. 124


CALACATTA WHITE P. 132

COVELANO P. 142

STATUARIO SELECT P. 148

**STATUARIO
VENATO** P. 156

**TRAVERTINO
ITALIANO** P. 160

**TRAVERTINO
CROSS CUT** P. 170

ETERNAL BEAUTY P. 176

PALISSANDRO P. 182

ÁGATA P. 190

**DOLOMITE
BIANCO** P. 196

MARFIL P. 202

**ONYX
WHITE CLOUD** P. 208


**ONYX
ÔNIX BIANCO** P. 212

**ONYX
ÔNIX BRANCO** P. 216

AMANI P. 220

**AMANI
GREY** P. 226

**CARRARA
BIANCO** P. 228


**SILK
GEORGETTE** P. 232


WOOD
EFFECT


EFEITO MADEIRA | BOIS EFFET | HOLZ EFFEKT

TIMBER

P. 240


TIMBER
DECK

P. 252




IMAGINE


P. 262

IMAGINE
DECK


P. 272

IMAGINE
SOUL

P. 274

IMAGINE
VINTAGE


P. 288

COTTO
EFFECT

EFEITO COTTO | COTTO EFFET | COTTO EFFEKT


TUSCANIA

P. 294



BRICK ROAD


P. 300

MURETTO
EFFECT

EFEITO MURETTO | MURETTO EFFET | MURETTO EFFEKT

ART STONE

P. 306



STONECRAFT


P. 316

ENCAUSTIC
EFFECT


EFEITO HIDRÁULICO | IMITATION CARREAU CIMENT | DEKOR FLIESEN EFFEKT

HERITAGE
CASCAIS


P. 328

HERITAGE
TOMAR

P. 332

HERITAGE
BRAGA


P. 336

HERITAGE
COIMBRA


P. 338

HERITAGE
LISBOA

P. 340

HERITAGE
PORTO

P. 342



ÍNDICE ALFABÉTICO ALPHABETIC INDEX

AGATA	P. 196
AMANI	P. 220
AMANI GREY	P. 226
ARQUITECTOS	P. 464
ART	P. 352
ART STONE	P. 306
ASSOUAN STONE	P. 118
BAMBU	P. 060
BLOOM	P. 358
BRANCOS	P. 346
BRICK ROAD	P. 300
CAIMAN	P. 054
CALACATTA OCEANIC	P. 136
CALACATTA ORO	P. 124
CALACATTA WHITE	P. 132
CARRARA BIANCO	P. 228
CEPPO DI GRÉ STONE	P. 070
COFFRAGE	P. 064
COSMOPOLITAN	P. 376
COVELANO	P. 142
CRACKLÉ	P. 384
DOLOMITE BIANCO	P. 190

ESSENCE	P. 026
ETERNAL BEAUTY	P. 176
FACTORY	P. 046
HERITAGE	P. 326
HIGHLANDER	P. 120
IMAGINE	P. 262
IMAGINE DECK	P. 272
IMAGINE SOUL	P. 274
IMAGINE VINTAGE	P. 288
INDUSTRIAL STONE	P. 096
INFINITY	P. 418
KINGSTONE	P. 080
LUX	P. 426
MANHATTAN	P. 434
MARFIL	P. 202
MERCURY	P. 090
METRO	P. 392
MOSAICO PORCELÂNICO	P. 470
NEW YORK	P. 400
NOVAARQUITECTURA	P. 458
ONYX ONICE BIANCO	P. 212
ONYX ÓNIX BRANCO	P. 216

ONYX WHITE CLOUD	P. 208
PALISSANDRO	P. 182
PORCELÂNICO ANTI-SLIP	P. 476
RETRO	P. 036
SALT	P. 102
SILK GEORGETTE	P. 232
SOHO	P. 406
SPLASH ELEMENT	P. 442
SPLASH POOL	P. 450
SPLASH SLATE	P. 113
STATUARIO SELECT	P. 148
STATUARIO VENATO	P. 156
STONECRAFT	P. 316
TIFFANY	P. 412
TIMBER	P. 240
TIMBER DECK	P. 252
TRAVERTINO CROSS CUT	P. 170
TRAVERTINO ITALIANO	P. 160
TREND	P. 364
TUSCANIA	P. 294
VIBE	P. 370

P.P.C.D.

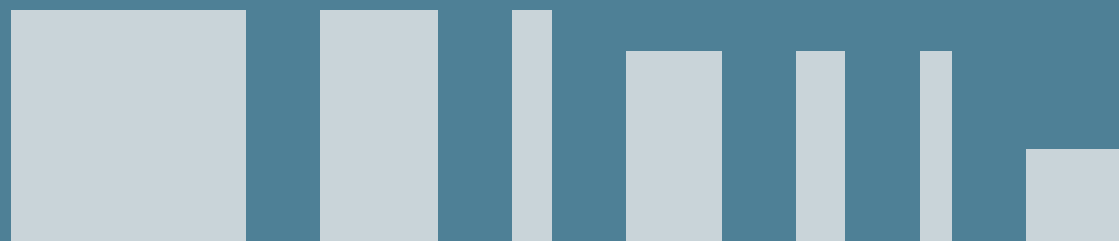
PORCELÂNICO PASTA CORADA DECORADO
COLORED BODY PORCELAIN STONWARE

GRÈS CÉRAME DÉCORÉ COLORÉ DANS LA MASSE
DURCHGEFÄRBTES DEKORIERTES FEINSTEINZEUG

P.V.

PORCELANATO VIDRADO
GLAZED PORCELAIN STONWARE

GRÈS CÉRAME ÉMAILLÉ
FEINSTEINZEUG GLASIERT



cm	120×120 RTF	60×120 RTF	20×120 RTF	49×99 RTF	24,5×99 RTF	16×99 RTF	49×49 RTF
in	47"×47" RTF	24"×47" RTF	8"×47" RTF	19"×39" RTF	10"×39" RTF	6"×39" RTF	19"×19" RTF

Espeçura	9mm	9mm	9mm	9mm	9mm	9mm	9mm
Thickness	0.35 in	0.35 in	0.35 in	0.35 in	0.35 in	0.35 in	0.35 in

CONCRETE

ESSENCE	P. 026	P.P.C.D.	P.P.C.D.				
RETRO	P. 036	P.P.C.D.					

STONE

CEPPO DI GRÈ STONE	P. 070	P.V.					
KINGSTONE	P. 080	P.P.C.D.					
MERCURY	P. 090		P.P.C.D.	P.P.C.D.	P.P.C.D.	P.P.C.D.	
INDUSTRIAL STONE	P. 096						
SPLASH SLATE	P. 113						
ASSOUAN STONE	P. 118						
HIGHLANDER	P. 120						

WOOD

TIMBER	P. 240		P.V.				
TIMBER DECK	P. 252		P.V.				
IMAGINE	P. 262				P.P.C.D.		
IMAGINE DECK	P. 272				P.P.C.D.		
IMAGINE VINTAGE	P. 288			P.P.C.D.	P.P.C.D.		

COTTO

TUSCANIA	P. 294					P.V.	P.V.	P.V.	P.V.
BRICK ROAD	P. 300								P.V.

ENCAUSTIC

HERITAGE	P. 326								P.V.
----------	--------	--	--	--	--	--	--	--	------



Pavimento
Floor Tiles



Revestimento
Wall Tiles



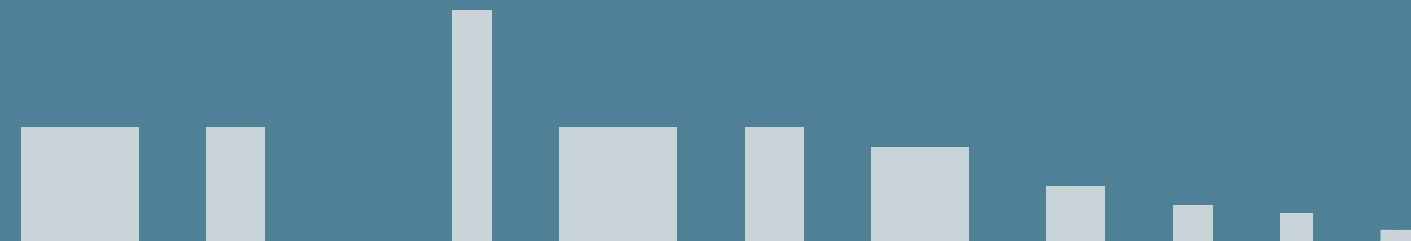
Retificados
Rectified



Não Retificados
Non Rectified

PAVIMENTOS

FLOOR TILES



60×60 RTF	30×60 RTF	20×120	60×60	30×60	M 50×50	M 30×30	M 20×20	15×15	7,5×25
24"×24" RTF	12"×24" RTF	8"×47"	24"×24"	12"×24"	20"×20"	12"×12"	8"×8"	6"×6"	3"×10"

8mm	8mm	9mm	8mm	8mm	8mm	8mm	8mm	7mm	8mm 10mm
0.32 in	0.32 in	0.35 in	0.32 in	0.32 in	0.32 in	0.32 in	0.32 in	0.28 in	0.32 in 0.39 in

	P.P.C.D.	P.P.C.D.		P.P.C.D.	P.P.C.D.				
	P.P.C.D.	P.P.C.D.		P.P.C.D.					

	P.V.	P.V.							
	P.P.C.D.	P.P.C.D.		P.P.C.D.	P.P.C.D.				
					P.V.	P.V.			
						P.V.			P.V.
							P.V.		

						P.V.			
						P.V.			

P.P.C.D.	PORCELÂNICO PASTA CORADA DECORADO COLORED BODY PORCELAIN STONEWARE	GRÈS CÉRAME DÉCORÉ COLORÉ DANS LA MASSE DURCHGEFÄRBTES DEKORIERTES FEINSTEINZEUG
P.V.	PORCELANATO VIDRADO GLAZED PORCELAIN STONEWARE	GRÈS CÉRAME ÉMAILLÉ FEINSTEINZEUG GLASIERT
A.Z.	AZULEJO DE PASTA BRANCA BICOZEDURA DOUBLE FIRED WHITE BODY WALL TILE	FAÏENCE EN PÂTE BLANCHE BI-CUISSON WEISS-SCHERBIGE ZWEIBRAND STEINGUTFLIESEN



cm in	30x90 RTF 12"x35" RTF	M25x75 10"x30"	M25x55 10"x22"	M25x45 10"x18"	M10x30 4"x12"	60x120 RTF 24"x47" RTF	58x118 RTF P 23"x46" RTF P	20x120 RTF 8"x47" RTF	24,5x99 RTF 10"x39" RTF	16x99 RTF 6"x39" RTF	60x60 RTF 24"x24" RTF	30x60 RTF 12"x24"	60x60 24"x24"	30x60 12"x24"	M50x50 20"x20"	M45x45 18"x18"	M30x30 12"x12"	M10x30 4"x12"		
↓ Espessura ↑ Thickness	10 mm 0.39 in	9 mm 0.35 in	8 mm 0.32 in	8 mm 0.32 in	8 mm 0.32 in	9 mm 0.35 in	9 mm 0.35 in	9 mm 0.35 in	9 mm 0.35 in	9 mm 0.35 in	8 mm 0.32 in	8 mm 0.32 in	8 mm 0.32 in	8 mm 0.32 in	8 mm 0.32 in	8 mm 0.32 in	8 mm 0.32 in	8 mm 0.32 in	8 mm 0.32 in	
CONCRETE																				
FACTORY	P. 046	A.Z.		A.Z.											P.P.C.D.					
CAIMAN	P. 054	A.Z.		A.Z.															P.V.	
BAMBU	P. 060			A.Z.															P.V.	
COFFRAGE	P. 064			A.Z.															P.V.	
STONE																				
SALT	P. 102	A.Z.	A.Z.		A.Z.									P.V.					P.V.	
MARBLE																				
CALACATTA ORO	P. 124	A.Z.	A.Z.	A.Z.	A.Z.	P.V.	P.V.				P.V.			P.V.	P.V.				P.V.	P.V.
CALACATTA WHITE	P. 132			A.Z.	A.Z.										P.V.				P.V.	P.V.
CALACATTA OCEANIC	P. 136	A.Z.		A.Z.	A.Z.	P.V.	P.V.				P.V.			P.V.	P.V.				P.V.	
COVELANO	P. 142			A.Z.	A.Z.	P.V.	P.V.								P.V.				P.V.	P.V.
STATUARIO SELECT	P. 148	A.Z.	A.Z.	A.Z.	A.Z.	P.V.	P.V.				P.V.			P.V.	P.V.				P.V.	P.V.
STATUARIO VENATO	P. 156			A.Z.	A.Z.										P.V.				P.V.	P.V.
TRAVERTINO ITALIANO	P.160					P.V.	P.V.				P.V.	P.V.							P.V.	P.V.
TRAVERTINO CROSS CUT	P. 170			A.Z.															P.V.	P.V.
ETERNAL BEAUTY	P. 176	A.Z.		A.Z.	A.Z.	P.V.	P.V.				P.V.			P.V.	P.V.				P.V.	
PALISSANDRO	P. 182		A.Z.	A.Z.	A.Z.			P.V.					P.V.							
AGATA	P. 190	A.Z.		A.Z.	A.Z.										P.V.	P.V.			P.V.	P.V.
DOLOMITE BIANCO	P. 196	A.Z.	A.Z.	A.Z.	A.Z.						P.V.			P.V.	P.V.				P.V.	P.V.
MARFIL	P. 202	A.Z.	A.Z.	A.Z.	A.Z.						P.V.			P.V.	P.V.				P.V.	P.V.
ONYX WHITE CLOUD	P. 208	A.Z.		A.Z.	A.Z.						P.V.			P.V.	P.V.				P.V.	
ONYX ONICE BIANCO	P. 212	A.Z.	A.Z.	A.Z.	A.Z.						P.V.			P.V.	P.V.				P.V.	P.V.
ONYX ÓNIX BRANCO	P. 216	A.Z.		A.Z.	A.Z.										P.V.	P.V.			P.V.	P.V.
AMANI	P. 220			A.Z.															P.V.	P.V.
AMANI GREY	P. 226		A.Z.	A.Z.															P.V.	P.V.
CARRARA BIANCO	P. 228			A.Z.	A.Z.														P.V.	P.V.
SILK GEORGETTE	P. 232			A.Z.															P.V.	P.V.
WOOD																				
IMAGINE SOUL	P. 274			A.Z.				P.P.C.D.	P.P.C.D.										P.V.	



Pavimento
Floor Tiles



Revestimento
Wall Tiles



Retificados
Rectified



Não Retificados
Non Rectified

REVESTIMENTOS & PAVIMENTOS

COORDENADOS

WALL TILES & FLOOR TILES

COORDINATED





P.V. PORCELANATO VIDRADO
GLAZED PORCELAIN STONEWARE

GRÈS CÉRAME ÉMAILLÉ
FEINSTEINZEUG GLASIERT

A.Z. AZULEJO DE PASTA BRANCA BICOZEDURA
DOUBLE FIRED WHITE BODY WALL TILE

FAÏENCE EN PÂTE BLANCHE BI-CUISSON
WEISS-SCHERBIGE ZWEIBRAND STEINGUTFLIESEN

REVESTIMENTOS WALL TILES



cm in	30x90 RTF 12"x35" RTF	15x60 RTF 6"x24" RTF	30x60 12"x24"	M25x75 10"x30"	M25x55 10"x22"	M25x45 10"x18"	M10x40 4"x16"	M10x30 4"x12"	M10x30 4"x12"	M7,5x15 3"x6"	7,5x25 3"x10"	15x15 6"x6"	7,5x15 3"x6"	7,5x15 3"x6"		
Espessura Thickness	10 mm 0.39 in	8 mm 0.32 in	8 mm 0.32 in	9 mm 0.35 in	8 mm 0.32 in	8 mm 0.32 in	8 mm 0.32 in	8 mm 0.32 in	8 mm 0.32 in	7,5 mm 0.30 in	7,5 mm 0.30 in	8 mm 0.32 in	7 mm 0.28 in	7 mm 0.28 in	5,8 mm 0.23 in	5,8 mm 0.23 in

MURETTO																
ART STONE	P. 306		P.V.	P.V.												
STONECRAFT	P. 316		P.V.	P.V.												
COLOUR																
ART	P. 346	A.Z.														
BRANCOS	P. 352	A.Z.		A.Z.	A.Z.	A.Z.										
BLOOM	P. 358															
TREND	P. 364								A.Z.							
VIBE	P. 370															
COSMOPOLITAN	P. 376								A.Z.							
CRACKLÉ	P. 384								A.Z.			A.Z.				
METRO	P. 392								A.Z.			A.Z.				
NEW YORK	P. 400								A.Z.							
SOHO	P. 406								A.Z.							
TIFFANY	P. 412									A.Z.	A.Z.				A.Z.	A.Z.
INFINITY	P. 418														P.V.	
LUX	P. 426														P.V.	
MANHATTAN	P. 434														P.V.	
SPLASH ELEMENT	P. 442															P.V.
SPLASH POOL	P. 450															P.V.

MIX & MATCH



Revestimento
Wall Tiles



Retificados
Rectified



Não Retificados
Non Rectified

P.P.C.D.

PORCELÂNICO PASTA CORADA DECORADO
COLORED BODY PORCELAIN STONEWARE

GRÈS CÉRAME DÉCORÉ COLORÉ DANS LA MASSE
DURCHGEFÄRBTES DEKORIERTES FEINSTEINZEUG

P.V.

PORCELANATO VIDRADO
GLAZED PORCELAIN STONEWARE


GRÈS CÉRAME ÉMAILLÉ
FEINSTEINZEUG GLASIERT

A.Z.

AZULEJO DE PASTA BRANCA BICOZEDURA
DOUBLE FIRED WHITE BODY WALL TILE

FAÏENCE EN PÂTE BLANCHE BI-CUISSON
WEISS-SCHERBIGE ZWEIBRAND STEINGUTFLIESEN

CONCRETE EFFECT



120×120 RTF
47"×47" RTF



60×120 RTF
24"×47" RTF



60×60 RTF
24"×24" RTF



30×60 RTF
12"×24" RTF

cm
in



60×60
24"×24"



30×60
12"×24"



M50×50
20"×20"



M45×45
18"×18"



M25×75
10"×30"



M25×45
10"×18"

Espeçura
Thickness

9 mm
0.35 in

9 mm
0.35 in

8 mm
0.32 in

8 mm
0.32 in

8 mm
0.32 in

8 mm
0.32 in

8 mm
0.32 in

8 mm
0.32 in

9 mm
0.35 in

8 mm
0.32 in

ESSENCE	P. 026	P.P.C.D.	P.P.C.D.	P.P.C.D.	P.P.C.D.	P.P.C.D.	P.P.C.D.				
RETRO	P. 036		P.P.C.D.	P.P.C.D.	P.P.C.D.		P.P.C.D.				
FACTORY	P. 046							P.P.C.D.		A.Z.	A.Z.
CAIMAN	P. 054								P.V.		A.Z.
BAMBU	P. 060								P.V.		A.Z.
COFFRAGE	P. 064								P.V.		A.Z.

ACABAMENTO DA SUPERFÍCIE SURFACE FINISHING



Pavimento
Floor Tiles



Revestimento
Wall Tiles



Retificados
Rectified



Não Retificados
Non Rectified



Ingelivo
Frost Resistant



Mate
Matt



NAT Natural
Natural



AD Antiderrapante
Slip-Resistant

Mais informação técnica: página 480
More technical information: page 480



ESSENCE

5 CORES
COLOURS

4 FORMATOS PAVIMENTO
FLOOR TILES SIZES

2 ACABAMENTOS
FINISHES

3 MOSAICOS
MOSAICS

Grandes formatos!
Cerâmica para Design e Arquitetura.

Big sizes!
Slabs for Design and Architecture.

ESSENCE





ESSENCE | BEGE BEIGE | 60x120 cm RTF 24"x47" RTF | 40000

ESSENCE


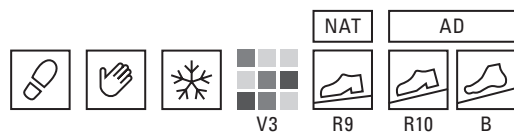


ESSENCE | CASTANHO BROWN | 60x60 cm RTF 24"x24" | 40003

ESSENCE



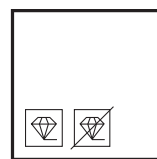
CONCRETE EFFECT



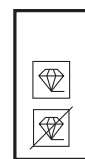
120x120 cm 47"x47"
± 9 mm 0.35 in



60x120 cm 24"x47"
± 9 mm 0.35 in




60x60 cm 24"x24"
± 8 mm 0.32 in



30x60 cm 12"x24"
± 8 mm 0.32 in


Retificados Rectified	120x120 RTF	60x120 RTF	60x120 RTF AD	60x60 RTF	60x60 RTF AD	30x60 RTF	30x60 RTF AD
Não Retificados Non Rectified	-	-	-	60x60	60x60 AD	30x60	30x60 AD
BEGE BEIGE	40000	40000	40000	40000	40000	40000	40000
CINZA CLARO LIGHTGREY	40001	40001	40001	40001	40001	40001	40001
CINZA GREY	40002	40002	40002	40002	40002	40002	40002
CASTANHO BROWN	40003	40003	40003	40003	40003	40003	40003
PRETO BLACK	40004	40004	40004	40004	40004	40004	40004

MOSAICO 36
MOSAIC 36



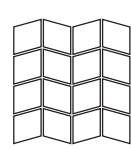
33x33 cm 13"x13"
± 8 mm 0.32 in

MOSAICO MURETO 12
MOSAIC MURETO 12



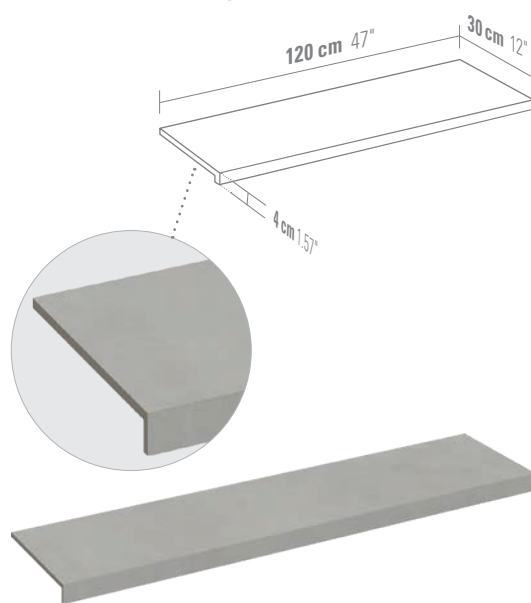
30x60 cm 12"x24"
± 9 mm 0.35 in
8 mm 9,5 mm

MOSAICO INCLINADO 16
MOSAIC INCLINED 16



29x29 cm 11"x11"
± 9 mm 0.35 in

PEÇA DEGRAU LINEAR
STEP TREAD



30 x 120 cm RTF PDL 12" x 47" RTF PDL ± 9 mm 0.35 in
 30 x 120 cm RTF PDL AD 12" x 47" RTF PDL AD ± 9 mm 0.35 in
 30 x 60 cm RTF PDL 12" x 24" RTF PDL ± 8 mm 0.32 in
 30 x 60 cm RTF PDL AD 12" x 24" RTF PDL AD ± 8 mm 0.32 in
 30 x 60 cm PDL 12" x 24" PDL ± 8 mm 0.32 in
 30 x 60 cm PDL AD 12" x 24" PDL AD ± 8 mm 0.32 in

RODAPÉ
BULLNOSE



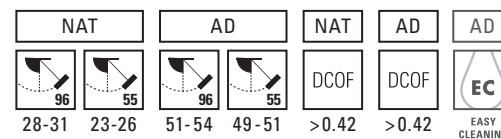
8x120 cm RTF ROD 3.15"x47" RTF ROD ± 9 mm 0.35 in
 8x60 cm RTF ROD 3.15"x24" RTF ROD ± 8 mm 0.32 in
 8x60 cm ROD 3.15"x24" ROD ± 8 mm 0.32 in

RTF = Retificado
RTF = Rectified

AD = Antiderrapante
AD = Slip-Resistant

PDL = Peça Degrau Linear
PDL = Step Tread

ESSENCE



BEGE BEIGE 40000



CASTANHO BROWN 40003



CINZA CLARO LIGHT GREY 40001



CINZA GREY 40002



PRETO BLACK 40004

EMBALAGENS E PESOS \ PACKING AND WEIGHTS

EMB001 Rev 91/1122

Formato Size	Caixa Box			Paleta Pallet				
	Pcs. Stk.	m ² / m	kg	Caixa / Paleta Box / Pallet	m ²	Net. kg	Brut. kg	cm
120x120x0,9 cm RTF 1198x1198 mm	2	2,8800 m ²	60,06	16	46,0800	961	986	143x123x55
60x120x0,9 cm RTF 598x1198 mm	2	1,4400 m ²	27,67	33	47,5200	913	938	120x80x75
60x60x0,8 cm RTF 598x598 mm	4	1,4400 m ²	25,92	32	46,0800	829	854	120x80x74
30x60x0,8 cm RTF 298x598 mm	7	1,2600 m ²	22,30	40	50,4000	892	917	120x80x75
60x60x0,8 cm	4	1,4400 m ²	24,94	32	46,0800	798	823	120x80x74
30x60x0,8 cm	7	1,2600 m ²	21,79	40	50,4000	872	897	120x80x75
Mosaico 36 Mosaic 36	9	0,9801 m ²	16,60					
Mosaico Mureto 12 Mosaic Mureto 12	6	1,0764 m ²	22,80					
Mosaico Inclinado 16 Mosaic Inclined 16	9	0,7569 m ²	14,40					
Peça Degrau Linear Step Tread	30x120x0,9 cm RTF PDL	2	0,8160 m ²	13,45				
	30x60x0,8 cm PDL	2	0,4080 m ²	7,10				
Rodapé Bullnose	8x120x0,9 cm RTF ROD	10	12,00 m	18,02				
	8x60x0,8 cm RTF ROD	22	13,20 m	19,61				
	8x60x0,8 cm ROD	22	13,20 m	19,27				



RETRO | AREIA SAND | Terrazzo | 60x120 cm RTF 24"x47" RTF | 9466
 RETRO | AREIA SAND | 60x120 cm RTF 24"x47" RTF | 9462

RETRO

4 CORES
COLOURS

2 FORMATOS PAVIMENTO
FLOOR TILES SIZES

2 ACABAMENTOS
FINISHES

1 DECORADO
DECOR

3 MOSAICOS
MOSAICS

**Um cimento de inspiração
"industrial-shabby-chic".**

Add an urban touch to your home with
an industrial-shabby-chic-inspired
concrete.



RETRO



RETRO | OFF WHITE OFF WHITE | Terrazzo | 60x60 cm 24"x24" | 9464
 RETRO | OFF WHITE OFF WHITE | 60x60 cm 24"x24" | 9460



RETRO

SPLASH | ELEMENT | TERRACOTTA COTTO | 15x15 cm 6"x6" | 9324
 RETRO | OFF WHITE OFF WHITE | Terrazzo | 60x60 cm 24"x24" | 9464
 RETRO | OFF WHITE OFF WHITE | 60x60 cm 24"x24" | 9460



RETRO | CINZA GREY | Terrazzo | 60x120cm RTF 24"x47" RTF | 9467


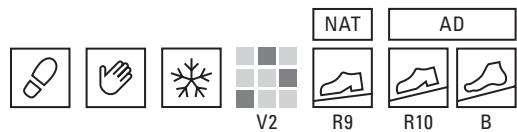


RETRO

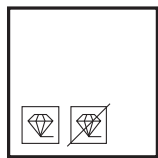
METRO | AZUL MARINHO NAVY BLUE | M 10x30cm 4"x12" | 9316

RETRO | CINZA GREY | Terrazzo | 60x120cm RTF 24"x47" RTF | 9467

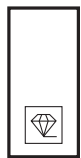
CONCRETE EFFECT



60x120 cm 24"x47"
 9 mm 0.35 in



60x60 cm 24"x24"
 8 mm 0.32 in




30x60 cm 12"x24"
 8 mm 0.32 in

Retificados Rectified	60x120 RTF 60x120 RTF AD		60x60 RTF 60x60 RTF AD		30x60 RTF 30x60 RTF AD	
Não Retificados Non Rectified	-	-	60x60	60x60 AD	-	-
OFF WHITE OFF WHITE	9460	9460	9460	9460	9460	9460
BRANCO OSSO BONE	9461	9461	9461	9461	9461	9461
AREIA SAND	9462	9462	9462	9462	9462	9462
CINZA GREY	9463	9463	9463	9463	9463	9463

TERRAZZO

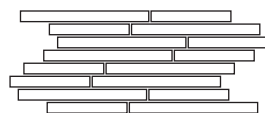
OFF WHITE OFF WHITE	9464	9464	9464	9464	9464	9464
BRANCO OSSO BONE	9465	9465	9465	9465	9465	9465
AREIA SAND	9466	9466	9466	9466	9466	9466
CINZA GREY	9467	9467	9467	9467	9467	9467

MOSAICO 36
 MOSAIC 36




33x33 cm 13"x13"
 8 mm 0.32 in

MOSAICO MURETO 16
 MOSAIC MURETO 16



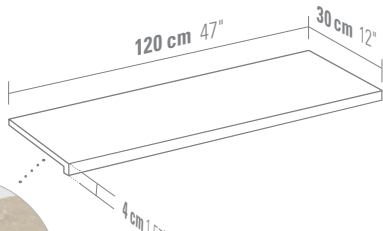
24x49 cm 9"x19"
 8 mm 0.32 in

MOSAICO HEX REGULAR
 MOSAIC HEX REGULAR



33x30 cm 13"x12"
 8 mm 0.32 in

PEÇA DEGRAU LINEAR
 STEP TREAD



****/640 (exceto TERRAZZO) (except TERRAZZO)	****/016 (exceto TERRAZZO) (except TERRAZZO)	****/720 (exceto TERRAZZO) (except TERRAZZO)
--	--	--

RODAPÉ
 BULLNOSE



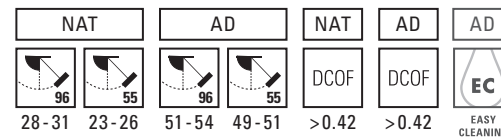
8x120cm RTF ROD 3.15"x47" RTF ROD 9 mm 0.35 in
8x60 cm RTF ROD 3.15"x24" RTF ROD 8 mm 0.32 in
8x60 cm ROD 3.15"x24" ROD 8 mm 0.32 in

RTF = Retificado
 RTF = Rectified

AD = Antiderrapante
 AD = Slip-Resistant

PDL = Peça Degrau Linear
 PDL = Step Tread

RETRO



TERRAZZO 9466 9465 9464 9467

EMBALAGENS E PESOS \ PACKING AND WEIGHTS EMB001 Rev 91/1122

Formato Size	Caixa Box			Paleta Pallet				
	Pcs. Stk.	m ² / m	kg	Caixa / Paleta Box / Pallet	m ²	Net. kg	Brut. kg	cm
60x120x0,9 cm RTF 598x1198 mm	2	1,4400 m ²	27,67	33	47,5200	913	938	120x80x75
60x60x0,8 cm RTF 598x598 mm	4	1,4400 m ²	25,92	32	46,0800	829	854	120x80x74
60x60x0,8 cm	4	1,4400 m ²	24,94	32	46,0800	798	823	120x80x74
Mosaico 36 Mosaic 36 33x33x0,8cm	9	0,9801 m ²	16,60					
Mosaico Mureto 16 Mosaic Mureto 16 24x49x0,8cm	7	0,8232 m ²	16,36					
Mosaico Hex Regular Mosaic Hex Regular 33x30x0,8cm	9	0,814 m ²	12,50					
Peça Degrau Linear Step Tread 30x120x0,9 cm RTF PDL	2	0,8160 m ²	13,45					
30x60x0,8 cm RTF PDL	2	0,4080 m ²	7,10					
30x60x0,8 cm PDL	2	0,4080 m ²	7,10					
Rodapé Bullnose 8x120x0,9 cm RTF ROD	10	12,00 m	18,02					
8x60x0,8cm RTF ROD	22	13,20 m	19,61					
8x60x0,8 cm ROD	22	13,20 m	19,27					



FACTORY

4 CORES
COLOURS

2 FORMATOS REVESTIMENTO
WALL TILES SIZES

2 ESTRUTURAS
STRUCTURES

3 DECORADOS
DECORS

5 CORES
COLOURS

1 FORMATO PAVIMENTO
FLOOR TILE SIZE

2 ACABAMENTOS
FINISHES

1 MOSAICO
MOSAIC

**Efeito betão sofisticado
e luxuoso!**

Sophisticated
and luxurious concrete-effect!



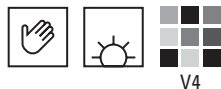
FACTORY | TAUPE TAUPE | M 50x50 cm 20°x20° | 8821

FACTORY



FACTORY | TAUPE TAUPE | M 25x75 cm 10°x30° | 6115
FACTORY | TAUPE TAUPE | Antic | M 25x75 cm 10°x30° | 6115/800

CONCRETE EFFECT



M25x75 cm 10"x30"
9 mm 0.35 in



M25x45 cm 10"x18"
8 mm 0.32 in



RODAPÉ BULLNOSE



7,5x25 cm 3"x10"
8 mm 0.32 in

BRANCO NUVEM WHITE CLOUD	6112	6112
BRANCO WHITE	6113	6113
BETÃO CONCRETE	6114	6114
TAUPE TAUPE	6115	6115

ATÉ 20 VARIAÇÕES GRÁFICAS
UP TO 20 GRAPHIC VARIATIONS



6115/800

EMBALAGENS E PESOS \ PACKING AND WEIGHTS									
Formato Size	Caixa Box			Paleta Pallet					
	Pcs. Stk.	m ² / m	kg	Caixa / Paleta Box / Pallet	m ²	Net. kg	Brut. kg	cm	
REVESTIMENTO WALL TILES									
M25x75x0,9cm	7	1,3125 m ²	21,00	42	55,1250	882	907	120x80x90	
M25x45x0,8cm	10	1,1250 m ²	15,25	60	67,5000	915	940	120x80x92	
Razor - Antic	M25x75x0,9cm	7	1,3125 m ²	21,00					
Piramide	M25x75x0,9cm	6	1,125 m ²	19,00					
Stamp	M75x75x0,9cm	1 Pnl	0,5625 m ²	9,00					
Antic	M25x45x0,8cm	10	1,125 m ²	15,25					
Dots	30x30x0,9cm	4	0,36 m ²	5,30					
Rodapé Bullnose	7,5x25x0,8cm	12	3,00 m	2,88					



FACTORY


FACTORY | **BETÃO CONCRETE** | M25x45 cm 10"x18" | 6114

RAZOR M25x75cm 10"x30"




BETÃO CONCRETE 6114/300

STAMP M75x75cm 30"x30"





BRANCO NUVEM WHITE CLOUD 6112/001
BRANCO WHITE 6113/001
BETÃO CONCRETE 6114/001
TAUPE TAUPE 6115/001

DOTS 30x30cm 12"x12"




TAUPE TAUPE 0450/394



CONCRETE
EFFECT


V4 NAT AD NAT AD NAT AD
 R10 R11 A 38-42 33-36 57-63 52-57 >0.42 >0.42
 DCOF DCOF



M50x50 cm 20"x20"

8 mm 0.32 in

MOSAICO 36
MOSAIC 36



33x33 cm 13"x13"

8 mm 0.32 in

RODAPÉ
BULLNOSE



8x50 cm ROD 3.15"x20" ROD

8 mm 0.32 in

M50x50 M50x50 AD

BRANCO NUVEM WHITE CLOUD	8819	8819
BRANCO WHITE	8820	8820
TAUPE TAUPE	8821	8821
BETÃO CONCRETE	8822	8822
ANTRACITE ANTHRACITE	8823	8823

VARIÇÕES GRÁFICAS: ATÉ 13
GRAPHIC VARIATIONS: UP TO 13


EMBALAGENS E PESOS \ PACKING AND WEIGHTS EMB001 Rev 91/1122

Formato Size	Caixa Box			Paleta Pallet				
	Pcs. Stk.	m ² / m	kg	Caixa / Paleta Box / Pallet	m ²	Net. kg	Brut. kg	cm
PAVIMENTO FLOOR TILES								
M50x50x0,8cm	5	1,2500 m ²	21,65	44	55,0000	953	978	120x100x65
Mosaico 36 Mosaic 36 33x33x0,8cm	9	0,9801 m ²	16,60					
Rodapé Bullnose 8x50x0,8cm ROD	30	15 m	20,78					

AD = Antiderrapante
AD = Slip-Resistant



FACTORY | ANTRACITE ANTHRACITE | M 50x50 cm 20"x20" | 8823





CAIMAN | PÉROLA PEARL | M25x75 cm 10"x30" | 6057
 CAIMAN | TAUPE TAUPE | M25x75 cm 10"x30" | 6058
 CAIMAN | TAUPE TAUPE | Vintage | M25x75 cm 10"x30" | 6064
 CAIMAN | PÉROLA-TAUPE PEARL-TAUPE | Mosaico Mosaic - 78 | 25x30 cm 10"x12" | 6057/178
 CAIMAN | TAUPE TAUPE | M45x45 cm 18"x18" | 8672

CAIMAN

4 CORES
COLOURS

2 FORMATOS REVESTIMENTO
WALL TILES SIZES

1 ESTRUTURA
STRUCTURE

4 DECORADOS
DECORS


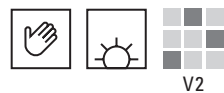
1 MOSAICO
MOSAIC

1 FORMATO PAVIMENTO
FLOOR TILE SIZE

**Um toque urbano com efeito
cimento de inspiração industrial!**

Add an urban touch
with an industrial-inspired concrete!

CONCRETE EFFECT




M25x75 cm 10"x30"
9 mm 0.35 in





M25x45 cm 10"x18"
8 mm 0.32 in

BRANCO WHITE	6055	6055
BETÃO CONCRETE	6056	6056
PÉROLA PEARL	6057	6057
TAUPE TAUPE	6058	6058
VARIAÇÕES GRÁFICAS: GRAPHIC VARIATIONS:	ATÉ 7 UP TO 7	ATÉ 15 UP TO 15



MOSAICO 78
MOSAIC 78




25x30 cm 10"x12"
9 mm 0.35 in

****/078	6055/178	6057/178
	BRANCO-BETÃO WHITE-CONCRETE	PÉROLA-TAUPE PEARL-TAUPE




BRANCO WHITE 6055




PÉROLA PEARL 6057

SKIN

M25x75 cm
10"x30"



6059



6061

ELEGANCE

M25x75 cm
10"x30"



6055/001



6057/001



EMBALAGENS E PESOS \ PACKING AND WEIGHTS		EMB001 Rev 91/1122							
Formato Size	Caixa Box			Paleta Pallet					
	Pcs. Stk.	m ² / m	kg	Caixa / Paleta Box / Pallet	m ²	Net. kg	Brut. kg	cm	
REVESTIMENTO WALL TILES									
M25x75x0,9cm	7	1,3125 m ²	21,00	42	55,1250	882	907	120x80x90	
M25x45x0,8cm	10	1,1250 m ²	15,25	60	67,5000	915	940	120x80x92	
Skin - Vintage - Reef	M25x75x0,9cm	7	1,3125 m ²	21,00					
Elegance - Sherry	M25x75x0,9cm	4	0,75 m ²	12,00					
Vintage	M25x45x0,8cm	10	1,125 m ²	15,25					
Mosaico 78 Mosaic 78	25x30x0,9cm	9	0,675 m ²	9,00					

CAIMAN



CAIMAN | TAUPE TAUPE | M25x75 cm 10"x30" | 6058
CAIMAN | TAUPE TAUPE | Sherry | M25x75 cm 10"x30" | 6058/002



BETÃO CONCRETE 6056



TAUPE TAUPE 6058

SKIN


M25x75 cm
10"x30"



6060



6062



VINTAGE

M25x75 cm
10"x30"
M25x45 cm
10"x18"



6063



6064

REEF

M25x75 cm
10"x30"
2 PEÇAS 2 TILES



6007/700



6006/700



SHERRY

M25x75 cm
10"x30"



6056/002



6058/002

CONCRETE
EFFECT



M 45x45 cm 18"x18"
8 mm 0.32 in



RODAPÉ
BULLNOSE



8x45 cm ROD 3.15"x18" ROD
8 mm 0.32 in

BRANCO WHITE	5	8670
PÉROLA PEARL	5	8671
TAUPE TAUPE	4	8672
BETÃO CONCRETE	4	8673

VARIAÇÕES GRÁFICAS: ATÉ 9
GRAPHIC VARIATIONS: UP TO 9



EMBALAGENS E PESOS \ PACKING AND WEIGHTS

EMB001 Rev 91/1122

Formato Size	Caixa Box			Paleta Pallet				
	Pcs. Stk.	m ² / m	kg	Caixa / Paleta Box / Pallet	m ²	Net. kg	Brut. kg	cm
PAVIMENTO FLOOR TILES								
M45x45x0,8cm	6	1,2150 m ²	20,64	34	41,3100	702	727	120x80x61
Rodapé Bullnose								
8x45x0,8cm ROD	21	9,45 m	13,00					



CAIMAN

CAIMAN | BRANCO WHITE | M 25x75 cm 10"x30" | 6055
CAIMAN | BETÃO CONCRETE | Reef | M 25x75 cm 10"x30" | 6007/700
CAIMAN | BETÃO CONCRETE | M 45x45 cm 18"x18" | 8673



BAMBU

4 CORES
COLOURS

1 FORMATO REVESTIMENTO
WALL TILE SIZE

1 DECORADO
DECOR

1 FORMATO PAVIMENTO
FLOOR TILE SIZE

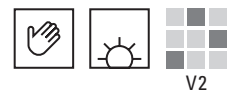
1 MOSAICO
MOSAIC

Perfeição coordenada!

Coordinated perfection!

BAMBU | BRANCO WHITE | M 25x45 cm 10"x18" | 3089
 BAMBU | TERRA EARTH | M 25x45 cm 10"x18" | 3091
 BAMBU | MULTICOR MULTICOLOUR | Timber | M 25x45 cm 10"x18" | 3097
 BAMBU | TERRA EARTH | M 45x45 cm 18"x18" | 8677

CONCRETE
EFFECT




M25x45 cm 10"x18"
± 8 mm 0.32 in

BRANCO WHITE	3089
CINZA GREY	3090
TERRA EARTH	3091
ANTRACITE ANTHRACITE	3092
VARIAÇÕES GRÁFICAS: GRAPHIC VARIATIONS:	ATÉ 11 UP TO 11

TIMBER **M25x45cm 10"x18"**



MULTICOR MULTICOLOUR 3097



BRANCO
WHITE 3089


CINZA
GREY 3090

TERRA
EARTH 3091

ANTRACITE
ANTHRACITE 3092




BAMBU | **MULTICOR** MULTICOLOUR | Timber | **M25x45 cm 10"x18"** | 3097
BAMBU | **TERRA** EARTH | **M25x45 cm 10"x18"** | 3091



M45x45 cm 18"x18"
± 8 mm 0.32 in

BRANCO WHITE	5	8675
CINZA GREY	4	8676
TERRA EARTH	4	8677
ANTRACITE ANTHRACITE	4	8678
VARIAÇÕES GRÁFICAS: GRAPHIC VARIATIONS:	ATÉ 12 UP TO 12	

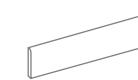
MOSAICO IRREGULAR
MOSAIC IRREGULAR





30x30 cm 12"x12"
± 8 mm 0.32 in

****/920

RODAPÉ
BULLNOSE



8x45 cm ROD 3.15"x18" ROD
± 8 mm 0.32 in



EMBALAGENS E PESOS \ PACKING AND WEIGHTS

EMB001 Rev 91/1122

Formato Size	Caixa Box			Paleta Pallet				
	Pcs. Stk.	m ² / m	kg	Caixa / Paleta Box / Pallet	m ²	Net. kg	Brut. kg	cm
REVESTIMENTO WALL TILES								
M25x45x0,8cm	10	1,1250 m ²	15,25	60	67,5000	915	940	120x80x92
Timber M25x45x0,8cm	10	1,1250 m ²	15,25					
PAVIMENTO FLOOR TILES								
M45x45x0,8cm	6	1,2150 m ²	20,64	34	41,3100	702	727	120x80x61
Mosaico Irregular Mosaic Irregular 30x30x0,8cm	10	0,90 m ²	16,00					
Rodapé Bullnose 8x45x0,8 cm ROD	21	9,45 m	13,00					



COFFRAGE

4 CORES
COLOURS

1 FORMATO REVESTIMENTO
WALL TILE SIZE

1 DECORADO
DECOR

1 FORMATO PAVIMENTO
FLOOR TILE SIZE

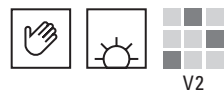
1 MOSAICO
MOSAIC

**Idealizado com a elegância
e a funcionalidade em mente!**

Designed with elegance
and functionality in mind!

COFFRAGE | BEGE BEIGE | M 25x45 cm 10"x18" | 3094
 COFFRAGE | TERRA EARTH | M 25x45 cm 10"x18" | 3095
 COFFRAGE | MULTICOR MULTICOLOUR | Cube | M 25x45 cm 10"x18" | 3098
 COFFRAGE | TERRA EARTH | M 45x45 cm 18"x18" | 8687
 COFFRAGE | TERRA EARTH | Mosaico Mosaic - Irregular | 30x30 cm 12"x12" | 8687/920

CONCRETE
EFFECT




M25x45 cm 10"x18"
8 mm 0.32 in

BRANCO WHITE	3093
BEGE BEIGE	3094
TERRA EARTH	3095
CINZA GREY	3096

VARIAÇÕES GRÁFICAS:
GRAPHIC VARIATIONS: ATÉ 24
UP TO 24

CUBE **M25x45 cm 10"x18"**
2 PEÇAS 2 TILES



MULTICOR MULTICOLOUR 3098




BRANCO
WHITE 3093

CINZA
GREY 3096

BEGE
BEIGE 3094

TERRA
EARTH 3095




M45x45 cm 18"x18"
8 mm 0.32 in

BRANCO WHITE	5	8685
BEGE BEIGE	4	8686
TERRA EARTH	4	8687
CINZA GREY	4	8688

VARIAÇÕES GRÁFICAS:
GRAPHIC VARIATIONS: ATÉ 12
UP TO 12

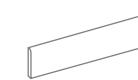
MOSAICO IRREGULAR
MOSAIC IRREGULAR



30x30 cm 12"x12"
8 mm 0.32 in

****/920

RODAPÉ
BULLNOSE



8x45 cm ROD 3.15"x18" ROD
8 mm 0.32 in



EMBALAGENS E PESOS \ PACKING AND WEIGHTS

EMB001 Rev 91/1122

Formato Size	Caixa Box			Paleta Pallet				
	Pcs. Stk.	m ² / m	kg	Caixa / Paleta Box / Pallet	m ²	Net. kg	Brut. kg	cm
REVESTIMENTO WALL TILES								
M25x45x0,8cm	10	1,1250 m ²	15,25	60	67,5000	915	940	120x80x92
Cube M25x45x0,8cm	10	1,1250 m ²	15,25					
PAVIMENTO FLOOR TILES								
M45x45x0,8cm	6	1,2150 m ²	20,64	34	41,3100	702	727	120x80x61
Mosaico Irregular Mosaic Irregular 30x30x0,8cm	10	0,90 m ²	16,00					
Rodapé Bullnose 8x45x0,8 cm ROD	21	9,45 m	13,00					

COFFRAGE | CINZA GREY | M25x45 cm 10"x18" | 3096
COFFRAGE | MULTICOR MULTICOLOR | Cube | M25x45 cm 10"x18" | 3098

CINCA

P.P.C.D.

PORCELÂNICO PASTA CORADA DECORADO
COLORED BODY PORCELAIN STONEWARE

GRÈS CÉRAME DÉCORÉ COLORÉ DANS LA MASSE
DURCHGEFÄRBTES DEKORIERTES FEINSTEINZEUG

P.V.

PORCELANATO VIDRADO
GLAZED PORCELAIN STONEWARE

GRÈS CÉRAME ÉMAILLÉ
FEINSTEINZEUG GLASIERT

A.Z.

AZULEJO DE PASTA BRANCA BICOZEDURA
DOUBLE FIRED WHITE BODY WALL TILE

FAÏENCE EN PÂTE BLANCHE BI-CUISSON
WEISS-SCHERBIGE ZWEIBRAND STEINGUTFLIESEN

STONE EFFECT



Retificados
Rectified



60×120 RTF
24"×47" RTF



49×99 RTF
19"×39" RTF



24,5×99 RTF
10"×39" RTF



16×99 RTF
6"×39" RTF



49×49 RTF
19"×19" RTF



60×60 RTF
24"×24" RTF



30×60 RTF
12"×24" RTF



Não Retificados
Non Rectified



60×60
24"×24"



30×60
12"×24"



M 50×50
20"×20"



15×15
6"×6"



M 25×75
10"×30"



M 25×55
10"×22"



M 10×30
4"×12"

	Espeçura Thickness	9 mm 0.35 in	9 mm 0.35 in	9 mm 0.35 in	9 mm 0.35 in	9 mm 0.35 in	8 mm 0.32 in	8 mm 0.32 in	8 mm 0.32 in	8 mm 0.32 in	7 mm 0.28 in	9 mm 0.35 in	8 mm 0.32 in	8 mm 0.32 in	
CEPPO DI GRÈ STONE P. 070	P.V.						P.V.	P.V.							
KINGSTONE P. 080	P.P.C.D.						P.P.C.D.	P.P.C.D.	P.P.C.D.	P.P.C.D.					
MERCURY P. 090			P.P.C.D.	P.P.C.D.	P.P.C.D.	P.P.C.D.									
INDUSTRIAL STONE P. 096															
SALT P. 102								P.V.							
SPLASH SLATE P. 113															
ASSOUAN STONE P. 118															
HIGHLANDER P. 120															

ACABAMENTO DA SUPERFÍCIE SURFACE FINISHING



Pavimento
Floor Tiles



Revestimento
Wall Tiles



Retificados
Rectified



Não Retificados
Non Rectified



Ingelivo
Frost Resistant



Brilhante
Glossy



NAT Natural
Natural



AD Antiderrapante
Slip-Resistant

Mais informação técnica: página 480
More technical information: page 480



CEPPO DI GRE STONE

4 CORES
COLOURS

3 FORMATOS PAVIMENTO
FLOOR TILES SIZES

2 ACABAMENTOS
FINISHES

Reprodução cerâmica de uma pedra italiana estimada por todos devido à sua originalidade, complexidade, elegância e requinte.

Ceramic reproduction of the widely loved Italian stone, due to its originality, complexity, elegance, and refinement.

CEPPO DI GRE STONE





CEPPO DI GRE STONE | BRANCO WHITE | 30x60 cm 12"x24" | 8996

CEPPO DI GRE STONE



CEPPO DI GRE STONE | BRANCO WHITE | 60x120 cm RTF 24"x47" RTF | 8996

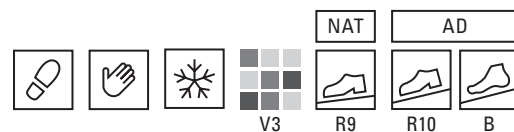


CEPPPO DI GRE STONE | BEGE BEIGE | 60x60 cm 24"x24" | 8997

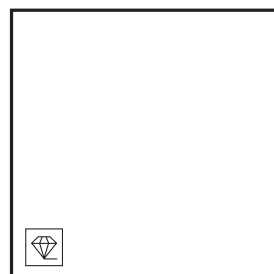


CEPPPO DI GRE
STONE


CEPPPO DI GRE STONE | BEGE BEIGE | 60x120 cm RTF 24"x47" RTF | 8997

STONE
EFFECT

60×120 cm RTF 24"×47" RTF
9 mm 0.35 in



60×60 cm RTF 24"×24" RTF
8 mm 0.32 in



30×60 cm RTF 12"×24" RTF
8 mm 0.32 in

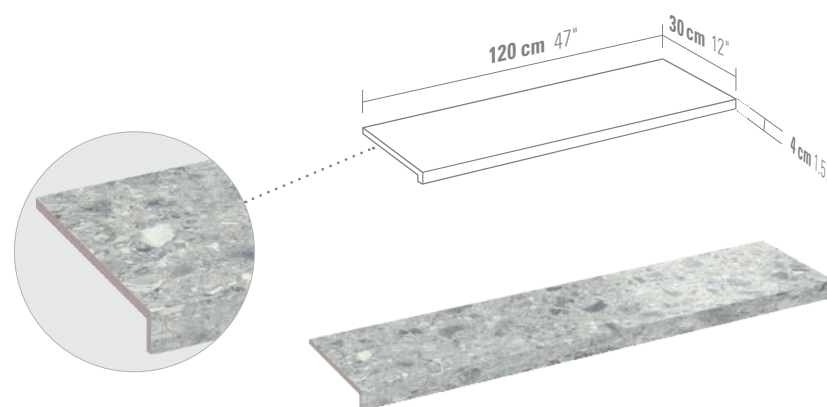


60×120 RTF 60×120 RTF AD 60×60 RTF 60×60 RTF AD 30×60 RTF 30×60 RTF AD


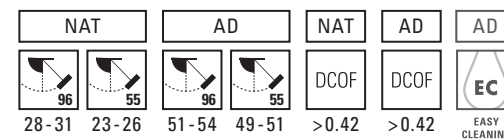
		60×120 RTF	60×120 RTF AD	60×60 RTF	60×60 RTF AD	30×60 RTF	30×60 RTF AD
BRANCO WHITE	5	8996	8996	8996	8996	8996	8996
BEGE BEIGE	5	8997	8997	8997	8997	8997	8997
CINZA GREY	4	8998	8998	8998	8998	8998	8998
ANTRACITE ANTHRACITE	3	8999	8999	8999	8999	8999	8999

RODAPÉ
BULLNOSE


8×120 cm RTF ROD 3.15"×47" RTF ROD 9 mm 0.35 in
8×60 cm RTF ROD 3.15"×24" RTF ROD 8 mm 0.32 in

PEÇA DEGRAU LINEAR
STEP TREAD


30×120 cm RTF PDL 12"×47" RTF PDL 9 mm 0.35 in
30×120 cm RTF PDL AD 12"×47" RTF PDL AD 9 mm 0.35 in
30×60 cm RTF PDL 12"×24" RTF PDL 8 mm 0.32 in
30×60 cm RTF PDL AD 12"×24" RTF PDL AD 8 mm 0.32 in

RTF = Retificado
RTF = RectifiedAD = Antiderrapante
AD = Slip-ResistantPDL = Peça Degrau Linear
PDL = Step TreadCEPPO DI GRE
STONE


BRANCO
WHITE 8996



BEGE
BEIGE 8997



CINZA
GREY 8998



ANTRACITE
ANTHRACITE 8999

EMBALAGENS E PESOS \ PACKING AND WEIGHTS

EMB001 Rev 91/1122

Formato Size	Caixa Box			Paleta Pallet				
	Pcs. Stk.	m ² / m	kg	Caixa / Paleta Box / Pallet	m ²	Net. kg	Brut. kg	cm
60×120×0,9 cm RTF 598×1198 mm	2	1,4400 m ²	27,67	33	47,5200	913	938	120×80×75
60×60×0,8 cm RTF 598×598 mm	4	1,4400 m ²	25,92	32	46,0800	829	854	120×80×74
30×60×0,8 cm RTF 298×598 mm	7	1,2600 m ²	22,30	40	50,4000	892	917	120×80×75
Peça Degrau Linear Step Tread								
30×120×0,9 cm RTF PDL	2	0,8160 m ²	13,45					
30×60×0,8 cm RTF PDL	2	0,4080 m ²	7,10					
Rodapé Bullnose								
8×120×0,9 cm RTF ROD	10	12,00 m	18,02					
8×60×0,8 cm RTF ROD	22	13,20 m	19,61					



KINGSTONE

4 CORES
COLOURS

3 FORMATOS PAVIMENTO
FLOOR TILES SIZES

2 ACABAMENTOS
FINISHES

3 MOSAICOS
MOSAICS

**O equilíbrio perfeito e natural
entre a praticidade e a emoção,
a funcionalidade e o hedonismo.**

Nature's perfect balance between
practicality and emotion, functionality,
and hedonism.

KINGSTONE



KINGSTONE | BRANCO WHITE | 60x120 cm RTF 24"x47" RTF | 9430
KINGSTONE | BRANCO WHITE | 60x60 cm RTF 24"x24" RTF | 9430
KINGSTONE | BRANCO WHITE | MOSAICO MOSAIC · 36 | 33x33 cm 13"x13" | 9430/640




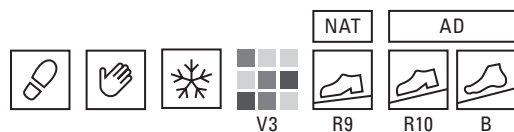
KINGSTONE | AREIA SAND | 60x60 cm · 30x60 cm 24"x24" · 12"x24" | 9431



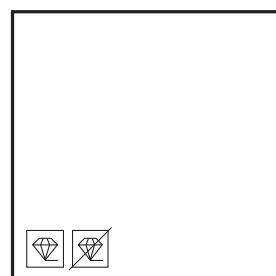
KINGSTONE | AREIA SAND | 60x60 cm RTF 24"x24" RTF | 9431

KINGSTONE



STONE
EFFECT

60×120 cm 24"×47"
9 mm 0.35 in



60×60 cm 24"×24"
8 mm 0.32 in



30×60 cm 12"×24"
8 mm 0.32 in

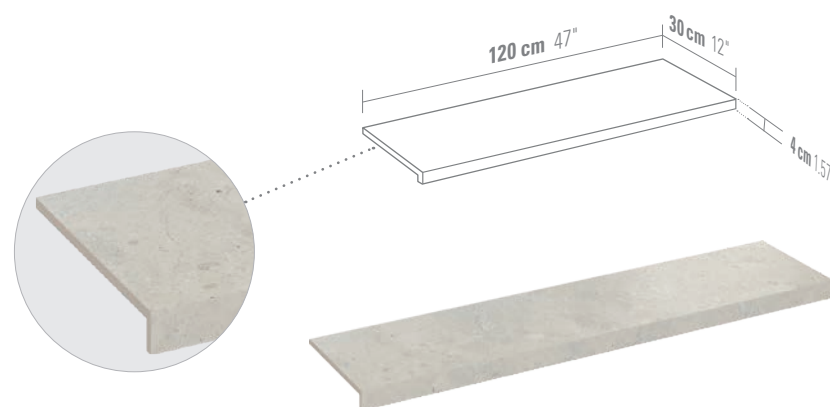
Retificados Rectified	60×120 RTF 60×120 RTF AD		60×60 RTF 60×60 RTF AD		30×60 RTF 30×60 RTF AD	
Não Retificados Non Rectified	-	-	60×60	60×60 AD	30×60	30×60 AD
BRANCO WHITE	9430	9430	9430	9430	9430	9430
AREIA SAND	9431	9431	9431	9431	9431	9431
CINZA CLARO LIGHTGREY	9432	9432	9432	9432	9432	9432
NOZ NUT	9433	9433	9433	9433	9433	9433
	ATÉ 7 VARIAÇÕES GRÁFICAS UP TO 7 GRAPHIC VARIATIONS		ATÉ 14 VARIAÇÕES GRÁFICAS UP TO 14 GRAPHIC VARIATIONS		ATÉ 28 VARIAÇÕES GRÁFICAS UP TO 28 GRAPHIC VARIATIONS	

RODAPÉ
BULLNOSE


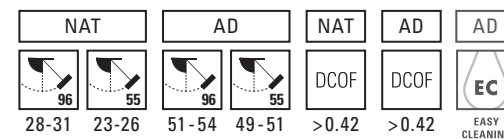
8×120 cm RTF ROD	3.15"×47" RTF ROD	9 mm 0.35 in
8×60 cm RTF ROD	3.15"×24" RTF ROD	8 mm 0.32 in
8×60 cm ROD	3.15"×24" ROD	8 mm 0.32 in

PEÇA DEGRAU LINEAR
STEP TREAD

30×120 cm RTF PDL	12"×47" RTF PDL	9 mm 0.35 in
30×120 cm RTF PDL AD	12"×47" RTF PDL AD	9 mm 0.35 in
30×60 cm RTF PDL	12"×24" RTF PDL	8 mm 0.32 in
30×60 cm RTF PDL AD	12"×24" RTF PDL AD	8 mm 0.32 in
30×60 cm PDL	12"×24" PDL	8 mm 0.32 in
30×60 cm PDL AD	12"×24" PDL AD	8 mm 0.32 in

RTF = Retificado
RTF = RectifiedAD = Antiderrapante
AD = Slip-ResistantPDL = Peça Degrau Linear
PDL = Step Tread


KINGSTONE




BRANCO
WHITE 9430




CINZA CLARO
LIGHT GREY 9432



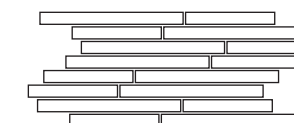
AREIA
SAND 9431



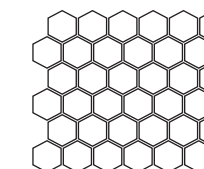
NOZ
NUT 9433

MOSAICO 36
MOSAIC 36

33×33 cm 13"×13"
8 mm 0.32 in
****/640

MOSAICO MURETO 16
MOSAIC MURETO 16

24×49 cm 9"×19"
8 mm 0.32 in
****/016

MOSAICO HEX REGULAR
MOSAIC HEX REGULAR

33×30 cm 13"×12"
8 mm 0.32 in
****/720

EMBALAGENS E PESOS \ PACKING AND WEIGHTS

EMB001 Rev 91/1122

Formato Size	Caixa Box			Paleta Pallet				
	Pcs. Stk.	m ² / m	kg	Caixa / Paleta Box / Pallet	m ²	Net. kg	Brut. kg	cm
60×120×0,9 cm RTF 598×1198 mm	2	1,4400 m ²	27,67	33	47,5200	913	938	120×80×75
60×60×0,8 cm RTF 598×598 mm	4	1,4400 m ²	25,92	32	46,0800	829	854	120×80×74
30×60×0,8 cm RTF 298×598 mm	7	1,2600 m ²	22,30	40	50,4000	892	917	120×80×75
60×60×0,8 cm	4	1,4400 m ²	24,94	32	46,0800	798	823	120×80×74
30×60×0,8 cm	7	1,2600 m ²	21,79	40	50,4000	872	897	120×80×75
Mosaico 36 Mosaic 36	9	0,9801 m ²	16,60					
Mosaico Mureto 16 Mosaic Mureto 16	7	0,8232 m ²	13,90					
Mosaico Hex Regular Mosaic Hex Regular	9	0,814 m ²	12,50					
Peça Degrau Linear Step Tread	2	0,8160 m ²	13,45					
30×120×0,9 cm RTF PDL	2	0,4080 m ²	7,10					
30×60×0,8 cm PDL	2	0,4080 m ²	7,10					
8×120×0,9 cm RTF ROD	10	12,0000 m	18,02					
8×60×0,8 cm RTF ROD	22	13,2000 m	19,61					
8×60×0,8 cm ROD	22	13,2000 m	19,265					

CINCA



IMAGINE SOUL | CAFÉ COFFEE | 16x99 cm RTF 6'x39" RTF | 9103
 MERCURY | BRANCO WHITE | 24,5x99 cm RTF - 16x99 cm RTF 10'x39" RTF - 6'x39" RTF | 9143
 MERCURY | ANTRACITE ANTHRACITE | 49x99 cm RTF 19'x39" RTF | 9146

MERCURY

5 CORES
COLOURS

4 FORMATOS PAVIMENTO
FLOOR TILES SIZES

2 MOSAICOS
MOSAICS

**Uma nova abordagem apelativa
da rocha metamórfica
com xistosidade!**

An appealing new take
on the metamorphic shale rock!

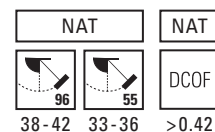
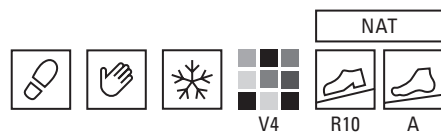


MERCURY | INDIAN INDIAN | 49x99cm RTF 19" x39" RTF | 9147

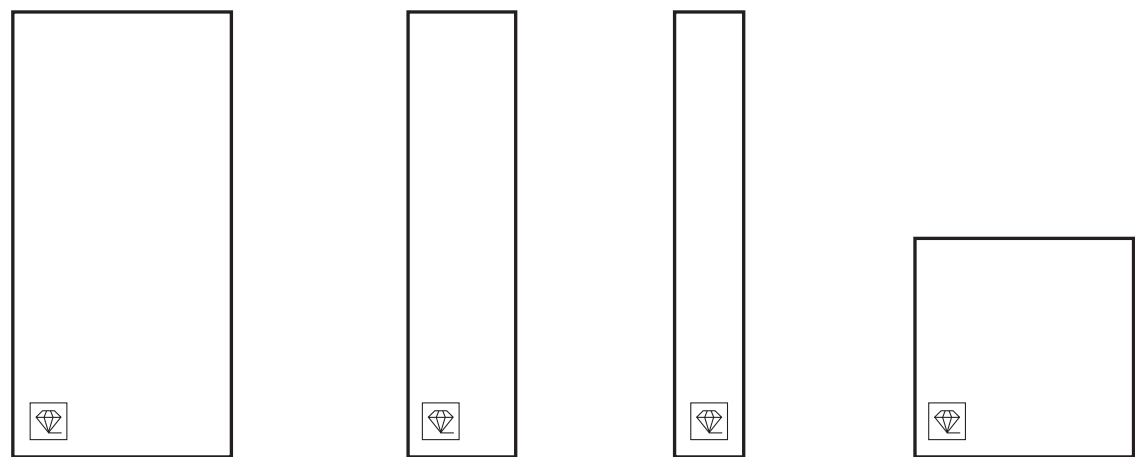


MERCURY | INDIAN INDIAN | Mosaico Mosaic - Mureto 16 | 24x49cm 9"x19" | 9147/016
 MERCURY | INDIAN INDIAN | 49x99cm RTF · 49x49cm RTF 19"x39" RTF · 19"x19" RTF | 9147

STONE EFFECT



MERCURY




49x99 cm RTF 19"x39" RTF **24,5x99 cm RTF** 10"x39" RTF **16x99 cm RTF** 6"x39" RTF **49x49 cm RTF** 19"x19" RTF
 9 mm 0.35 in 9 mm 0.35 in 9 mm 0.35 in 9 mm 0.35 in

BRANCO WHITE	9143	9143	9143	9143
CINZA GREY	9144	9144	9144	9144
TORTORA TORTORA	9145	9145	9145	9145
ANTRACITE ANTHRACITE	9146	9146	9146	9146
INDIAN INDIAN	9147	9147	9147	9147
VARIAÇÕES GRÁFICAS: GRAPHIC VARIATIONS:	ATÉ 10 UP TO 10	ATÉ 20 UP TO 20	ATÉ 30 UP TO 30	ATÉ 20 UP TO 20

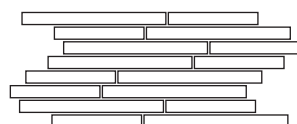


MOSAICO 36
MOSAIC 36



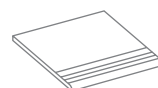
33x33 cm 13"x13"
9 mm 0.35 in
****/640

MOSAICO MURETO 16
MOSAIC MURETO 16



24x49 cm 9"x19"
9 mm 0.35 in
****/016

ESCADA
STEP TREAD



33x49 cm RTF ESC 13"x19" RTF ESC
9 mm 0.35 in

RODAPÉ
BULLNOSE



8x99cm RTFROD 3.15"x39" RTFROD
8x49cm RTFROD 3.15"x19" RTF ROD
9 mm 0.35 in

EMBALAGENS E PESOS \ PACKING AND WEIGHTS EMB001 Rev 91/1122

Formato Size	Caixa Box			Paleta Pallet				
	Pcs. Stk.	m ² / m	kg	Caixa / Paleta Box / Pallet	m ²	Net. kg	Brut. kg	cm
49x99x0,9 cm RTF 493x987 mm	3	1,4553 m ²	27,04	32	46,5696	865	890	120x100x64
24,5x99x0,9 cm RTF 246x987 mm	5	1,2128 m ²	22,50	42	50,9376	945	970	120x100x62
16x99x0,9 cm RTF 160x987 mm	7	1,1088 m ²	20,48	48	53,2224	983	1.008	120x100x63
49x49x0,9 cm RTF 493x493 mm	5	1,2005 m ²	22,51	40	48,0200	900	925	120x100x64
Mosaico 36 Mosaic 36	33x33x0,9 cm	9	0,9801 m ²	18,54				
Mosaico Mureto 16 Mosaic Mureto 16	24x49x0,9 cm	7	0,8232 m ²	16,23				
Escada Step Tread	33x49x0,9 cm RTF ESC	6	2,9400 m	20,41				
Rodapé Bullnose	8x99x0,9 cm RTF ROD	14	13,8600 m	21,48				
	8x49x0,9 cm RTF ROD	26	12,7400 m	19,90				



INDUSTRIAL STONE

4 CORES
COLOURS

2 FORMATOS PAVIMENTO
FLOOR TILES SIZES

2 ACABAMENTOS
FINISHES

3 MOSAICOS
MOSAICS

**Um estilo minimal de envolvente
contemporânea para espaços
acolhedores e evocativos!**

A minimal style with a contemporary
allure, for welcoming and evocative
living spaces!



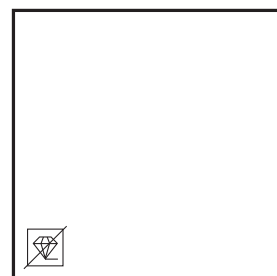
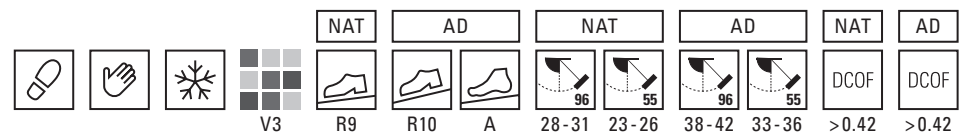
INDUSTRIAL STONE | CINZA GREY | 30x60 cm 12"x24" | 9242



INDUSTRIAL STONE

INDUSTRIAL STONE | CINZA GREY | 60x60 AD · 30x60 AD cm 24"x24" AD · 12"x24" AD | 9242
INDUSTRIAL STONE | CINZA GREY | Mosaico Bloco Mosaic Block · 12 | 27x30 cm 11"x12" | 9242/412

STONE EFFECT



60x60 cm 24"x24"
± 8 mm 0.32 in




30x60 cm 12"x24"
± 8 mm 0.32 in

		60x60	60x60 AD	30x60	30x60 AD
BRANCO WHITE	5	9240	9240	9240	9240
GRÈGE GRÈGE	5	9241	9241	9241	9241
CINZA GREY	5	9242	9242	9242	9242
ANTRACITE ANTHRACITE	4	9243	9243	9243	9243

VARIações GRÁFICAS: GRAPHIC VARIATIONS: ATÉ 12 UP TO 12 ATÉ 48 UP TO 48

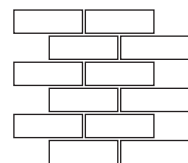
MOSAICO 36
MOSAIC 36



33x33 cm 13"x13"
± 8 mm 0.32 in

****/640

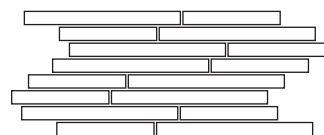
MOSAICO BLOCO 12
MOSAIC BLOCK 12



27x30 cm 11"x12"
± 8 mm 0.32 in

****/412

MOSAICO MURETO 16
MOSAIC MURETO 16




24x49 cm 9"x19"
± 8 mm 0.32 in

****/016

RODAPÉ
BULLNOSE



8x60 cm ROD 3.15"x24" ROD
8x30 cm ROD 3.15"x12" ROD
± 8 mm 0.32 in



AD = Antiderrapante
AD = Slip-Resistant

INDUSTRIAL
STONE



INDUSTRIAL STONE | ANTRACITE ANTHRACITE | 60x60 cm 24"x24" | 9243

EMBALAGENS E PESOS \ PACKING AND WEIGHTS		EMB001 Rev 91/1122							
Formato Size	Caixa Box			Paleta Pallet					
	Pcs. Stk.	m ² / m	kg	Caixa / Paleta Box / Pallet	m ²	Net. kg	Brut. kg	cm	
60x60x0,8 cm	4	1,4400 m ²	24,94	32	46,0800	798	823	120x80x74	
30x60x0,8 cm	7	1,2600 m ²	21,79	40	50,4000	872	897	120x80x75	
Mosaico 36 Mosaic 36	9	0,9801 m ²	16,60						
Mosaico Bloco 12 Mosaic Block 12	9	0,729 m ²	11,20						
Mosaico Mureto 16 Mosaic Mureto 16	7	0,8232 m ²	16,36						
Rodapé Bullnose	22	13,20 m	19,265						
	36	10,80 m	16,20						



SALT

4 CORES
COLOURS

3 FORMATOS REVESTIMENTO
FLOOR TILES SIZES

2 ESTRUTURAS
STRUCTURES

2 FORMATOS PAVIMENTO
FLOOR TILES SIZES

4 MOSAICOS
MOSAICS

**Um gracioso fundo claro
levemente recortado por finos veios
e largas lascas brancas.**

A soft background light,
cut out by delicate veins
and large white fragments.

SALT



SALT | BRANCO WHITE | M25x75cm 10"x30" | 6200
SALT | BRANCO WHITE | 30x60cm 12"x24" | 8900



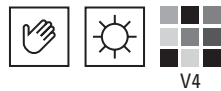
SALT | OSSO BONE | Mosaico Mosaic Peacock | 27x29 cm 11"x12" | 8901/604



SALT

SALT | OSSO BONE | M25x55 cm 10"x22" | 6201
 SALT | OSSO BONE | Mosaico Mosaic Peacock | 27x29 cm 11"x12" | 8901/604
 TIMBER | MEL HONEY | 20x120 cm 8"x47" | 9413

STONE
EFFECT



M 25 x 75 cm 10" x 30"
± 9 mm 0.35 in



M 25 x 55 cm 10" x 22"
± 8 mm 0.32 in



M 10 x 30 cm 4" x 12"
± 8 mm 0.32 in

BRANCO WHITE	6200	6200	6200
OSSO BONE	6201	6201	6201
CINZA GREY	6202	6202	6202
AZUL BLUE	6204	6204	6204
	12 VARIAÇÕES GRÁFICAS 12 GRAPHIC VARIATIONS	12 VARIAÇÕES GRÁFICAS 12 GRAPHIC VARIATIONS	

RAZOR

M 25 x 75 cm 10" x 30"



****/300

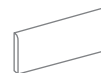
ONDA

M 25 x 55 cm 10" x 22"




****/500

RODAPÉ
BULLNOSE



7,5 x 25 cm 3" x 10"
± 8 mm 0.32 in

****/050



EMBALAGENS E PESOS PACKING AND WEIGHTS		EMB001 Rev 91/1122							
Formato Size	Caixa Box			Paleta Pallet					
	Pcs. Stk.	m ² / m	kg	Caixa / Paleta Box / Pallet	m ²	Net. kg	Brut. kg	cm	
REVESTIMENTO WALL TILES									
M 25 x 75 x 0,9 cm	7	1,3125 m ²	21,00	42	55,125	882	907	120 x 80 x 90	
M 25 x 55 x 0,8 cm	10	1,3750 m ²	18,29	48	66,0000	878	903	120 x 80 x 90	
M 10 x 30 x 0,8 cm	30	0,9000 m ²	11,52	88	79,2000	1.014	1.039	120 x 80 x 93	
Razor	M 25 x 75 x 0,9 cm	7	1,3125 m ²	21,00					
Onda	M 25 x 55 x 0,8 cm	10	1,3750 m ²	18,90					
Rodapé Bullnose	7,5 x 25 x 0,8 cm	44	11,0000 m	11,04					


SALT



STONE EFFECT



30x60 cm RTF 12"x24" RTF
8 mm 0.32 in




30x60 cm 12"x24"
8 mm 0.32 in

BRANCO WHITE	8900	8900
OSSO BONE	8901	8901
CINZA GREY	8902	8902
AZUL BLUE	8903	8903

ATÉ 24 VARIAÇÕES GRÁFICAS
UP TO 24 GRAPHIC VARIATIONS

ATÉ 24 VARIAÇÕES GRÁFICAS
UP TO 24 GRAPHIC VARIATIONS

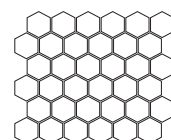
MOSAICO 36
MOSAIC 36



33x33 cm 13"x13"
8 mm 0.32 in

****/640

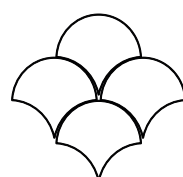
MOSAICO HEX REGULAR
MOSAIC HEX REGULAR



33x30 cm 13"x12"
8 mm 0.32 in

****/720

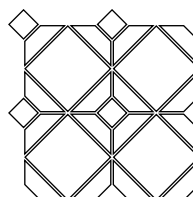
MOSAICO PEACOCK
MOSAIC PEACOCK



27x29 cm 11"x12"
8 mm 0.32 in

****/604

MOSAICO METRICS
MOSAIC METRICS



29x29 cm 12"x12"
8 mm 0.32 in

****/624

RODAPÉ
BULLNOSE



8x60 cm RTF ROD 3.15"x24" RTF ROD
8x60 cm ROD 3.15"x24" ROD
8 mm 0.32 in

BRANCO

WHITE 8900

OSSO

BONE 8901

CINZA

GREY 8902

AZUL

BLUE 8903

RTF = Retificado
RTF = Rectified

SALT



SALT | CINZA GREY | 30x60 cm 12"x24" | 8902

EMBALAGENS E PESOS \ PACKING AND WEIGHTS

EMB001 Rev 92/1122

Formato Size	Caixa Box			Paleta Pallet				
	Pcs. Stk.	m ² / m	kg	Caixa / Paleta Box / Pallet	m ²	Net. kg	Brut. kg	cm
30x60x0,8 cm RTF 298x598 mm	7	1,2600 m ²	22,30	40	50,4000	892	917	120x80x75
30x60x0,8 cm	7	1,2600 m ²	21,79	40	50,4000	872	897	120x80x75
Mosaico 36 Mosaic 36	9	0,9801 m ²	16,60					
Mosaico HEX Regular Mosaic HEX Regular	9	0,8140 m ²	12,50					
Mosaico Peacock Mosaic Peacock	11	0,4642 m ²	7,90					
Mosaico Metrics Mosaic Metrics	9	0,7668 m ²	12,13					
Rodapé Bullnose	22	13,2000 m	19,61					
	22	13,2000 m	19,265					



SPLASH SLATE

5 CORES
COLOURS

2 FORMATOS PAVIMENTO
FLOOR TILES SIZES

**Design elegante, forte e original,
com um apelo intemporal.**

An elegant but strong,
original design with timeless appeal.

SPLASH | SLATE | INDIAN INDIAN | 15x15 cm 6"x6" | 9443

SPLASH | SLATE | INDIAN INDIAN | 30x60 cm 12"x24" | 9443

TIMBER DECK | PIMENTA PRETA BLACK PEPPER | 20x120 cm AD 8"x47" AD | 9437



SPLASH - SLATE

SPLASH | SLATE | GRÈGE GRÈGE | 15x15 cm 6"x6" | 9441
 SPLASH | SLATE | GRÈGE GRÈGE | 30x60 cm AD 12"x24" AD | 9441

STONE EFFECT MIX & MATCH V4 R9 R10 B NAT AD NAT AD NAT AD AD DCOF >0.42 DCOF >0.42 EC EASY CLEANING



30x60 cm 12"x24"
8 mm 0.32 in



15x15 cm 6"x6"
7 mm 0.28 in

	30x60	30x60 AD	15x15	15x15 AD
BRANCO WHITE	4	9440	9440	9440
GRÈGE GRÈGE	4	9441	9441	9441
INDIAN INDIAN	3	9443	9443	9443
AZUL BLUE	3	9444	9444	9444
MIX MIX	-	-	9445	9445
VARIações GRÁFICAS: GRAPHIC VARIATIONS:	ATÉ 10 UP TO 10		ATÉ 36 UP TO 36	



6% BRANCO WHITE | 26% GRÈGE GRÈGE
34% INDIAN INDIAN | 34% AZUL BLUE

EMBALAGENS E PESOS \ PACKING AND WEIGHTS EMB001 Rev 91/1122

Formato Size	Caixa Box			Paleta Pallet				
	Pcs. Stk.	m ² / m	kg	Caixa / Paleta Box / Pallet	m ²	Net. kg	Brut. kg	cm
30x60x0,8 cm	7	1,2600 m ²	21,79	40	50,4000	872	897	120x80x75
15x15x0,7 cm	36	0,8100 m ²	11,95	80	64,8000	956	981	120x80x75

AD = Antiderrapante
AD = Slip-Resistant

SPLASH-SLATE



SPLASH | SLATE | MIX MIX | 15x15 cm 6"x6" | 9445

TIMBER DECK | MEL HONEY | 20x120 cm AD 8"x47" AD | 9435

TIMBER DECK | MEL HONEY | Peça Degrau Linear Step Tread | 20x120 cm PDL AD 8"x47" PDL AD | 9435

ASSOUAN STONE

3 CORES
COLOURS

1 FORMATO PAVIMENTO
FLOOR TILE SIZES


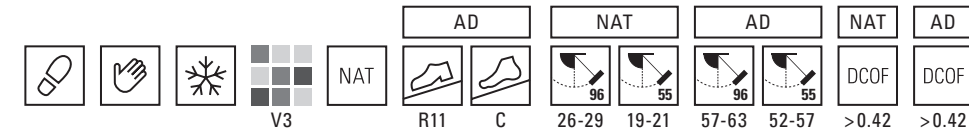
2 ACABAMENTOS
FINISHES

A beleza e riqueza da verdadeira pedra natural.

The beauty and richness of the true natural stone.

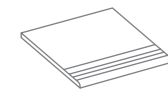
STONE EFFECT

ASSOUAN STONE



M 50x50 cm 20"x20"
8 mm 0.32 in

ESCADA
STEP TREAD



50x50 ESC cm 20"x20" ESC
8 mm 0.32 in

		M 50x50	M 50x50 AD
AREIA SAND	5	8602	8605
BEGE BEIGE	5	8603	8606
CINZA GREY	5	8604	8607
VARIações GRÁFICAS: GRAPHIC VARIATIONS:		ATÉ 10 UP TO	

50x50 ESC
8605
8606
8607



EMBALAGENS E PESOS \ PACKING AND WEIGHTS

EMB001 Rev 91/1122


Formato Size	Caixa Box			Paleta Pallet				
	Pcs. Stk.	m ² / m	kg	Caixa / Paleta Box / Pallet	m ²	Net. kg	Brut. kg	cm
M50x50x0,8 cm	5	1,2500 m ²	21,65	44	55,0000	953	978	120x100x65
Escada Step Tread	4	2,0000 m	17,32					

AD = Antiderrapante
AD = Slip-Resistant

STONE EFFECT

HIGHLANDER

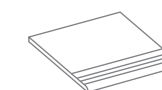
V2 R10 A 38-42 33-36 >0.42



M50x50 cm 20"x20"

8 mm 0.32 in

ESCADA
STEP TREAD




50x50 cm ESC 20"x20" ESC

8 mm 0.32 in

BEGE BEIGE	5	8610
ANTRACITE ANTHRACITE	5	8612

8610
8612



HIGHLANDER

2 CORES
COLOURS

1 FORMATO PAVIMENTO
FLOOR TILES SIZE

Uma fusão de funcionalidade e simplicidade.

A fusion of functionality and simplicity.

EMBALAGENS E PESOS \ PACKING AND WEIGHTS

EMB001 Rev 92/1122

Formato Size	Caixa Box			Paleta Pallet				
	Pcs. Stk.	m ² / m	kg	Caixa / Paleta Box / Pallet	m ²	Net. kg	Brut. kg	cm
M50x50x0,8 cm	5	1,2500 m ²	21,65	44	55,0000	953	978	120x100x65
Escada Step Tread	4	2,0000 m	17,32					

A.Z.

AZULEJO DE PASTA BRANCA BICOZEDURA
DOUBLE FIRED WHITE BODY WALL TILE

FAÏENCE EN PÂTE BLANCHE BI-CUISSON
WEISS-SCHERBIGE ZWEIBRAND STEINGUTFLIESEN

P.V.

PORCELANATO VIDRADO
GLAZED PORCELAIN STONEWARE

GRÈS CÉRAME ÉMAILLÉ
FEINSTEINZEUG GLASIERT



30×90 RTF
12"×35" RTF



M 25×75
10"×30"



M 25×55
10"×22"



M 10×30
4"×12"

cm
in

		Espessura Thickness													
		10 mm 0.39 in	9 mm 0.35 in	8 mm 0.32 in	8 mm 0.32 in	9 mm 0.35 in	9 mm 0.35 in	9 mm 0.35 in	8 mm 0.32 in	8 mm 0.32 in	8 mm 0.32 in	8 mm 0.32 in	8 mm 0.32 in	8 mm 0.32 in	8 mm 0.32 in
CALACATTA ORO	P. 124	A.Z.	A.Z.	A.Z.	A.Z.	P.V.	P.V.		P.V.		P.V.	P.V.	P.V.	P.V.	P.V.
CALACATTA WHITE	P. 132			A.Z.	A.Z.							P.V.	P.V.	P.V.	P.V.
CALACATTA OCEANIC	P. 136	A.Z.		A.Z.	A.Z.	P.V.	P.V.		P.V.		P.V.	P.V.	P.V.	P.V.	P.V.
COVELANO	P. 142			A.Z.	A.Z.	P.V.	P.V.					P.V.	P.V.	P.V.	P.V.
STATUARIO SELECT	P. 148	A.Z.	A.Z.	A.Z.	A.Z.	P.V.	P.V.		P.V.		P.V.	P.V.	P.V.	P.V.	P.V.
STATUARIO VENATO	P. 156			A.Z.	A.Z.							P.V.	P.V.	P.V.	P.V.
TRAVERTINO ITALIANO	P.160					P.V.	P.V.		P.V.	P.V.					
TRAVERTINO CROSS CUT	P. 170			A.Z.								P.V.	P.V.	P.V.	P.V.
ETERNAL BEAUTY	P. 176	A.Z.		A.Z.	A.Z.	P.V.	P.V.		P.V.		P.V.	P.V.	P.V.	P.V.	P.V.
PALISSANDRO	P. 182		A.Z.	A.Z.	A.Z.			P.V.		P.V.					
AGATA	P. 190	A.Z.		A.Z.	A.Z.						P.V.	P.V.	P.V.	P.V.	P.V.
DOLOMITE BIANCO	P. 196	A.Z.	A.Z.	A.Z.	A.Z.				P.V.		P.V.	P.V.	P.V.	P.V.	P.V.
MARFIL	P. 202	A.Z.	A.Z.	A.Z.	A.Z.						P.V.	P.V.	P.V.	P.V.	P.V.
ONYX WHITE CLOUD	P. 208	A.Z.		A.Z.	A.Z.						P.V.	P.V.	P.V.	P.V.	P.V.
ONYX ONICE BIANCO	P. 212	A.Z.	A.Z.	A.Z.	A.Z.				P.V.		P.V.	P.V.	P.V.	P.V.	P.V.
ONYX ÓNIX BRANCO	P. 216	A.Z.		A.Z.	A.Z.						P.V.	P.V.	P.V.	P.V.	P.V.
AMANI	P. 220			A.Z.								P.V.	P.V.	P.V.	P.V.
AMANI GREY	P. 226		A.Z.	A.Z.								P.V.	P.V.	P.V.	P.V.
CARRARA BIANCO	P. 228			A.Z.	A.Z.							P.V.	P.V.	P.V.	P.V.
SILK GEORGETTE	P. 232			A.Z.								P.V.	P.V.	P.V.	P.V.

SÉRIE COLLECTION	NOME de sistema System NAME	NOME MÁRMORE MARBLE NAME	
BERNINI	CALACATTA ORO	CALACATTA ORO	P. 124
BERNINI	MARFIL	MARFIL	P. 202
BERNINI	STATUARIO	STATUARIO SELECT	P. 148
CAVA	BRANCO WHITE	STATUARIO VENATO	P. 156
CAVA	CINZA GREY	CARRARA BIANCO	P. 228
CAVA	COVELANO	COVELANO	P. 142
CAVA	OURO GOLD	CALACATTA WHITE	P. 132
FOSSIL	(todas as cores all colours)	PALISSANDRO	P. 182

SÉRIE COLLECTION	NOME de sistema System NAME	NOME MÁRMORE MARBLE NAME	
GLAM	AMANI GREY	AMANI GREY	P. 226
GLAM	DOLOMITE BIANCO	DOLOMITE BIANCO	P. 196
GLAM	ONICE BIANCO	ONYX ÓNICE BIANCO	P. 212
LUXURY	CALACATTA ORO	CALACATTA ORO	P. 124
LUXURY	MARFIL	MARFIL	P. 202
LUXURY	STATUARIO	STATUARIO SELECT	P. 148
MARBELLOUS	CALACATTA ORO	CALACATTA ORO	P. 124
MARBELLOUS	DOLOMITE BIANCO	DOLOMITE BIANCO	P. 196

SÉRIE COLLECTION	NOME de sistema System NAME	NOME MÁRMORE MARBLE NAME	
MARBELLOUS	MARFIL	MARFIL	P. 202
MARBELLOUS	ONICE BIANCO	ONYX ÓNICE BIANCO	P. 212
MARBELLOUS	STATUARIO	STATUARIO SELECT	P. 148
MARBLE X	CALACATTA ORO	CALACATTA ORO	P. 124
MARBLE X	WHITE BEAUTY	ETERNAL BEAUTY	P. 176
MARBLE X	OCEANIC	CALACATTA OCEANIC	P. 136
MARBLE X	STATUARIO	STATUARIO SELECT	P. 148
MARBLE X	COVELANO	COVELANO	P. 142

SÉRIE COLLECTION	NOME de sistema System NAME	NOME MÁRMORE MARBLE NAME	
PORTO	(todas as cores all colours)	AMANI	P. 220
PURE	AGATA (all colours)	AGATA	P. 190
PURE	ÓNIX BRANCO (all colours)	ONYX ÓNIX BRANCO	P. 126
SILK	(all colours)	SILK GEORGETTE	P. 232
SPLENDOR	WHITE BEAUTY	ETERNAL BEAUTY	P. 176
SPLENDOR	OCEANIC	CALACATTA OCEANIC	P. 136
SPLENDOR	WHITE CLOUD	ONYX WHITE CLOUD	P. 208
TIBUR	(todas as cores all colours)	TRAVERTINO CROSS CUT	P. 170
TIVOLI	(todas as cores all colours)	TRAVERTINO ITALIANO	P. 160

MARBLE EFFECT



60×120 RTF
24"×47" RTF



58×118 RTF P
23"×46" RTF P



20×120 RTF
8"×47" RTF



60×60 RTF
24"×24" RTF



30×60 RTF
12"×24" RTF



60×60
24"×24"



30×60
12"×24"



M 30×30
12"×12"



M 10×30
4"×12"



ACABAMENTO DA SUPERFÍCIE SURFACE FINISHING



Pavimento
Floor Tiles



Revestimento
Wall Tiles



Retificados
Rectified



Não Retificados
Non Rectified



Ingelivo
Frost Resistant



Brilhante
Glossy



NAT
Natural



AD
Antiderrapante
Slip-Resistant



Polido
Polished

Mais informação técnica: página 480
More technical information: page 480



CALACATTA ORO

4 FORMATOS REVESTIMENTO
WALL TILES SIZES

5 ESTRUTURAS
STRUCTURES

7 FORMATOS PAVIMENTO
FLOOR TILES SIZES

3 ACABAMENTOS
FINISHINGS

4 MOSAICOS
MOSAICS

Inspiração e luxo intemporal!

Timeless inspiration and luxury!

MARBLE EFFECT

COLEÇÕES COLLECTIONS
LUXURY · MARBELLOUS




30x90 cm RTF 12"x35" RTF

± 10 mm 0.39 in

16052 **MARBELLOUS**

23 VARIAÇÕES GRÁFICAS
23 GRAPHIC VARIATIONS



30x90 cm RTF 12"x35" RTF

± 10 mm 0.39 in

16052/450 **MARBELLOUS**

MISTRAL



30x90 cm RTF 12"x35" RTF

± 10 mm 0.39 in

16052/550 **MARBELLOUS**

WIND



30x90 cm RTF 12"x35" RTF

± 10 mm 0.39 in

16052/650 **MARBELLOUS**

LEAF



M25x75 cm 10"x30"

± 9 mm 0.35 in

6091 **LUXURY**

21 VARIAÇÕES GRÁFICAS
21 GRAPHIC VARIATIONS




M25x75 cm 10"x30"

± 9 mm 0.35 in

6091/300 **LUXURY**

RAZOR



M25x75 cm 10"x30"

± 9 mm 0.35 in

6091/400 **LUXURY**

WAVE



M25x55 cm 10"x22"

± 8 mm 0.32 in

6091 **LUXURY**

26 VARIAÇÕES GRÁFICAS
26 GRAPHIC VARIATIONS



M25x55 cm 10"x22"

± 8 mm 0.32 in

6091/400 **LUXURY**

WAVE



RODAPÉ
BULLNOSE

7,5x25 cm 3"x10"

± 8 mm 0.32 in

6091/050 **LUXURY**

RTF = Retificado
RTF = Rectified



QUARTER ROUND
QUARTER ROUND

3x25 cm 1.18"x10"

± 8 mm 0.32 in

6091/090 **LUXURY**



M10x30 cm 4"x12"

± 8 mm 0.32 in

16052 **MARBELLOUS**

ATÉ 40 VARIAÇÕES GRÁFICAS
UP TO 40 GRAPHIC VARIATIONS

ÂNGULO QUARTER ROUND
QUARTER ROUND ANGLE

3x3 cm 1.18"x1.18"

± 8 mm 0.32 in

6091/090 **LUXURY**


CALACATTA ORO



CALACATTA ORO | M25x55 cm 10"x22" | 6091


MARBLE EFFECT

COLEÇÕES COLLECTIONS
BERNINI · LUXURY · MARBELLOUS · MARBLE X




58x118 cm RTF P 23"x46" RTF P
9 mm 0.35 in

8875 **MARBLE X**



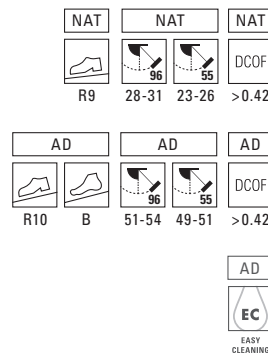
60x120 cm RTF 24"x47" RTF
9 mm 0.35 in

8865 **MARBLE X**



60x120 cm RTF AD 24"x47" RTF AD
9 mm 0.35 in

8865 **MARBLE X**



MOSAICO 36
MOSAIC 36



33x33 cm 13"x13"
8 mm 0.32 in

LUXURY
8880/640

MOSAICO HEX
MOSAIC HEX



37x33 cm 15"x13"
8 mm 0.32 in

BERNINI
8880/820

MOSAICO HEX REGULAR
MOSAIC HEX REGULAR



33x30 cm 13"x12"
8 mm 0.32 in


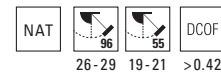
BERNINI
8880/720

MOSAICO BLOCO 12
MOSAIC BLOCK 12




27x30 cm 11"x12"
8 mm 0.32 in

MARBELLOUS
9262/412



60x60 cm RTF 24"x24" RTF
8 mm 0.32 in

9262 **MARBELLOUS**



60x60 cm 24"x24"
8 mm 0.32 in

9262 **MARBELLOUS**



30x60 cm 12"x24"
8 mm 0.32 in

8880 **BERNINI**



M30x30 cm 12"x12"
8 mm 0.32 in

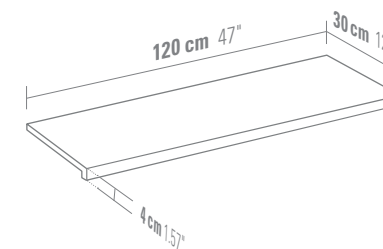
9262 **MARBELLOUS**



M10x30 cm 4"x12"
8 mm 0.32 in


8880 **BERNINI**

PEÇA DEGRAU LINEAR
STEP TREAD



30x120 cm RTF PDL
12"x47" RTF PDL
9 mm 0.35 in

MARBLE X
8865



30x120 cm RTF PDL AD
12"x47" RTF PDL AD
9 mm 0.35 in

MARBLE X
8865

30x118 cm RTF PDL P
12"x46" RTF PDL P
9 mm 0.35 in

MARBLE X
8875

RODAPÉ
BULLNOSE



8x120 cm RTF ROD
3.15"x47" RTF ROD
9 mm 0.35 in

MARBLE X
8865

8x118 cm RTF ROD P
3.15"x46" RTF ROD P
9 mm 0.35 in

MARBLE X
8875

8x60 cm ROD
3.15"x24" ROD
8 mm 0.32 in

MARBELLOUS
9262

RTF = Retificado
RTF = Rectified

AD = Antiderrapante
AD = Slip-Resistant

P = Polido
P = Polished

Nota: Podem existir diferenças de tonalidade entre o acabamento natural e o polido.
Note: Shade variation may exist between natural and polished finish.

CALACATTA ORO




MARBLE
EFFECT


CALACATTA ORO | M25x55 cm 10"×22" | 6091
CALACATTA ORO | Wave | M25x55 cm 10"×22" | 6091

CALACATTA ORO

EMBALAGENS E PESOS PACKING AND WEIGHTS

EMB001 Rev 91/1122

Formato Size	Caixa Box 			Paleta Pallet 				
	Pcs. Stk.	m ² / m	kg	Caixa / Paleta Box / Pallet	m ²	Net. kg	Brut. kg	cm 
REVESTIMENTO WALL TILES								
30×90×1 cm RTF 298×898 mm	4	1,0800 m ²	19,25	48	51,8400	924	949	120×100×85
M 25×75×0,9 cm	7	1,3125 m ²	21,00	42	55,125	882	907	120×80×90
M25×55×0,8 cm	10	1,3750 m ²	18,29	48	66,0000	878	903	120×80×90
M 10×30×0,8 cm	30	0,9000 m ²	11,52	88	79,2000	1.014	1.039	120×80×93
Mistral · Wind · Leaf								
30×90×1 cm RTF 298×898 mm	4	1,0800 m ²	19,25					
Razor · Wave								
M 25×75×0,9 cm	7	1,3125 m ²	21,00					
Wave								
M25×55×0,8 cm	10	1,3750 m ²	18,90					
Rodapé Bullnose								
7,5×25×0,8 cm	44	11,0000 m	11,04					
Quarter Round Quarter Round								
3×25×0,8 cm	12	3,0000 m	1,23					
Ângulo Quarter Round Q. R. Angle								
3×3×0,8 cm	4	-	0,07					
PAVIMENTO FLOOR TILES								
Natural Natural								
60×120×0,9 cm RTF 598×1198 mm	2	1,4400 m ²	27,67	33	47,5200	913	938	120×80×75
Polido Polished								
58×118×0,9 cm RTF P 580×1180 mm	2	1,3688 m ²	26,30	33	45,1704	868	893	120×80×73
60×60×0,8 cm RTF 598×598 mm	4	1,4400 m ²	25,92	32	46,0800	829	854	120×80×74
Natural Natural								
60×60×0,8 cm	4	1,4400 m ²	24,94	32	46,0800	798	823	120×80×74
30×60×0,8 cm	7	1,2600 m ²	21,79	40	50,4000	872	897	120×80×75
M30×30×0,8 cm	14	1,2600 m ²	22,80	46	57,96	1.049	1.074	120×80×73
M 10×30×0,8 cm	42	1,2600 m ²	20,93	48	60,4800	1.005	1.030	120×80×73
Mosaico 36 Mosaic 36								
33×33×0,8 cm	9	0,9801 m ²	16,60					
Mosaico HEX Mosaic HEX								
37×33×0,8 cm	11	1,3870 m ²	13,20					
Mosaico HEX Reg. Mosaic HEX Reg.								
33×30×0,8 cm	9	0,8140 m ²	12,50					
Mosaico Bloco 12 Mosaic Block 12								
27×30×0,8 cm	9	0,7290 m ²	11,20					
Peça Degrau Linear Step Tread								
30×120×0,9 cm RTF PDL 298×1198mm	2	0,8160 m ²	13,45					
30×118×0,9 cm RTF PDL P 298×1180mm	2	0,8030 m ²	13,24					
Rodapé Bullnose								
8×120×0,9 cm RTF ROD 80×1198mm	10	12,0000 m	18,02					
8×118×0,9 cm RTF ROD P 298×1180mm	10	11,8000 m	17,80					
8×60×0,8 cm ROD	22	13,2000 m	19,61					



CALACATTA WHITE

2 FORMATOS REVESTIMENTO
WALL TILES SIZES

2 ESTRUTURAS
STRUCTURES

3 FORMATOS PAVIMENTO
FLOOR TILES SIZES

3 MOSAICOS
MOSAICS

**Um mármore repleto de riqueza gráfica,
detalhes e belos tons dourados.**

A marble full of graphic richness,
details and appealing golden tones.

CALACATTA WHITE | M25x55cm 10"x22" | 6147
 CALACATTA WHITE | Mosaico Hex Regular Mosaic Hex Regular | 33x30cm 13"x12" | 9171/720
 CALACATTA WHITE | M30x30cm 12"x12" | 9171

MARBLE EFFECT

COLEÇÕES COLLECTIONS
CAVA OURO GOLD



M25x55 cm 10"x22"

8 mm 0.32 in

6147

CAVA

32 VARIAÇÕES GRÁFICAS
32 GRAPHIC VARIATIONS



M25x55 cm 10"x22"

8 mm 0.32 in

6147/500

ONDA

CAVA



M25x55 cm 10"x22"

8 mm 0.32 in

6147/400

WAVE

CAVA

RODAPÉ
BULLNOSE



7,5x25 cm 3"x10"

8 mm 0.32 in

6147/050

CAVA



M10x30 cm 4"x12"

8 mm 0.32 in

6147

CAVA

105 VARIAÇÕES GRÁFICAS
105 GRAPHIC VARIATIONS



CALACATTA WHITE | M10x30 cm 4"x12" | 6147



CALACATTA WHITE



30x60 cm 12"x24"

8 mm 0.32 in

9171

CAVA

22 VARIAÇÕES GRÁFICAS
22 GRAPHIC VARIATIONS



M30x30 cm 12"x12"

8 mm 0.32 in

9171

CAVA

41 VARIAÇÕES GRÁFICAS
41 GRAPHIC VARIATIONS



M10x30 cm 4"x12"

8 mm 0.32 in

9171

CAVA

105 VARIAÇÕES GRÁFICAS
105 GRAPHIC VARIATIONS

MOSAICO 36
MOSAIC 36



33x33 cm 13"x13"

8 mm 0.32 in

9171/640

MOSAICO HEX REGULAR
MOSAIC HEX REGULAR



33x30 cm 13"x12"

8 mm 0.32 in

9171/720

MOSAICO IRREGULAR
MOSAIC IRREGULAR



30x30 cm 12"x12"

8 mm 0.32 in

9171/920

RODAPÉ
BULLNOSE



M10x30 cm 4"x12"

8 mm 0.32 in

9171/050

CAVA

EMBALAGENS E PESOS \ PACKING AND WEIGHTS

EMB001 Rev 91/1122

Formato Size	Caixa Box			Paleta Pallet				
	Pcs. Stk.	m ² / m	kg	Caixa / Paleta Box / Pallet	m ²	Net. kg	Brut. kg	cm
REVESTIMENTO WALL TILES								
M25x55x0,8cm	10	1,3750 m ²	18,29	48	66,0000	878	903	120x80x90
M10x30x0,8cm	30	0,9000 m ²	11,52	88	79,2000	1.014	1.039	120x80x93
Onda - Wave M25x55x0,8 cm	10	1,3750 m ²	18,90					
Rodapé Bullnose 7,5x25x0,8cm	44	11,0000 m	11,04					
PAVIMENTO FLOOR TILES								
Natural Natural								
30x60x0,8 cm	7	1,2600 m ²	21,79	40	50,4000	872	897	120x80x75
M30x30x0,8 cm	14	1,2600 m ²	22,80	46	57,96	1.049	1.074	120x80x73
M10x30x0,8 cm	42	1,2600 m ²	20,93	48	60,4800	1.005	1.030	120x80x73
Mosaico 36 Mosaic 36	9	0,9801 m ²	16,60					
Mosaico HEX Reg. Mosaic HEX Reg.	9	0,8140 m ²	12,50					
Mosaico Irregular Mosaic Irregular	10	0,9000 m ²	16,00					
Rodapé Bullnose	42	12,6000 m	23,00					



CALACATTA OCEANIC

3 FORMATOS REVESTIMENTO
WALL TILES SIZES

3 ESTRUTURAS
STRUCTURES

6 FORMATOS PAVIMENTO
FLOOR TILES SIZES

3 ACABAMENTOS
FINISHINGS

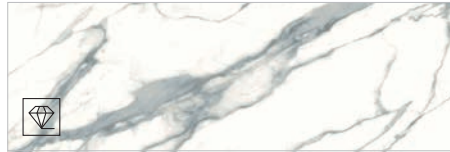
2 MOSAICOS
MOSAICS

**Um exótico mármore
intensamente sulcado
por esplêndidos veios azulados.**

An exotic marble
intensely furrowed by splendid blue veins.

MARBLE
EFFECT

COLEÇÕES COLLECTIONS
SPLENDOR OCEANIC




30×90 cm RTF 12"×35" RTF

10 mm 0.39 in

16082 **SPLENDOR**


20 VARIACOES GRÁFICAS
20 GRAPHIC VARIATIONS



30×90 cm RTF 12"×35" RTF

10 mm 0.39 in

16082/450 **SPLENDOR**



30×90 cm RTF 12"×35" RTF

10 mm 0.39 in

16082/650 **SPLENDOR**



M25×55 cm 10"×22"

8 mm 0.32 in

16082 **SPLENDOR**

20 VARIACOES GRÁFICAS
20 GRAPHIC VARIATIONS



M25×55 cm 10"×22"

8 mm 0.32 in

16082/500 **SPLENDOR**



M 10×30 cm 4"×12"

8 mm 0.32 in

16082 **SPLENDOR**

60 VARIACOES GRÁFICAS
60 GRAPHIC VARIATIONS

RODAPÉ
BULLNOSE



7,5×25 cm 3"×10"

8 mm 0.32 in

16082/050 **SPLENDOR**

EMBALAGENS E PESOS PACKING AND WEIGHTS

EMB001 Rev 91/1122

Formato Size	Caixa Box			Paleta Pallet				
	Pcs. Stk.	m ² / m	kg	Caixa / Paleta Box / Pallet	m ²	Net. kg	Brut. kg	cm
REVESTIMENTO WALL TILES								
30×90×1 cm RTF 298×898 mm	4	1,0800 m ²	19,25	48	51,8400	924	949	120×100×85
M25×55×0,8 cm	10	1,3750 m ²	18,29	48	66,0000	878	903	120×80×90
M10×30×0,8 cm	30	0,9000 m ²	11,52	88	79,2000	1.014	1.039	120×80×93
Mistral · Wind · Leaf								
30×90×1 cm RTF 298×898 mm	4	1,0800 m ²	19,25					
Onda								
M25×55×0,8 cm	10	1,3750 m ²	18,90					
Rodapé Bullnose								
7,5×25×0,8 cm	44	11,0000 m	11,04					

RTF = Retificado
RTF = Rectified

CALACATTA OCEANIC



CALACATTA OCEANIC | M 10×30 cm 4"×22" | 16082

MARBLE EFFECT


COLEÇÕES COLLECTIONS
MARBLE X · SPLENDOR OCEANIC



58x118 cm RTF P 23"x46" RTF P

9 mm 0.35 in

8876 MARBLE X



60x120 cm RTF 24"x47" RTF

9 mm 0.35 in

8866 MARBLE X

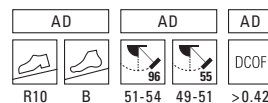
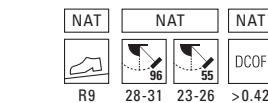
12 VARIAÇÕES GRÁFICAS
12 GRAPHIC VARIATIONS



60x120 cm RTF AD 24"x47" RTF AD

9 mm 0.35 in


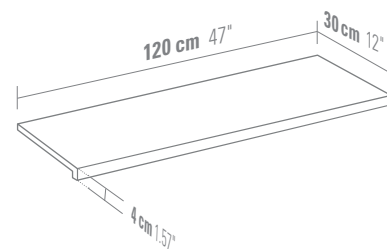
8866 MARBLE X



AD



PEÇA DEGRAU LINEAR
STEP TREAD



30x120 cm RTF PDL
12"x47" RTF PDL


9 mm 0.35 in

8866 MARBLE X

30x120 cm RTF PDL AD
12"x47" RTF PDL AD

9 mm 0.35 in

8866 MARBLE X



30x118 cm RTF PDL P
12"x46" RTF PDL P

9 mm 0.35 in

8876 MARBLE X

RODAPÉ
BULLNOSE



8x120 cm RTF ROD
3.15"x47" RTF ROD

9 mm 0.35 in

8866 MARBLE X

8x118 cm RTF ROD P
3.15"x46" RTF ROD P

9 mm 0.35 in

8876 MARBLE X

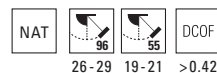


M10x30 cm
4"x12"

8 mm 0.32 in

9422/050 SPLENDOR

CALACATTA OCEANIC

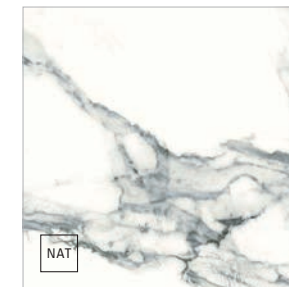


60x60 cm RTF 24"x24" RTF

8 mm 0.32 in

9422 SPLENDOR

15 VARIAÇÕES GRÁFICAS
15 GRAPHIC VARIATIONS



60x60 cm 24"x24"

8 mm 0.32 in

9422 SPLENDOR

15 VARIAÇÕES GRÁFICAS
15 GRAPHIC VARIATIONS



30x60 cm 12"x24"

8 mm 0.32 in

9422 SPLENDOR

22 VARIAÇÕES GRÁFICAS
22 GRAPHIC VARIATIONS



M30x30 cm 12"x12"

8 mm 0.32 in

9422 SPLENDOR

50 VARIAÇÕES GRÁFICAS
50 GRAPHIC VARIATIONS

MOSAICO 36
MOSAIC 36




33x33 cm 13"x13"

8 mm 0.32 in

9422/640 SPLENDOR

MOSAICO HEX REGULAR
MOSAIC HEX REGULAR



33x30 cm 13"x12"

8 mm 0.32 in

9422/720 SPLENDOR

EMBALAGENS E PESOS PACKING AND WEIGHTS EMB001 Rev 91/1122

Formato Size	Caixa Box			Paleta Pallet					
	Pcs. Stk.	m ² / m	kg	Caixa / Paleta Box / Pallet	m ²	Net. kg	Brut. kg	cm	
PAVIMENTO FLOOR TILES									
Natural Natural	60x120x0,9 cm RTF 598x1198 mm	2	1,4400 m ²	27,67	33	47,5200	913	938	120x80x75
Polido Polished	58x118x0,9 cm RTF P 580x1180 mm	2	1,3688 m ²	26,30	33	45,1704	868	893	120x80x73
Natural Natural	60x60x0,8 cm RTF P 598x598 mm	4	1,4400 m ²	25,92	32	46,0800	829	854	120x80x74
	60x60x0,8 cm	4	1,4400 m ²	24,94	32	46,0800	798	823	120x80x74
	30x60x0,8 cm	7	1,2600 m ²	21,79	40	50,4000	872	897	120x80x75
	M30x30x0,8 cm	14	1,2600 m ²	22,80	46	57,96	1.049	1.074	120x80x73
Mosaico 36 Mosaic 36	33x33x0,8 cm	9	0,9801 m ²	16,60					
Mosaico HEX Reg. Mosaic HEX Reg.	33x30x0,8 cm	9	0,8140 m ²	12,50					
Peça Degrau Linear Step Tread	30x120x0,9 cm RTF PDL 298x1198mm	2	0,8160 m ²	13,45					
	30x118x0,9 cm RTF PDL P 298x1180mm	2	0,8030 m ²	13,24					
Rodapé Bullnose	8x120x0,9 cm RTF ROD 80x1198mm	10	12,0000 m	18,02					
	8x118x0,9 cm RTF ROD P 298x1180mm	10	11,8000 m	17,80					
	M10x30x0,8 cm	42	12,6000 m	19,61					

Nota: Podem existir diferenças de tonalidade entre o acabamento natural e o polido.
Note: Shade variation may exist between natural and polished finish.



COVELANO

2 FORMATOS REVESTIMENTO
WALL TILES SIZES

2 ESTRUTURAS
STRUCTURES

5 FORMATOS PAVIMENTO
FLOOR TILES SIZES

3 ACABAMENTOS
FINISHINGS

3 MOSAICOS
MOSAICS

**A sofisticação do mármore
numa superfície cerâmica.**

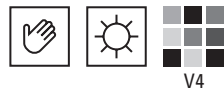
Marble perfection
through the ceramic surface.

COVELANO | 58x118cm RTFP 23"x46" RTFP | 8878

TIFFANY | PRETO BLACK | DIAMOND | M10x30cm 4"x22" | 2209/350

MARBLE EFFECT

COLEÇÕES COLLECTIONS
CAVA




M25x55 cm 10"x22"

8 mm 0.32 in

6140 CAVA

35 VARIAÇÕES GRÁFICAS
35 GRAPHIC VARIATIONS



M25x55 cm 10"x22"

8 mm 0.32 in

ONDA

6140/500 CAVA



M25x55 cm 10"x22"

8 mm 0.32 in

WAVE

6140/400 CAVA

RODAPÉ
BULLNOSE



7,5x25 cm 3"x10"

8 mm 0.32 in

6140/050 CAVA



M10x30 cm 4"x22"

8 mm 0.32 in

6140 CAVA

162 VARIAÇÕES GRÁFICAS
162 GRAPHIC VARIATIONS

EMBALAGENS E PESOS PACKING AND WEIGHTS

EMB001 Rev 91/1122


Formato Size	Caixa Box			Paleta Pallet				
	Pcs. Stk.	m ² / m	kg	Caixa / Paleta Box / Pallet	m ²	Net. kg	Brut. kg	cm
REVESTIMENTO WALL TILES								
M25x55x0,8cm	10	1,3750 m ²	18,29	48	66,0000	878	903	120x80x90
M10x30x0,8cm	30	0,9000 m ²	11,52	88	79,2000	1.014	1.039	120x80x93
Onda - Wave								
M25x55x0,8cm	10	1,3750 m ²	18,90					
Rodapé Bullnose								
7,5x25x0,8cm	44	11,0000 m	11,04					

COVELANO



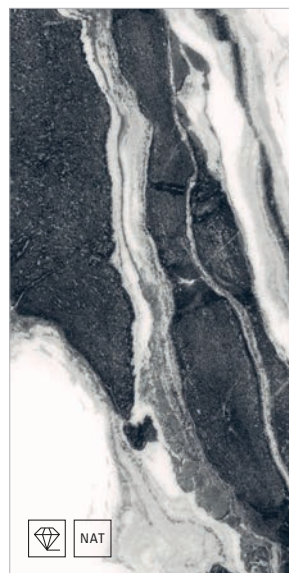
MARBLE
EFFECT

COLEÇÕES COLLECTIONS
CAVA · MARBLE X



58×118 cm RTF P 23"×46" RTF P
9 mm 0.35 in


8878 MARBLE X



60×120 cm RTF 24"×47" RTF
9 mm 0.35 in

8868 MARBLE X

12 VARIAÇÕES GRÁFICAS
12 GRAPHIC VARIATIONS



60×120 cm RTF AD 24"×47" RTF AD
9 mm 0.35 in



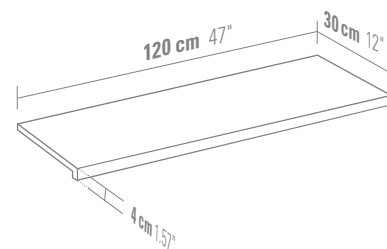
8868 MARBLE X

NAT NAT NAT
R9 28-31 23-26 >0.42

AD AD AD
R10 B 51-54 49-51 >0.42

AD
EC
EASY CLEANING

PEÇA DEGRAU LINEAR
STEP TREAD



30×120 cm RTF PDL
12"×47" RTF PDL
9 mm 0.35 in

8868 MARBLE X

30×120 cm RTF PDL AD
12"×47" RTF PDL AD
9 mm 0.35 in

8868 MARBLE X

30×118 cm RTF PDL P
12"×46" RTF PDL P
9 mm 0.35 in

8878 MARBLE X

RODAPÉ
BULLNOSE



8×120 cm RTF ROD
3.15"×47" RTF ROD
9 mm 0.35 in

8868 MARBLE X

8×118 cm RTF ROD P
3.15"×46" RTF ROD P
9 mm 0.35 in

8878 MARBLE X



M 10×30 cm
4"×12"
8 mm 0.32 in

9161/050 CAVA

RTF = Retificado
RTF = Rectified

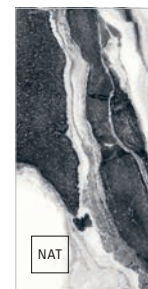
AD = Antiderrapante
AD = Slip-Resistant

P = Polido
P = Polished

Nota: Podem existir diferenças de tonalidade entre o acabamento natural e o polido.
Note: Shade variation may exist between natural and polished finish.

COVELANO

NAT 26-29 19-21 >0.42



30×60 cm 12"×24"
8 mm 0.32 in

9161 CAVA

34 VARIAÇÕES GRÁFICAS
34 GRAPHIC VARIATIONS



M 30×30 cm 12"×12"
8 mm 0.32 in

9161 CAVA

68 VARIAÇÕES GRÁFICAS
68 GRAPHIC VARIATIONS




M 10×30 cm 4"×12"
8 mm 0.32 in

9161 CAVA

162 VARIAÇÕES GRÁFICAS
162 GRAPHIC VARIATIONS


MOSAICO 36
MOSAIC 36



33×33 cm 13"×13"
8 mm 0.32 in

9161/640


MOSAICO HEX REGULAR
MOSAIC HEX REGULAR



33×30 cm 13"×12"
8 mm 0.32 in

9161/720

MOSAICO IRREGULAR
MOSAIC IRREGULAR



30×30 cm 12"×12"
8 mm 0.32 in

9161/920

EMBALAGENS E PESOS PACKING AND WEIGHTS

EMB001 Rev 91/1122

Formato Size	Caixa Box			Paleta Pallet					
	Pcs. Stk.	m ² / m	kg	Caixa / Paleta Box / Pallet	m ²	Net. kg	Brut. kg	cm	
PAVIMENTO FLOOR TILES									
Natural Natural	60×120×0,9cm RTF 598×1198 mm	2	1,4400 m ²	27,67	33	47,5200	913	938	120×80×75
Polido Polished	58×118×0,9 cm RTF P 580×1180 mm	2	1,3688 m ²	26,30	33	45,1704	868	893	120×80×73
Natural Natural	30×60×0,8 cm	7	1,2600 m ²	21,79	40	50,4000	872	897	120×80×75
	M 30×30×0,8 cm	14	1,2600 m ²	22,80	46	57,96	1.049	1.074	120×80×73
Mosaico 36 Mosaic 36	M 10×30×0,8 cm	42	1,2600 m ²	20,93	48	60,4800	1.005	1.030	120×80×73
	33×33×0,8cm	9	0,9801 m ²	16,60					
Mosaico HEX Reg. Mosaic HEX Reg.	33×30×0,8 cm	9	0,8140 m ²	12,50					
Mosaico Irregular Mosaic Irregular	30×30×0,8cm	10	0,9000 m ²	16,00					
Peça Degrau Linear Step Tread	30×120×0,9 cm RTF PDL 298×1198mm	2	0,8160 m ²	13,45					
	30×118×0,9 cm RTF PDL P 298×1180mm	2	0,8030 m ²	13,24					
Rodapé Bullnose	8×120×0,9 cm RTF ROD 80×1198mm	10	12,0000 m	18,02					
	8×118×0,9 cm RTF ROD P 298×1180mm	10	11,8000 m	17,80					
M 10×30×0,8 cm	42	12,6000 m	19,61						



STATUARIO SELECT

4 FORMATOS REVESTIMENTO
WALL TILES SIZES

5 ESTRUTURAS
STRUCTURES

7 FORMATOS PAVIMENTO
FLOOR TILES SIZES

3 ACABAMENTOS
FINISHINGS

4 MOSAICOS
MOSAICS

**Clássico, elegante,
único e atemporal.**

Classic, elegant, unique
and timeless!

STATUARIO SELECT | 58x118 cm RTF P 23"x46" RTF P | 8874
INFINITY | VERDE GREEN | 7,5x25 cm 3"x10" | 9185
60x120 cm RTF 24"x47" RTF | 8864

MARBLE
EFFECT

COLEÇÕES COLLECTIONS
LUXURY · MARBELLOUS STATUARIO



30x90 cm RTF 12"x35" RTF

± 10 mm 0.39 in

16050 **MARBELLOUS**

23 VARIAÇÕES GRÁFICAS
23 GRAPHIC VARIATIONS



30x90 cm RTF 12"x35" RTF

± 10 mm 0.39 in

16050/450 **MARBELLOUS**

MISTRAL



30x90 cm RTF 12"x35" RTF

± 10 mm 0.39 in

16050/550 **MARBELLOUS**

WIND



30x90 cm RTF 12"x35" RTF

± 10 mm 0.39 in

16050/650 **MARBELLOUS**

LEAF




M25x75 cm 10"x30"

± 9 mm 0.35 in

6092 **LUXURY**

21 VARIAÇÕES GRÁFICAS
21 GRAPHIC VARIATIONS



M25x75 cm 10"x30"

± 9 mm 0.35 in

6092/300 **LUXURY**

RAZOR



M25x75 cm 10"x30"

± 9 mm 0.35 in

6092/400 **LUXURY**

WAVE



M25x55 cm 10"x22"

± 8 mm 0.32 in

6092 **LUXURY**

26 VARIAÇÕES GRÁFICAS
26 GRAPHIC VARIATIONS



M25x55 cm 10"x22"

± 8 mm 0.32 in

6092/400 **LUXURY**

WAVE



M10x30 cm 4"x22"

± 8 mm 0.32 in

16050 **MARBELLOUS**

ATÉ 40 VARIAÇÕES GRÁFICAS
UP TO 40 GRAPHIC VARIATIONS

RODAPÉ BULLNOSE



7,5x25 cm 3"x10"

± 8 mm 0.32 in

6092/050 **LUXURY**

RTF = Retificado
RTF = Rectified

QUARTER ROUND QUARTER ROUND



3x25 cm 1.18"x10"

± 8 mm 0.32 in

6092/080 **LUXURY**

ÂNGULO QUARTER ROUND
QUARTER ROUND ROUND ANGLE



3x3 cm 1.18"x1.18"

± 8 mm 0.32 in

6092/090 **LUXURY**


STATUARIO SELECT



STATUARIO SELECT
Wind | 30x90 cm RTF 12"x35" RTF | 16050/550


MARBLE EFFECT

COLEÇÕES COLLECTIONS
BERNINI · LUXURY · MARBELLOUS · MARBLE X



58x118 cm RTF P 23"x46" RTF P
9 mm 0.35 in


8874 **MARBLE X**



60x120 cm RTF 24"x47" RTF
9 mm 0.35 in

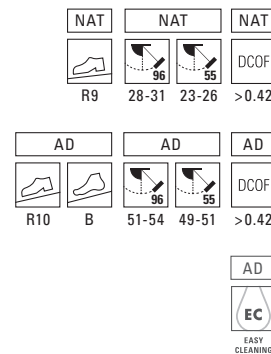
8864 **MARBLE X**

12 VARIAÇÕES GRÁFICAS
12 GRAPHIC VARIATIONS



60x120 cm RTF AD 24"x47" RTF AD
9 mm 0.35 in

8864 **MARBLE X**



MOSAICO 36
MOSAIC 36



33x33 cm 13"x13"
8 mm 0.32 in

LUXURY
8881/640

MOSAICO HEX
MOSAIC HEX



37x33 cm 15"x13"
8 mm 0.32 in

BERNINI
8881/820

MOSAICO HEX REGULAR
MOSAIC HEX REGULAR



33x30 cm 13"x12"
8 mm 0.32 in

BERNINI
8881/720

MOSAICO BLOCO 12
MOSAIC BLOCK 12



27x30 cm 11"x12"
8 mm 0.32 in

MARBELLOUS
9260/412

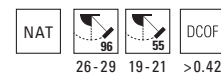
RTF = Retificado
RTF = Rectified

AD = Antiderrapante
AD = Slip-Resistant

P = Polido
P = Polished

Nota: Podem existir diferenças de tonalidade entre o acabamento natural e o polido.
Note: Shade variation may exist between natural and polished finish.


STATUARIO SELECT



60x60 cm RTF 24"x24" RTF
8 mm 0.32 in

9260 **MARBELLOUS**

15 VARIAÇÕES GRÁFICAS
15 GRAPHIC VARIATIONS



60x60 cm 24"x24"
8 mm 0.32 in

9260 **MARBELLOUS**



30x60 cm 12"x24"
8 mm 0.32 in

8881 **BERNINI**

22 VARIAÇÕES GRÁFICAS
22 GRAPHIC VARIATIONS



M30x30 cm 12"x12"
8 mm 0.32 in

9260 **MARBELLOUS**

33 VARIAÇÕES GRÁFICAS
33 GRAPHIC VARIATIONS

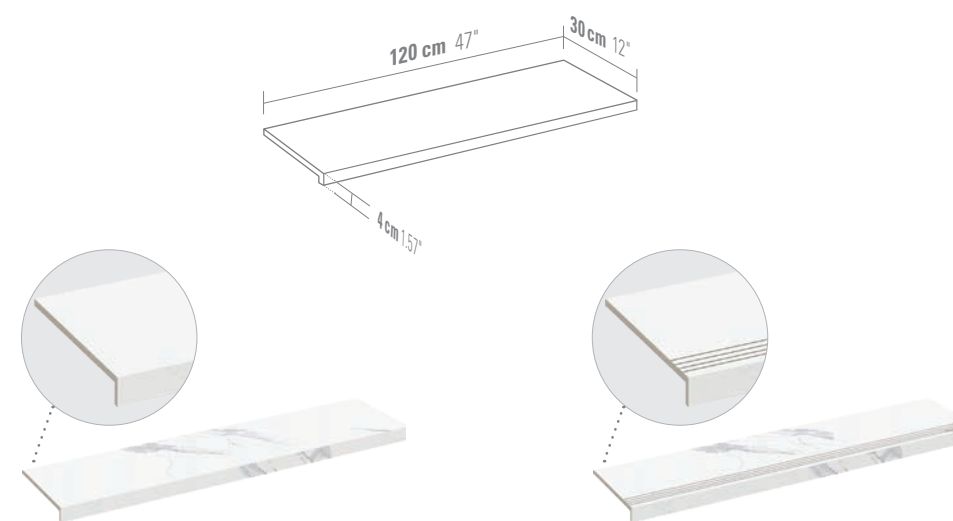


M10x30 cm 4"x12"
8 mm 0.32 in

8881 **BERNINI**

35 VARIAÇÕES GRÁFICAS
35 GRAPHIC VARIATIONS

PEÇA DEGRAU LINEAR
STEP TREAD



30x120 cm RTF PDL
12"x47" RTF PDL
9 mm 0.35 in

MARBLE X
8864

30x120 cm RTF PDL AD
12"x47" RTF PDL AD
9 mm 0.35 in

MARBLE X
8864

30x118 cm RTF PDL P
12"x46" RTF PDL P
9 mm 0.35 in

MARBLE X
8874

RODAPÉ
BULLNOSE



8x120 cm RTF ROD
3.15"x47" RTF ROD
9 mm 0.35 in

MARBLE X
8864

8x118 cm RTF ROD P
3.15"x46" RTF ROD P
9 mm 0.35 in

MARBLE X
8874




8x60 cm ROD
3.15"x24" ROD
8 mm 0.32 in

MARBELLOUS
9260

MARBLE
EFFECT

STATUARIO SELECT | Mosaico Hex. Regular Mosaic He. Regular | 33x30cm 13"x32" | 8881/720

EMBALAGENS E PESOS PACKING AND WEIGHTS EMB001 Rev 91/1122

Formato Size	Caixa Box 			Paleta Pallet 					
	Pcs. Stk.	m ² / m	kg	Caixa / Paleta Box / Pallet	m ²	Net. kg	Brut. kg	 cm	
REVESTIMENTO WALL TILES									
30x90x1 cm RTF 298x898 mm	4	1,0800 m ²	19,25	48	51,8400	924	949	120x100x85	
M 25x75x0,9 cm	7	1,3125 m ²	21,00	42	55,125	882	907	120x80x90	
M25x55x0,8 cm	10	1,3750 m ²	18,29	48	66,0000	878	903	120x80x90	
M10x30x0,8 cm	30	0,9000 m ²	11,52	88	79,2000	1.014	1.039	120x80x93	
Mistral · Wind · Leaf	30x90x1 cm RTF 298x898 mm	4	1,0800 m ²	19,25					
Razor · Wave	M 25x75x0,9 cm	7	1,3125 m ²	21,00					
Wave	M25x55x0,8 cm	10	1,3750 m ²	18,90					
Rodapé Bullnose	7,5x25x0,8 cm	44	11,0000 m	11,04					
Quarter Round Quarter Round	3x25x0,8 cm	12	3,0000 m	1,23					
Ângulo Quarter Round Q. R. Angle	3x3x0,8 cm	4	-	0,07					
PAVIMENTO FLOOR TILES									
Natural Natural	60x120x0,9 cm RTF 598x1198 mm	2	1,4400 m ²	27,67	33	47,5200	913	938	120x80x75
Polido Polished	58x118x0,9 cm RTF P 580x1180 mm	2	1,3688 m ²	26,30	33	45,1704	868	893	120x80x73
	60x60x0,8 cm RTF 598x598 mm	4	1,4400 m ²	25,92	32	46,0800	829	854	120x80x74
	60x60x0,8 cm	4	1,4400 m ²	24,94	32	46,0800	798	823	120x80x74
Natural Natural	30x60x0,8 cm	7	1,2600 m ²	21,79	40	50,4000	872	897	120x80x75
	M30x30x0,8 cm	14	1,2600 m ²	22,80	46	57,96	1.049	1.074	120x80x73
	M10x30x0,8 cm	42	1,2600 m ²	20,93	48	60,4800	1.005	1.030	120x80x73
Mosaico 36 Mosaic 36	33x33x0,8 cm	9	0,9801 m ²	16,60					
Mosaico HEX Mosaic HEX	37x33x0,8 cm	11	1,3870 m ²	13,20					
Mosaico HEX Reg. Mosaic HEX Reg.	33x30x0,8 cm	9	0,8140 m ²	12,50					
Mosaico Bloco 12 Mosaic Block 12	27x30x0,8 cm	9	0,7290 m ²	11,20					
Peça Degrau Linear Step Tread	30x120x0,9 cm RTF PDL 298x1198mm	2	0,8160 m ²	13,45					
	30x118x0,9 cm RTF PDL P 298x1180mm	2	0,8030 m ²	13,24					
	8x120x0,9 cm RTF ROD 80x1198mm	10	12,0000 m	18,02					
Rodapé Bullnose	8x118x0,9 cm RTF ROD P 298x1180mm	10	11,8000 m	17,80					
	8x60x0,8 cm ROD	22	13,2000 m	19,61					

STATUARIO SELECT





STATUARIO VENATO

2 FORMATOS REVESTIMENTO
WALL TILES SIZES

2 ESTRUTURAS
STRUCTURES

3 FORMATOS PAVIMENTO
FLOOR TILES SIZES

3 MOSAICOS
MOSAICS

**Refinados e impactantes veios
cinzentos sobre um fundo branco
deslumbrante.**

Refined and strong grey veins
on a dazzling white background.

STATUARIO VENATO

M25x55 cm 10"x22" | 6146

M25x55 cm 10"x22" | Onda | 6146/500

30x60 cm 12"x24" | 9170

MARBLE EFFECT

COLEÇÕES COLLECTIONS
CAVA BRANCO WHITE



M25x55 cm 10"x22"

8 mm 0.32 in

6146

CAVA

32 VARIAÇÕES GRÁFICAS
32 GRAPHIC VARIATIONS



M25x55 cm 10"x22"

8 mm 0.32 in

6146/500

ONDA

CAVA



M25x55 cm 10"x22"

8 mm 0.32 in

6146/400

WAVE

CAVA

RODAPÉ BULLNOSE



7,5x25 cm 3"x10"

8 mm 0.32 in

6146/050

CAVA



M10x30 cm 4"x12"

8 mm 0.32 in

6146

CAVA

105 VARIAÇÕES GRÁFICAS
105 GRAPHIC VARIATIONS



STATUARIO VENATO | 30x60 cm 12"x24" | 9170



STATUARIO VENATO




30x60 cm 12"x24"

8 mm 0.32 in

9170

CAVA

25 VARIAÇÕES GRÁFICAS
25 GRAPHIC VARIATIONS



M30x30 cm 12"x12"

8 mm 0.32 in

9170

CAVA

50 VARIAÇÕES GRÁFICAS
50 GRAPHIC VARIATIONS



M10x30 cm 4"x12"

8 mm 0.32 in

9170

CAVA

113 VARIAÇÕES GRÁFICAS
113 GRAPHIC VARIATIONS

RODAPÉ BULLNOSE




M10x30 cm 4"x12"

8 mm 0.32 in

9170/050

CAVA

MOSAICO 36
MOSAIC 36



33x33 cm 13"x13"

8 mm 0.32 in

9170/640

MOSAICO HEX REGULAR
MOSAIC HEX REGULAR




33x30 cm 13"x12"

8 mm 0.32 in

9170/720

MOSAICO IRREGULAR
MOSAIC IRREGULAR



30x30 cm 12"x12"

8 mm 0.32 in

9170/920

CAVA

EMBALAGENS E PESOS \ PACKING AND WEIGHTS

EMB001 Rev 91/1122

Formato Size	Caixa Box			Paleta Pallet				
	Pcs. Stk.	m ² / m	kg	Caixa / Paleta Box / Pallet	m ²	Net. kg	Brut. kg	cm
REVESTIMENTO WALL TILES								
M25x55x0,8cm	10	1,3750 m ²	18,29	48	66,0000	878	903	120x80x90
M10x30x0,8cm	30	0,9000 m ²	11,52	88	79,2000	1.014	1.039	120x80x93
Onda - Wave M25x55x0,8cm	10	1,3750 m ²	18,90					
Rodapé Bullnose 7,5x25x0,8cm	44	11,0000 m	11,04					
PAVIMENTO FLOOR TILES								
30x60x0,8 cm	7	1,2600 m ²	21,79	40	50,4000	872	897	120x80x75
M30x30x0,8cm	14	1,2600 m ²	22,80	46	57,96	1.049	1.074	120x80x73
M10x30x0,8cm	42	1,2600 m ²	20,93	48	60,4800	1.005	1.030	120x80x73
Mosaico 36 Mosaic 36 33x33x0,8cm	9	0,9801m ²	16,60					
Mosaico HEX Reg. Mosaic HEX Reg. 33x30x0,8 cm	9	0,8140 m ²	12,50					
Mosaico Irregular Mosaic Irregular 30x30x0,8cm	10	0,9000 m ²	16,00					
Rodapé Bullnose M10x30x0,8cm	42	12,6000 m	23,00					



TRAVERTINO ITALIANO

3 CORES
COLOURS

6 FORMATOS PAVIMENTO
FLOOR TILES SIZES

3 ACABAMENTOS
FINISHINGS

3 MOSAICOS
MOSAICS

**Detalhes naturais
para uma solução que interpreta o
luxo do mármore de forma sofisticada.**

Natural details for a solution
that interprets the luxury of marble
in a sophisticated way.

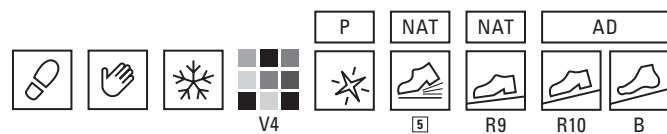
TRAVERTINO ITALIANO



MARBLE EFFECT

COLEÇÕES COLLECTIONS TIVOLI

BEGE BEIGE



58x118 cm RTF P 23"x46" RTF P
9 mm 0.35 in

8851
17 VARIAÇÕES GRÁFICAS
17 GRAPHIC VARIATIONS



60x120 cm RTF 24"x47" RTF
9 mm 0.35 in

8841
17 VARIAÇÕES GRÁFICAS
17 GRAPHIC VARIATIONS



60x120 cm RTF AD 24"x47" RTF AD
9 mm 0.35 in

8841
17 VARIAÇÕES GRÁFICAS
17 GRAPHIC VARIATIONS


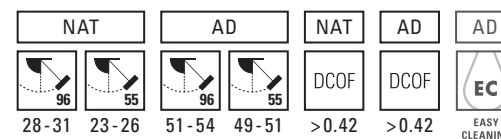


TRAVERTINO ITALIANO | BEGE BEIGE | 58x118 cm RTF P 23"x46" RTF P | 8851

RTF = Retificado RTF = Rectified
AD = Antiderrapante AD = Slip-Resistant
P = Polido P = Polished

Nota: Podem existir diferenças de tonalidade entre o acabamento natural e o polido.
Note: Shade variation may exist between natural and polished finish.

TRAVERTINO ITALIANO




60x60 cm RTF 24"x24" RTF
8 mm 0.32 in

8841
51 VARIAÇÕES GRÁFICAS
51 GRAPHIC VARIATIONS



30x60 cm RTF 12"x24" RTF
8 mm 0.32 in

8841
85 VARIAÇÕES GRÁFICAS
85 GRAPHIC VARIATIONS



60x60 cm RTF AD 24"x24" RTF AD
8 mm 0.32 in

8841
51 VARIAÇÕES GRÁFICAS
51 GRAPHIC VARIATIONS



30x60 cm RTF AD 12"x24" RTF AD
8 mm 0.32 in

8841
85 VARIAÇÕES GRÁFICAS
85 GRAPHIC VARIATIONS


MOSAICO 36
MOSAIC 36



33x33 cm 13"x13"
8 mm 0.32 in

8841/640

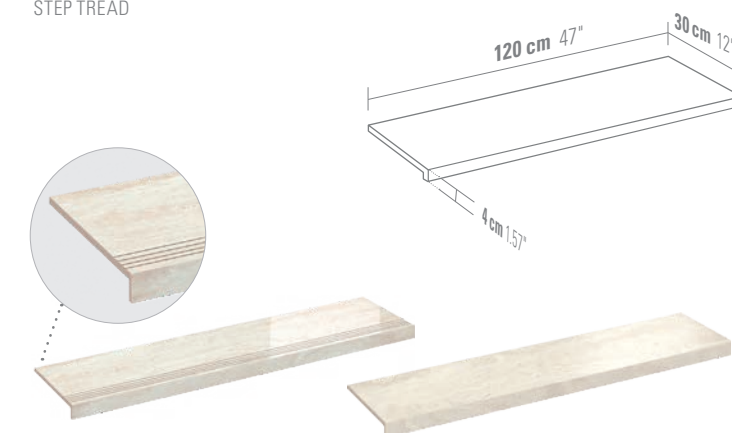
MOSAICO HEX REGULAR
MOSAIC HEX REGULAR



33x30 cm 13"x12"
8 mm 0.32 in

8841/720

PEÇA DEGRAU LINEAR
STEP TREAD



30x118 cm RTF PDL P
12"x46" RTF PDL P
9 mm 0.35 in

8851

30x120 cm RTF PDL
12"x47" RTF PDL
9 mm 0.35 in

8841

30x120 cm RTF PDL AD
12"x47" RTF PDL AD
9 mm 0.35 in

8841

RODAPÉ
BULLNOSE



8x120 cm RTF ROD
3.15"x47" RTF ROD
9 mm 0.35 in

8841

8x118 cm RTF ROD P
3.15"x46" RTF ROD P
9 mm 0.35 in

8851

8x60 cm RTF ROD
3.15"x24" RTF ROD
8 mm 0.32 in

8841

30x60 cm RTF PDL
12"x24" RTF PDL
8 mm 0.32 in

8841


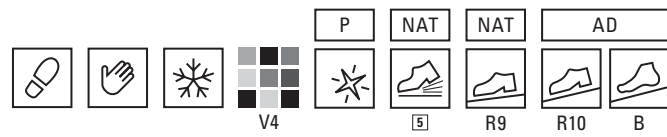
30x60 cm RTF PDL AD
12"x24" RTF PDL AD
8 mm 0.32 in

8841

MARBLE EFFECT

COLEÇÕES COLLECTIONS TIVOLI

BRANCO WHITE



58x118 cm RTF P 23"x46" RTF P

9 mm 0.35 in

8850

17 VARIAÇÕES GRÁFICAS
17 GRAPHIC VARIATIONS



60x120 cm RTF 24"x47" RTF

9 mm 0.35 in

8840

17 VARIAÇÕES GRÁFICAS
17 GRAPHIC VARIATIONS



60x120 cm RTF AD 24"x47" RTF AD

9 mm 0.35 in

8840

17 VARIAÇÕES GRÁFICAS
17 GRAPHIC VARIATIONS



TRAVERTINO ITALIANO BRANCO WHIT | 30x60 cm RTF 12"x24" RTF | 8840

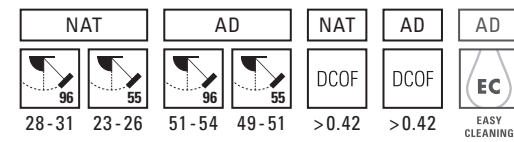
RTF = Retificado
RTF = Rectified

AD = Antiderrapante
AD = Slip-Resistant

P = Polido
P = Polished

Nota: Podem existir diferenças de tonalidade entre o acabamento natural e o polido.
Note: Shade variation may exist between natural and polished finish.

TRAVERTINO ITALIANO



60x60 cm RTF 24"x24" RTD

8 mm 0.32 in

8840

51 VARIAÇÕES GRÁFICAS
51 GRAPHIC VARIATIONS



30x60 cm RTF 12"x24" RTF

8 mm 0.32 in

8840

85 VARIAÇÕES GRÁFICAS
85 GRAPHIC VARIATIONS



60x60 cm RTF AD 24"x24" RTF AD

8 mm 0.32 in

8840

51 VARIAÇÕES GRÁFICAS
51 GRAPHIC VARIATIONS




30x60 cm RTF AD 12"x24" RTF AD

8 mm 0.32 in

8840

85 VARIAÇÕES GRÁFICAS
85 GRAPHIC VARIATIONS

MOSAICO 36
MOSAIC 36

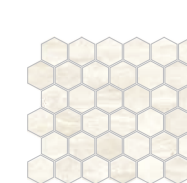


33x33 cm 13"x13"

8 mm 0.32 in

8840/640

MOSAICO HEX REGULAR
MOSAIC HEX REGULAR

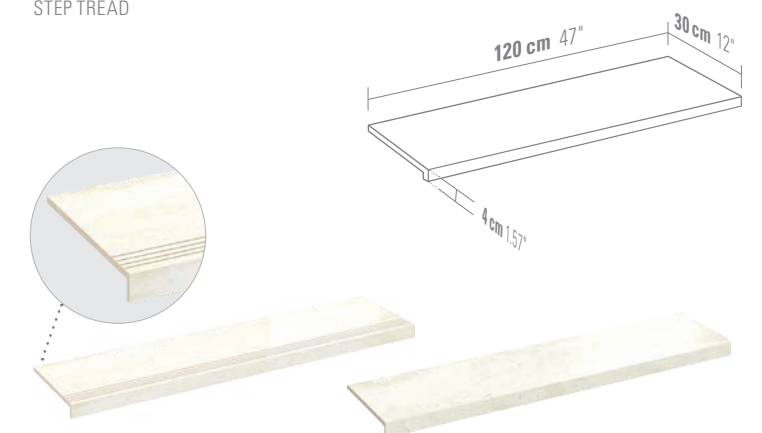


33x30 cm 13"x12"

8 mm 0.32 in

8840/720

PEÇA DEGRAU LINEAR
STEP TREAD



30x118 cm RTF PDL P
12"x46" RTF PDL P

9 mm 0.35 in

8850

30x120 cm RTF PDL
12"x47" RTF PDL

9 mm 0.35 in

8840

30x120 cm RTF PDL AD
12"x47" RTF PDL AD

9 mm 0.35 in

8840

RODAPÉ
BULLNOSE



8x120 cm RTF ROD
3.15"x47" RTF ROD

9 mm 0.35 in

8840

8x118 cm RTF ROD P
3.15"x46" RTF ROD P

9 mm 0.35 in

8850

8x60 cm RTF ROD
3.15"x24" RTF ROD

8 mm 0.32 in

8840

30x60 cm RTF PDL
12"x24" RTF PDL

8 mm 0.32 in

8840

30x60 cm RTF PDL AD
12"x24" RTF PDL AD

8 mm 0.32 in

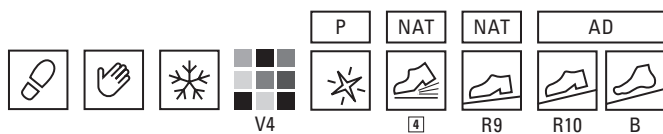
8840



MARBLE EFFECT

COLEÇÕES COLLECTIONS TIVOLI

CINZA GREY



58x118 cm RTF P 23"x46" RTF P

9 mm 0.35 in

8852

17 VARIAÇÕES GRÁFICAS 17 GRAPHIC VARIATIONS



60x120 cm RTF 24"x47" RTF

9 mm 0.35 in

8842

17 VARIAÇÕES GRÁFICAS 17 GRAPHIC VARIATIONS



60x120 cm RTF AD 24"x47" RTF AD

9 mm 0.35 in

8842

17 VARIAÇÕES GRÁFICAS 17 GRAPHIC VARIATIONS



MOSAICO 36 MOSAIC 36

33x33 cm 13"x13"

8 mm 0.32 in

NAT

8842/640



MOSAICO HEX REGULAR MOSAIC HEX REGULAR

33x30 cm 13"x12"

8 mm 0.32 in

8842/720

EMBALAGENS E PESOS PACKING AND WEIGHTS EMB001 Rev 91/1122

Formato Size	Caixa Box			Paleta Pallet					
	Pcs. Stk.	m ² / m	kg	Caixa / Paleta Box / Pallet	m ²	Net. kg	Brut. kg	cm	
PAVIMENTO FLOOR TILES									
Natural Natural	60x120x0,9cm RTF 598x1198 mm	2	1,4400 m ²	27,67	33	47,5200	913	938	120x80x75
Polido Polished	58x118x0,9 cm RTF P 580x1180 mm	2	1,3688 m ²	26,30	33	45,1704	868	893	120x80x73
Natural Natural	60x60x0,8 cm RTF 598x598 mm	4	1,4400 m ²	25,92	32	46,0800	829	854	120x80x74
Natural Natural	30x60x0,8 cm RTF 298x598 mm	7	1,2600 m ²	22,30	40	50,4000	892	917	120x80x75
Mosaico 36 Mosaic 36	33x33x0,8cm	9	0,9801 m ²	16,60					
Mosaico HEX Reg. Mosaic HEX Reg.	33x30x0,8 cm	9	0,8140 m ²	12,50					
Peça Degrau Linear Step Tread	30x120x0,9 cm RTF PDL 298x1198mm	2	0,8160 m ²	13,45					
	30x118x0,9 cm RTF PDL P 298x1180mm	2	0,8030 m ²	13,24					
Rodapé Bullnose	8x120x0,9 cm RTF ROD 80x1198mm	10	12,0000 m	18,02					
	8x118x0,9 cm RTF ROD P 298x1180mm	10	11,8000 m	17,80					
	8x60x0,8 cm RTF ROD	22	13,20 m	19,61					

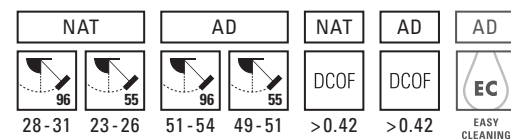
RTF = Retificado RTF = Rectified

AD = Antiderrapante AD = Slip-Resistant

P = Polido P = Polished

Nota: Podem existir diferenças de tonalidade entre o acabamento natural e o polido. Note: Shade variation may exist between natural and polished finish.

TRAVERTINO ITALIANO



60x60 cm RTF 24"x24" RTD

8 mm 0.32 in

8842

51 VARIAÇÕES GRÁFICAS 51 GRAPHIC VARIATIONS



30x60 cm RTF 12"x24" RTF

8 mm 0.32 in

8842

85 VARIAÇÕES GRÁFICAS 85 GRAPHIC VARIATIONS



60x60 cm RTF AD 24"x24" RTF AD

8 mm 0.32 in

8842

51 VARIAÇÕES GRÁFICAS 51 GRAPHIC VARIATIONS




30x60 cm RTF AD 12"x24" RTF AD

8 mm 0.32 in

8842

85 VARIAÇÕES GRÁFICAS 85 GRAPHIC VARIATIONS

PEÇA DEGRAU LINEAR STEP TREAD



30x118 cm RTF PDL P 12"x46" RTF PDL P

9 mm 0.35 in

8852

30x120 cm RTF PDL 12"x47" RTF PDL

9 mm 0.35 in

8842

30x120 cm RTF PDL AD 12"x47" RTF PDL AD

9 mm 0.35 in

8842

30x60 cm RTF PDL 12"x24" RTF PDL

8 mm 0.32 in

8842

30x60 cm RTF PDL AD 12"x24" RTF PDL AD

8 mm 0.32 in

8842

RODAPÉ BULLNOSE



8x118 cm RTF ROD P 3.15"x46" RTF ROD P

9 mm 0.35 in

8852



8x120 cm RTF ROD 3.15"x47" RTF ROD

9 mm 0.35 in

8842



8x60 cm RTF ROD 3.15"x24" RTF ROD

8 mm 0.32 in

8842



TRAVERTINO CROSS CUT

1 FORMATOS REVESTIMENTO
WALL TILES SIZES

2 ESTRUTURAS
STRUCTURES

3 FORMATOS PAVIMENTO
FLOOR TILES SIZES

3 MOSAICOS
MOSAICS

**Os mármore Traverino
são uma verdadeira ode à beleza
e ao esplendor!**

Travertino marbles are a veritable ode
to beauty and splendor!

TRAVERTINO CROSS CUT

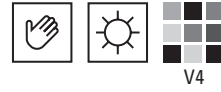
BRANCO WHITE | M25x55 cm 10"x22" | 6149

CINZA CLARO LIGHT GREY | 33x30 cm 13"x12" | 9177/720

CINZA CLARO LIGHT GREY | M30x30 cm 12"x12" | 9177

MARBLE EFFECT

COLEÇÕES COLLECTIONS
TIBUR



BRANCO WHITE



M 25x55 cm 10"x22"
8 mm 0.32 in

6149
12 VARIAÇÕES GRÁFICAS
12 GRAPHIC VARIATIONS



M 25x55 cm 10"x22"
8 mm 0.32 in **ONDA**

6149/500



M 25x55 cm 10"x22"
8 mm 0.32 in **WAVE**

6149/400

RODAPÉ BULLNOSE



7,5x25 cm 3"x10"
8 mm 0.32 in


6149/050

CINZA CLARO LIGHT GREY




M 25x55 cm 10"x22"
8 mm 0.32 in

6151
12 VARIAÇÕES GRÁFICAS
12 GRAPHIC VARIATIONS



M 25x55 cm 10"x22"
8 mm 0.32 in **ONDA**

6151/500



M 25x55 cm 10"x22"
8 mm 0.32 in **WAVE**

6151/400

RODAPÉ BULLNOSE




7,5x25 cm 3"x10"
8 mm 0.32 in

6151/050



TRAVERTINO CROSS CUT



30x60 cm 12"x24"
8 mm 0.32 in

9175
12 VARIAÇÕES GRÁFICAS
12 GRAPHIC VARIATIONS



M 30x30 cm 12"x12"
8 mm 0.32 in

9175
26 VARIAÇÕES GRÁFICAS
26 GRAPHIC VARIATIONS



M 10x30 cm 4"x12"
8 mm 0.32 in

9175
72 VARIAÇÕES GRÁFICAS
72 GRAPHIC VARIATIONS

MOSAICO 36
MOSAIC 36



33x33 cm 13"x13"
8 mm 0.32 in

9175/640

MOSAICO HEX REGULAR
MOSAIC HEX REGULAR



33x30 cm 13"x12"
8 mm 0.32 in

9175/720

MOSAICO IRREGULAR
MOSAIC IRREGULAR



30x30 cm 12"x12"
8 mm 0.32 in

9175/920

RODAPÉ BULLNOSE

M 10x30 cm 4"x12"
8 mm 0.32 in

9175/050




RODAPÉ BULLNOSE

M 10x30 cm 4"x12"
8 mm 0.32 in

9177/050



MOSAICO 36
MOSAIC 36



33x33 cm 13"x13"
8 mm 0.32 in

9177/640

MOSAICO HEX REGULAR
MOSAIC HEX REGULAR



33x30 cm 13"x12"
8 mm 0.32 in

9177/720

MOSAICO IRREGULAR
MOSAIC IRREGULAR



30x30 cm 12"x12"
8 mm 0.32 in

9177/920



30x60 cm 12"x24"
8 mm 0.32 in

9177
18 VARIAÇÕES GRÁFICAS
18 GRAPHIC VARIATIONS



M 30x30 cm 12"x12"
8 mm 0.32 in

9177
36 VARIAÇÕES GRÁFICAS
36 GRAPHIC VARIATIONS

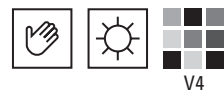


M 10x30 cm 4"x12"
8 mm 0.32 in


9177
108 VARIAÇÕES GRÁFICAS
108 GRAPHIC VARIATIONS

MARBLE EFFECT

COLEÇÕES COLLECTIONS TIBUR




BEGE BEIGE




M 25x55 cm 10"x22"
8 mm 0.32 in

6150
12 VARIAÇÕES GRÁFICAS
12 GRAPHIC VARIATIONS



M 25x55 cm 10"x22"
8 mm 0.32 in **ONDA**

6150/500



M 25x55 cm 10"x22"
8 mm 0.32 in **WAVE**

6150/400

RODAPÉ BULLNOSE



7,5x25 cm 3"x10"
8 mm 0.32 in

6150/050

PRATA SILVER



M 25x55 cm 10"x22"
8 mm 0.32 in

6152
12 VARIAÇÕES GRÁFICAS
12 GRAPHIC VARIATIONS



M 25x55 cm 10"x22"
8 mm 0.32 in **ONDA**

6152/500



M 25x55 cm 10"x22"
8 mm 0.32 in **WAVE**

6152/400

RODAPÉ BULLNOSE



7,5x25 cm 3"x10"
8 mm 0.32 in

6152/050

EMBALAGENS E PESOS \ PACKING AND WEIGHTS EMB001 Rev 91/1122

Formato Size	Caixa Box			Paleta Pallet				
	Pcs. Stk.	m ² / m	kg	Caixa / Paleta Box / Pallet	m ²	Net. kg	Brut. kg	cm
REVESTIMENTO WALL TILES								
M25x55x0,8cm	10	1,3750 m ²	18,29	48	66,0000	878	903	120x80x90
Onda - Wave M25x55x0,8cm	10	1,3750 m ²	18,90					
Rodapé Bullnose 7,5x25x0,8cm	44	11,0000 m	11,04					




TRAVERTINO CROSS CUT



30x60 cm 12"x24"
8 mm 0.32 in

9176
18 VARIAÇÕES GRÁFICAS
18 GRAPHIC VARIATIONS



M 30x30 cm 12"x12"
8 mm 0.32 in

9176
36 VARIAÇÕES GRÁFICAS
36 GRAPHIC VARIATIONS



M 10x30 cm 4"x12"
8 mm 0.32 in

9176
108 VARIAÇÕES GRÁFICAS
108 GRAPHIC VARIATIONS



MOSAICO 36 MOSAIC 36
8 mm 0.32 in

NAT

9176/640



MOSAICO HEX REGULAR MOSAIC HEX REGULAR
8 mm 0.32 in

9176/720



MOSAICO IRREGULAR MOSAIC IRREGULAR
8 mm 0.32 in

9176/920

RODAPÉ BULLNOSE

M 10x30 cm 4"x12"
8 mm 0.32 in

9176/050



RODAPÉ BULLNOSE

M 10x30 cm 4"x12"
8 mm 0.32 in

9178/050



30x60 cm 12"x24"
8 mm 0.32 in

9178
18 VARIAÇÕES GRÁFICAS
18 GRAPHIC VARIATIONS




M 30x30 cm 12"x12"
8 mm 0.32 in

9178
36 VARIAÇÕES GRÁFICAS
36 GRAPHIC VARIATIONS



M 10x30 cm 4"x12"
8 mm 0.32 in

9178
108 VARIAÇÕES GRÁFICAS
108 GRAPHIC VARIATIONS



MOSAICO 36 MOSAIC 36
8 mm 0.32 in

NAT

9178/640



MOSAICO HEX REGULAR MOSAIC HEX REGULAR
8 mm 0.32 in

9178/720



MOSAICO IRREGULAR MOSAIC IRREGULAR
8 mm 0.32 in

9178/920

EMBALAGENS E PESOS \ PACKING AND WEIGHTS EMB001 Rev 91/1122

Formato Size	Caixa Box			Paleta Pallet				
	Pcs. Stk.	m ² / m	kg	Caixa / Paleta Box / Pallet	m ²	Net. kg	Brut. kg	cm
PAVIMENTO FLOOR TILES								
30x60x0,8 cm	7	1,2600 m ²	21,79	40	50,4000	872	897	120x80x75
M30x30x0,8 cm	14	1,2600 m ²	22,80	46	57,9600	1.049	1.074	120x80x73
M10x30x0,8 cm	42	1,2600 m ²	20,93	48	60,4800	1.005	1.030	120x80x73
Mosaico 36 Mosaic 36	9	0,9801 m ²	16,60					
Mosaico HEX Reg. Mosaic HEX Reg.	9	0,814 m ²	12,50					
Mosaico Irregular Mosaic Irregular	10	0,90 m ²	16,00					
Rodapé Bullnose	42	12,60 m	21,65					

**WHITE BEAUTY**

58 x 118 cm RTF P 23 x 46" RTF P | Polido Polished | 8877

60 x 120 cm RTF 24 x 47" | 8867

ETERNAL BEAUTY

3 FORMATOS REVESTIMENTO
WALL TILES SIZES

3 ESTRUTURAS
STRUCTURES

5 FORMATOS PAVIMENTO
FLOOR TILES SIZES

3 ACABAMENTOS
FINISHINGS

2 MOSAICOS
MOSAICS

**Cintilação quente,
as cores fluindo suavemente,
o classicismo e a autenticidade
do mármore!**

Warm glow,
the softly flowing colors,
the classicism and the authenticity
of marble!

MARBLE
EFFECT

COLEÇÕES COLLECTIONS
SPLENDOR



30x90 cm RTF 12"x35" RTF

10 mm 0.39 in

16080

SPLENDOR

19 VARIAÇÕES GRÁFICAS
19 GRAPHIC VARIATIONS



30x90 cm RTF 12"x35" RTF

10 mm 0.39 in

16080/450

MISTRAL

SPLENDOR



30x90 cm RTF 12"x35" RTF

10 mm 0.39 in

16080/650

LEAF

SPLENDOR



M25x55 cm 10"x22"

8 mm 0.32 in

16080

SPLENDOR

23 VARIAÇÕES GRÁFICAS
23 GRAPHIC VARIATIONS



M25x55 cm 10"x22"

8 mm 0.32 in

16080/500

ONDA

SPLENDOR

35 VARIAÇÕES GRÁFICAS
35 GRAPHIC VARIATIONS



M 10x30 cm 4"x22"

8 mm 0.32 in

16080

SPLENDOR

60 VARIAÇÕES GRÁFICAS
60 GRAPHIC VARIATIONS

RODAPÉ
BULLNOSE



7,5x25 cm 3"x10"

8 mm 0.32 in

16080/050

SPLENDOR

16080/050

EMBALAGENS E PESOS PACKING AND WEIGHTS

EMB001 Rev 91/1122

Formato Size	Caixa Box			Paleta Pallet				
	Pcs. Stk.	m ² / m	kg	Caixa / Paleta Box / Pallet	m ²	Net. kg	Brut. kg	cm
REVESTIMENTO WALL TILES								
30x90x1 cm RTF 298x898 mm	4	1,0800 m ²	19,25	48	51,8400	924	949	120x100x85
M25x55x0,8 cm	10	1,3750 m ²	18,29	48	66,0000	878	903	120x80x90
M10x30x0,8 cm	30	0,9000 m ²	11,52	88	79,2000	1.014	1.039	120x80x93
Mistral · Wind · Leaf	30x90x1 cm RTF 298x898 mm	4	1,0800 m ²	19,25				
Onda · Wave	M25x55x0,8 cm	10	1,3750 m ²	18,90				
Rodapé Bullnose	7,5x25x0,8 cm	44	11,0000 m	11,04				

RTF = Retificado
RTF = Rectified


ETERNAL BEAUTY



WHITE BEAUTY
M25x55 cm 10"x22" | 16080


MARBLE EFFECT

COLEÇÕES COLLECTIONS
SPLENDOR · MARBLE X



58×118 cm RTF P 23"×46" RTF P
9 mm 0.35 in

8877 MARBLE X



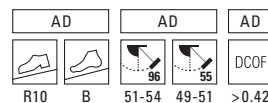
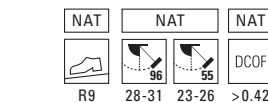
60×120 cm RTF 24"×47" RTF
9 mm 0.35 in

8867 MARBLE X
12 VARIAÇÕES GRÁFICAS
12 GRAPHIC VARIATIONS



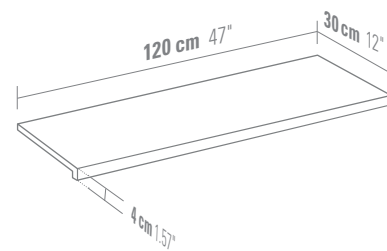


60×120 cm RTF AD 24"×47" RTF AD
9 mm 0.35 in

8867 MARBLE X



PEÇA DEGRAU LINEAR
STEP TREAD



30×120 cm RTF PDL
12"×47" RTF PDL
9 mm 0.35 in

8867 MARBLE X

30×120 cm RTF PDL AD
12"×47" RTF PDL AD
9 mm 0.35 in

8867 MARBLE X

30×118 cm RTF PDL P
12"×46" RTF PDL P
9 mm 0.35 in

8877 MARBLE X

RODAPÉ
BULLNOSE



8×120 cm RTF ROD
3.15"×47" RTF ROD
9 mm 0.35 in

8867 MARBLE X

8×118 cm RTF ROD P
3.15"×46" RTF ROD P
9 mm 0.35 in


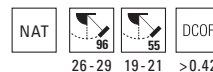
8877 MARBLE X



M 10×30 cm
4"×12"
8 mm 0.32 in


9420/050 SPLENDOR

ETERNAL BEAUTY



60×60 cm RTF 24"×24" RTF
8 mm 0.32 in

9420 SPLENDOR
15 VARIAÇÕES GRÁFICAS
15 GRAPHIC VARIATIONS




60×60 cm 24"×24"
8 mm 0.32 in

9420 SPLENDOR
15 VARIAÇÕES GRÁFICAS
15 GRAPHIC VARIATIONS



30×60 cm 12"×24"
8 mm 0.32 in

9420 SPLENDOR
22 VARIAÇÕES GRÁFICAS
22 GRAPHIC VARIATIONS



M 30×30 cm 12"×12"
8 mm 0.32 in

9420 SPLENDOR
50 VARIAÇÕES GRÁFICAS
50 GRAPHIC VARIATIONS

MOSAICO 36
MOSAIC 36



33×33 cm 13"×13"
8 mm 0.32 in

9420/640 SPLENDOR

MOSAICO HEX REGULAR
MOSAIC HEX REGULAR



33×30 cm 13"×12"
8 mm 0.32 in

9420/720 SPLENDOR

EMBALAGENS E PESOS PACKING AND WEIGHTS EMB001 Rev 91/1122

Formato Size	Caixa Box			Paleta Pallet					
	Pcs. Stk.	m ² / m	kg	Caixa / Paleta Box / Pallet	m ²	Net. kg	Brut. kg	cm	
PAVIMENTO FLOOR TILES									
Natural Natural	60×120×0,9cm RTF 598×1198 mm	2	1,4400 m ²	27,67	33	47,5200	913	938	120×80×75
Polido Polished	58×118×0,9 cm RTF P 580×1180 mm	2	1,3688 m ²	26,30	33	45,1704	868	893	120×80×73
Natural Natural	60×60×0,8 cm RTF 598×598 mm	4	1,4400 m ²	25,92	32	46,0800	829	854	120×80×74
	60×60×0,8 cm	4	1,4400 m ²	24,94	32	46,0800	798	823	120×80×74
	30×60×0,8 cm	7	1,2600 m ²	21,79	40	50,4000	872	897	120×80×75
	M 30×30×0,8 cm	14	1,2600 m ²	22,80	46	57,96	1.049	1.074	120×80×73
Mosaico 36 Mosaic 36	33×33×0,8 cm	9	0,9801 m ²	16,60					
Mosaico HEX Reg. Mosaic HEX Reg.	33×30×0,8 cm	9	0,8140 m ²	12,50					
Peça Degrau Linear Step Tread	30×120×0,9 cm RTF PDL 298×1198 mm	2	0,8160 m ²	13,45					
	30×118×0,9 cm RTF PDL P 298×1180 mm	2	0,8030 m ²	13,24					
Rodapé Bullnose	8×120×0,9 cm RTF ROD 80×1198 mm	10	12,0000 m	18,02					
	8×118×0,9 cm RTF ROD P 298×1180 mm	10	11,8000 m	17,80					
	M 10×30×0,8 cm	42	12,6000 m	19,61					

RTF = Retificado
RTF = Rectified

AD = Antiderrapante
AD = Slip-Resistant

P = Polido
P = Polished

Nota: Podem existir diferenças de tonalidade entre o acabamento natural e o polido.
Note: Shade variation may exist between natural and polished finish.



PALISSANDRO

4 CORES
COLOURS

3 FORMATOS REVESTIMENTO
WALL TILES SIZES

1 ESTRUTURA
STRUCTURE

2 FORMATOS PAVIMENTO
FLOOR TILES SIZES

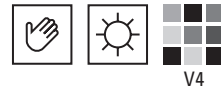
3 MOSAICOS
MOSAICS

Mármore com mistura de madeira queimada. Os veios horizontais harmoniosamente fendilhados por aparentes finas lascas de madeira, excedendo as expectativas de qualquer imaginário.

Marble mixed with burned wood. Horizontal veins harmoniously cracked with thin wood shavings, exceeding the imagination of any creative mind.

MARBLE EFFECT

COLEÇÕES COLLECTIONS
FOSSIL



BRANCO WHITE



M 25x75 cm 10"x30"
9 mm 0.35 in

16085

00 VARIACOES GRÁFICAS
00 GRAPHIC VARIATIONS



M 25x75 cm 10"x30"
9 mm 0.35 in

16085/500

ONDA



M 10x30 cm 4"x22"
8 mm 0.32 in

16085



M 25x55 cm 10"x22"
8 mm 0.32 in

16085



M 25x55 cm 10"x22"
8 mm 0.32 in

16085/500

ONDA

BEGE BEIGE



M 25x75 cm 10"x30"
9 mm 0.35 in

16086


00 VARIACOES GRÁFICAS
00 GRAPHIC VARIATIONS



M 25x75 cm 10"x30"
9 mm 0.35 in

16086/500

ONDA



M 10x30 cm 4"x22"
8 mm 0.32 in

16086



M 25x55 cm 10"x22"
8 mm 0.32 in

16086



M 25x55 cm 10"x22"
8 mm 0.32 in

16086/500

ONDA



PALISSANDRO



20x120 cm RTF
8"x47" RTF
9 mm 0.35 in

9040



30x60 cm RTF
12"x24"
8 mm 0.32 in

9040


MOSAICO 36
MOSAIC 36



33x33 cm
13"x13"
8 mm 0.32 in

9040/640

MOSAICO HEX REGULAR
MOSAIC HEX REGULAR



33x30 cm
13"x12"
8 mm 0.32 in

9040/720

MOSAICO PICKET
MOSAIC PICKET



29x29 cm
11.5"x11.5"
8 mm 0.32 in

9040/614

MOSAICO METRIC
MOSAIC METRICS



29x29 cm
11.5"x11.5"
8 mm 0.32 in

9040/624

RODAPÉ BULLNOSE



8x120 cm RTF ROD
3.15"x47" RTF ROD
9 mm 0.35 in

8x60 cm RTF ROD
3.15"x24" RTF ROD
8 mm 0.32 in

9040



20x120 cm RTF
8"x47" RTF
9 mm 0.35 in

9041



30x60 cm RTF
12"x24"
8 mm 0.32 in

9041


MOSAICO 36
MOSAIC 36



33x33 cm
13"x13"
8 mm 0.32 in

9041/640

MOSAICO HEX REGULAR
MOSAIC HEX REGULAR



33x30 cm
13"x12"
8 mm 0.32 in

9041/720

MOSAICO PICKET
MOSAIC PICKET



29x29 cm
11.5"x11.5"
8 mm 0.32 in

9041/614

MOSAICO METRIC
MOSAIC METRICS



29x29 cm
11.5"x11.5"
8 mm 0.32 in

9041/624

RODAPÉ BULLNOSE



8x120 cm RTF ROD
3.15"x47" RTF ROD
9 mm 0.35 in

8x60 cm RTF ROD
3.15"x24" RTF ROD
8 mm 0.32 in

9041

RTF = Retificado
RTF = Rectified

MARBLE EFFECT

COLEÇÕES COLLECTIONS FOSSIL



CINZA ESCURO DARK GREY



M 25x75 cm 10"x30"

9 mm 0.35 in

16088

00 VARIACOES GRAFICAS 00 GRAPHIC VARIATIONS



M 25x75 cm 10"x30"

9 mm 0.35 in

16088/500


ONDA



M 10x30 cm 4"x22"

8 mm 0.32 in

16088



M 25x55 cm 10"x22"

8 mm 0.32 in

16088



M 25x55 cm 10"x22"

8 mm 0.32 in

16088/500

ONDA

NATURAL NATURAL



M 25x75 cm 10"x30"

9 mm 0.35 in

16089

00 VARIACOES GRAFICAS 00 GRAPHIC VARIATIONS



M 25x75 cm 10"x30"

9 mm 0.35 in

16089/500

ONDA



M 10x30 cm 4"x22"

8 mm 0.32 in

16089



M 25x55 cm 10"x22"

8 mm 0.32 in

16089



M 25x55 cm 10"x22"

8 mm 0.32 in

16089/500

ONDA



PALISSANDRO



20x120 cm RTF 8"x47" RTF

9 mm 0.35 in

9043




30x60 cm RTF 12"x24"

8 mm 0.32 in

9043

MOSAICO 36 MOSAIC 36



33x33 cm 13"x13"

8 mm 0.32 in

9043/640

MOSAICO HEX REGULAR MOSAIC HEX REGULAR



33x30 cm 13"x12"

8 mm 0.32 in

9043/720

MOSAICO PICKET MOSAIC PICKET



29x29 cm 11.5"x11.5"

8 mm 0.32 in

9043/614

MOSAICO METRIC MOSAIC METRICS



29x29 cm 11.5"x11.5"

8 mm 0.32 in

9043/624

RODAPÉ BULLNOSE



8x120 cm RTF ROD 3.15"x47" RTF ROD

9 mm 0.35 in

8x60 cm RTF ROD 3.15"x24" RTF ROD

8 mm 0.32 in

9043



20x120 cm RTF 8"x47" RTF

9 mm 0.35 in

9044



30x60 cm RTF 12"x24"

8 mm 0.32 in

9044

MOSAICO 36 MOSAIC 36



33x33 cm 13"x13"

8 mm 0.32 in

9044/640

MOSAICO HEX REGULAR MOSAIC HEX REGULAR




33x30 cm 13"x12"

8 mm 0.32 in

9044/720

MOSAICO PICKET MOSAIC PICKET



29x29 cm 11.5"x11.5"

8 mm 0.32 in

9044/614

MOSAICO METRIC MOSAIC METRICS



29x29 cm 11.5"x11.5"

8 mm 0.32 in

9044/624

RODAPÉ BULLNOSE



8x120 cm RTF ROD 3.15"x47" RTF ROD

9 mm 0.35 in

8x60 cm RTF ROD 3.15"x24" RTF ROD

8 mm 0.32 in

9044

RTF = Retificado RTF = Rectified



MARBLE
EFFECT



PALISSANDRO | CINZA ESCURO DARK GREY | 60x120cm 8°x47° | 9043

EMBALAGENS E PESOS \ PACKING AND WEIGHT1

EMB001 Rev 91/1122

Formato Size	Caixa Box 			Paleta Pallet 					
	Pcs. Stk.	m ² / m	kg	Caixa / Paleta Box / Pallet	m ²	Net. kg	Brut. kg	cm	
REVESTIMENTO WALL TILES									
M25x75x0,9cm	7	1,3125 m ²	21,00	42	55,1250	882	907	120x80x90	
M25x55x0,8cm	10	1,3750 m ²	18,29	48	66,0000	878	903	120x80x90	
M10x30x0,8cm	30	0,9000 m ²	11,52	88	79,2000	1.014	1.039	120x80x93	
Onda M25x75x0,9cm	7	1,3125 m ²	21,00						
M25x55x0,8cm	10	1,3750 m ²	18,90						
Rodapé Bullnose 7,5x25x0,8cm	44	11,0000 m	11,04						
PAVIMENTO FLOOR TILES									
Natural Natural 20x120x0,9cm RTF	6	1,4400 m ²	26,40	36	51,8400	950	975	120x80x77	
30x60x0,8cm RTF	7	1,2600 m ²	22,30	40	50,4000	892	917	120x80x75	
Mosaico 36 Mosaic 36 33x33x0,8cm	9	0,9801 m ²	16,60						
Mosaico HEX Reg. Mosaic HEX Reg. 33x30x0,8cm	9	0,8140 m ²	12,50						
Mosaico Picket Mosaic Picket 29x29x0,8cm	9	0,6714 m ²	11,70						
Mosaico Metrics Mosaic Metrics 29x29x0,8cm	9	0,7668 m ²	12,13						
Rodapé Bullnose 8x120cm RTF ROD	10	12,0000 m	18,02						
8x60cm RTF ROD	22	13,2000 m	19,61						

PALISSANDRO



PALISSANDRO | NATURAL NATURAL | 30x60cm 12°x24° | 9044

AGATA

3 CORES
COLOURS

3 FORMATOS REVESTIMENTO
WALL TILES SIZES

3 ESTRUTURAS
STRUCTURES

4 FORMATOS PAVIMENTO
FLOOR TILES SIZES

2 MOSAICOS
MOSAICS

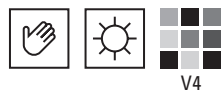
A sumptuosa elegância do sonho em imaginários simples e elegantes!

The sumptuous elegance of the dream, in simple or elegant imaginaries!

AGATA BRANCO AGATA WHITE
30×90 cm RTF 12"×35" RTF | 16060
30×90 cm RTF 12"×35" RTF | Leaf | 16060/650
60×60 cm 24"×24" | 8950

MARBLE EFFECT

COLEÇÕES COLLECTIONS PURE



BRANCO WHITE



30x90 cm RTF 12"x35" RTF

10 mm 0.39 in

16060

19 VARIAÇÕES GRÁFICAS 19 GRAPHIC VARIATIONS



30x90 cm RTF 12"x35" RTF

10 mm 0.39 in

16060/450

MISTRAL



30x90 cm RTF 12"x35" RTF

10 mm 0.39 in

16060/650

LEAF



M25x55 cm 10"x22"

8 mm 0.32 in

16060

23 VARIAÇÕES GRÁFICAS 23 GRAPHIC VARIATIONS




M25x55 cm 10"x22"

8 mm 0.32 in

16060/500

35 VARIAÇÕES GRÁFICAS 35 GRAPHIC VARIATIONS

ONDA



M10x30 cm 4"x22"

8 mm 0.32 in

16060

ATÉ 40 VARIAÇÕES GRÁFICAS UP TO 40 GRAPHIC VARIATIONS

RODAPÉ BULLNOSE



7,5x25 cm 3"x10"

8 mm 0.32 in

16060/050

AZUL BLUE



30x90 cm RTF 12"x35" RTF

10 mm 0.39 in

16061

10 VARIAÇÕES GRÁFICAS 10 GRAPHIC VARIATIONS



30x90 cm RTF 12"x35" RTF

10 mm 0.39 in

16061/450

MISTRAL



30x90 cm RTF 12"x35" RTF

10 mm 0.39 in

16061/650

LEAF



M25x55 cm 10"x22"

8 mm 0.32 in

16061

10 VARIAÇÕES GRÁFICAS 10 GRAPHIC VARIATIONS



M25x55 cm 10"x22"

8 mm 0.32 in

16061/500

35 VARIAÇÕES GRÁFICAS 35 GRAPHIC VARIATIONS

ONDA



M10x30 cm 4"x22"

8 mm 0.32 in

16061

ATÉ 40 VARIAÇÕES GRÁFICAS UP TO 40 GRAPHIC VARIATIONS

RODAPÉ BULLNOSE



7,5x25 cm 3"x10"


8 mm 0.32 in

16061/050

RTF = Retificado
RTF = Rectified



AGATA



60x60 cm 24"x24"

8 mm 0.32 in

8950

15 VARIAÇÕES GRÁFICAS 15 GRAPHIC VARIATIONS



30x60 cm 12"x24"

8 mm 0.32 in

8950

60 VARIAÇÕES GRÁFICAS 60 GRAPHIC VARIATIONS



M30x30 cm 12"x12"

8 mm 0.32 in

8950

33 VARIAÇÕES GRÁFICAS 33 GRAPHIC VARIATIONS




M10x30 cm 4"x12"

8 mm 0.32 in

8950

ATÉ 40 VARIAÇÕES GRÁFICAS UP TO 40 GRAPHIC VARIATIONS

MOSAICO 36 MOSAIC 36



33x33 cm 13"x13"

8 mm 0.32 in

8950/640

MOSAICO HEX REGULAR MOSAIC HEX REGULAR



33x30 cm 13"x12"

8 mm 0.32 in


8950/720

RODAPÉ BULLNOSE

M10x30 cm 4"x12"

8 mm 0.32 in

8950/050



60x60 cm 24"x24"

8 mm 0.32 in

8951

15 VARIAÇÕES GRÁFICAS 15 GRAPHIC VARIATIONS



30x60 cm 12"x24"

8 mm 0.32 in

8951

60 VARIAÇÕES GRÁFICAS 60 GRAPHIC VARIATIONS



M30x30 cm 12"x12"

8 mm 0.32 in

8951

30 VARIAÇÕES GRÁFICAS 33 GRAPHIC VARIATIONS




M10x30 cm 4"x12"

8 mm 0.32 in

8951

ATÉ 40 VARIAÇÕES GRÁFICAS UP TO 40 GRAPHIC VARIATIONS

MOSAICO 36 MOSAIC 36




33x33 cm 13"x13"

8 mm 0.32 in

8951/640

MOSAICO HEX REGULAR MOSAIC HEX REGULAR



33x30 cm 13"x12"

8 mm 0.32 in

8951/720

RODAPÉ BULLNOSE

M10x30 cm 4"x12"

8 mm 0.32 in

8951/050



MARBLE EFFECT

COLEÇÕES COLLECTIONS PURE



CINZA GREY



30×90 cm RTF 12"×35" RTF
 10 mm 0.39 in

16062
 19 VARIAÇÕES GRÁFICAS
 19 GRAPHIC VARIATIONS



30×90 cm RTF 12"×35" RTF
 10 mm 0.39 in

16062/450

MISTRAL



30×90 cm RTF 12"×35" RTF
 10 mm 0.39 in

16062/650

LEAF



M25×55 cm 10"×22"
 8 mm 0.32 in

16062
 23 VARIAÇÕES GRÁFICAS
 23 GRAPHIC VARIATIONS



M25×55 cm 10"×22"
 8 mm 0.32 in

16062/500
 35 VARIAÇÕES GRÁFICAS
 35 GRAPHIC VARIATIONS

ONDA



M10×30 cm 4"×22"
 8 mm 0.32 in

16062
 ATÉ 40 VARIAÇÕES GRÁFICAS
 UP TO 40 GRAPHIC VARIATIONS

RODAPÉ
 BULLNOSE



7,5×25 cm 3"×10"
 8 mm 0.32 in

16062/050




AGATA CINZA AGATA GREY | 60×60 cm 24"×24" | 8952

RTF = Retificado
 RTF = Rectified



AGATA



60×60 cm 24"×24"
 8 mm 0.32 in

8952
 15 VARIAÇÕES GRÁFICAS
 15 GRAPHIC VARIATIONS



30×60 cm 12"×24"
 8 mm 0.32 in

8952
 60 VARIAÇÕES GRÁFICAS
 60 GRAPHIC VARIATIONS



M30×30 cm 12"×12"
 8 mm 0.32 in


8952
 33 VARIAÇÕES GRÁFICAS
 33 GRAPHIC VARIATIONS



M10×30 cm 4"×12"
 8 mm 0.32 in

8952
 ATÉ 40 VARIAÇÕES GRÁFICAS
 UP TO 40 GRAPHIC VARIATIONS


MOSAICO 36
 MOSAIC 36



33×33 cm 13"×13"
 8 mm 0.32 in

8952/640

MOSAICO HEX REGULAR
 MOSAIC HEX REGULAR



33×30 cm 13"×12"
 8 mm 0.32 in

8952/720

RODAPÉ
 BULLNOSE



M10×30 cm 4"×12"
 8 mm 0.32 in

8952/050

EMBALAGENS E PESOS PACKING AND WEIGHTS									EMB001 Rev 91/1122
Formato Size	Caixa Box			Paleta Pallet					
	Pcs. Stk.	m ² / m	kg	Caixa / Paleta Box / Pallet	m ²	Net. kg	Brut. kg	cm	
REVESTIMENTO WALL TILES									
30×90×1 cm RTF 298×898 mm	4	1,0800 m ²	19,25	48	51,8400	924	949	120×100×85	
M25×55×0,8 cm	10	1,3750 m ²	18,29	48	66,0000	878	903	120×80×90	
M10×30×0,8 cm	30	0,9000 m ²	11,52	88	79,2000	1.014	1.039	120×80×93	
Mistral · Wind · Leaf									
30×90×1 cm RTF 298×898 mm	4	1,0800 m ²	19,25						
Onda									
M25×55×0,8 cm	10	1,3750 m ²	18,90						
Rodapé Bullnose									
7,5×25×0,8 cm	44	11,0000 m	11,04						
PAVIMENTO FLOOR TILES									
Natural Natural									
60×60×0,8 cm	4	1,4400 m ²	24,94	32	46,0800	798	823	120×80×74	
30×60×0,8 cm	7	1,2600 m ²	21,79	40	50,4000	872	897	120×80×75	
M30×30×0,8 cm	14	1,2600 m ²	22,80	46	57,96	1.049	1.074	120×80×73	
M10×30×0,8 cm	42	1,2600 m ²	20,93	48	60,4800	1.005	1.030	120×80×73	
Mosaico 36 Mosaic 36									
33×33×0,8 cm	9	0,9801 m ²	16,60						
Mosaico HEX Reg. Mosaic HEX Reg.									
33×30×0,8 cm	9	0,8140 m ²	12,50						
Rodapé Bullnose									
M10×30×0,8 cm	42	12,6000 m	19,61						



DOLOMITE BIANCO

4 FORMATOS REVESTIMIENTO
WALL TILES SIZES

5 ESTRUTURAS
STRUCTURES

6 FORMATOS PAVIMENTO
FLOOR TILES SIZES

5 MOSAICOS
MOSAICS

Autenticidade, pureza e luz única!

Unique candour, purity and light!

DOLOMITE BIANCO

30×90 cm RTF 12"×35" RTF | 16053

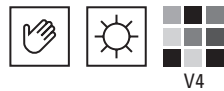
30×90 cm RTF 12"×35" RTF | Leaf | 16053/650

60×60 cm 24"×24" | 9263

MARBLE
EFFECT

COLEÇÕES COLLECTIONS
GLAM · MARBELLOUS

DOLOMITE BIANCO



30x90 cm RTF 12"x35" RTF

± 10 mm 0.39 in

16053 **MARBELLOUS**

23 VARIAÇÕES GRÁFICAS
23 GRAPHIC VARIATIONS



30x90 cm RTF 12"x35" RTF

± 10 mm 0.39 in

16053/450 **MARBELLOUS**

MISTRAL



30x90 cm RTF 12"x35" RTF

± 10 mm 0.39 in

16053/550 **MARBELLOUS**

WIND




30x90 cm RTF 12"x35" RTF

± 10 mm 0.39 in

16053/650 **MARBELLOUS**

LEAF



M25x75 cm 10"x30"

± 9 mm 0.35 in

4100 **GLAM**

21 VARIAÇÕES GRÁFICAS
21 GRAPHIC VARIATIONS



M25x75 cm 10"x30"

± 9 mm 0.35 in

4100/500 **GLAM**

ONDA



M25x55 cm 10"x22"

± 8 mm 0.32 in

4100 **GLAM**

26 VARIAÇÕES GRÁFICAS
26 GRAPHIC VARIATIONS



M25x55 cm 10"x22"

± 8 mm 0.32 in

4100/500 **GLAM**

ONDA



M10x30 cm 4"x22"

± 8 mm 0.32 in

16053 **MARBELLOUS**

ATÉ 40 VARIAÇÕES GRÁFICAS
UP TO 40 GRAPHIC VARIATIONS

RODAPÉ BULLNOSE



7,5x25 cm 3"x10" ± 8 mm 0.32 in

4100/050 **GLAM**

QUARTER ROUND QUARTER ROUND



3x25 cm 1.18"x10" ± 8 mm 0.32 in

4100/080 **GLAM**

RTF = Retificado
RTF = Rectified

DOLOMITE BIANCO






DOLOMITE BIANCO | M25 x 55 cm 10" x 22" | 4100

EMBALAGENS E PESOS PACKING AND WEIGHTS EMB001 Rev 91/1122

Formato Size	Caixa Box			Paleta Pallet				
	Pcs. Stk.	m ² / m	kg	Caixa / Paleta Box / Pallet	m ²	Net. kg	Brut. kg	cm
REVESTIMENTO WALL TILES								
30x90x1 cm RTF 298x898 mm	4	1,0800 m ²	19,25	48	51,8400	924	949	120x100x85
M25x75x0,9 cm	7	1,3125 m ²	21,00	42	55,125	882	907	120x80x90
M25x55x0,8 cm	10	1,3750 m ²	18,29	48	66,0000	878	903	120x80x90
M10x30x0,8 cm	30	0,9000 m ²	11,52	88	79,2000	1.014	1.039	120x80x93
Mistral · Wind · Leaf	30x90x1 cm RTF 298x898 mm	4	1,0800 m ²	19,25				
Onda	M25x75x0,9 cm	7	1,3125 m ²	21,00				
Onda	M25x55x0,8 cm	10	1,3750 m ²	18,90				
Rodapé Bullnose	7,5x25x0,8 cm	44	11,0000 m	11,04				
Quarter Round Quarter Round	3x25x0,8 cm	12	3,0000 m	1,23				

MARBLE EFFECT

COLEÇÕES COLLECTIONS
GLAM · MARBELLOUS DOLOMITE BIANCO



60x60 cm RTF 24"x24" RTF

8 mm 0.32 in

9263

MARBELLOUS

12 VARIAÇÕES GRÁFICAS
12 GRAPHIC VARIATIONS

60x60 cm 24"x24"

8 mm 0.32 in

9263

MARBELLOUS

30x60 cm 12"x24"

8 mm 0.32 in

9070

GLAM

29 VARIAÇÕES GRÁFICAS
29 GRAPHIC VARIATIONS

M30x30 cm 12"x12"

8 mm 0.32 in

9263

MARBELLOUS

35 VARIAÇÕES GRÁFICAS
35 GRAPHIC VARIATIONS

M10x30 cm 4"x12"

8 mm 0.32 in

9070

GLAM

50 VARIAÇÕES GRÁFICAS
50 GRAPHIC VARIATIONS

MOSAICO MURETO
MOSAIC MURETO




32,5x60 cm 13"x24"

8 mm 0.32 in

NAT

9070/012

MOSAICO HEX REGULAR
MOSAIC HEX REGULAR



33x30 cm 13"x12"

8 mm 0.32 in

9070/720

GLAM

MOSAICO IRREGULAR
MOSAIC IRREGULAR




30x30 cm 12"x12"

8 mm 0.32 in

9070/920

MOSAICO 36
MOSAIC 36




33x33 cm 13"x13"

8 mm 0.32 in

9263/640

MARBELLOUS

MOSAICO BLOCO 12
MOSAIC BLOCK 12



27x30 cm 11"x12"

8 mm 0.32 in

9263/412

RODAPÉ
BULLNOSE



8x60 cm ROD 3.15"x24" ROD

8 mm 0.32 in

9263

MARBELLOUS

RTF = Retificado
RTF = Rectified

DOLOMITE BIANCO



DOLOMITE BIANCO | 30x60 cm 12"x24" | 9070

EMBALAGENS E PESOS PACKING AND WEIGHTS EMB001 Rev 91/1122

Formato Size	Caixa Box			Paleta Pallet					
	Pcs. Stk.	m ² / m	kg	Caixa / Paleta Box / Pallet	m ²	Net. kg	Brut. kg	cm	
PAVIMENTO FLOOR TILES									
Natural Natural	60x60x0,8 cm RTF 598x598 mm	4	1,4400 m ²	25,92	32	46,0800	829	854	120x80x74
	60x60x0,8 cm	4	1,4400 m ²	24,94	32	46,0800	798	823	120x80x74
	30x60x0,8 cm	7	1,2600 m ²	21,79	40	50,4000	872	897	120x80x75
	M30x30x0,8 cm	14	1,2600 m ²	22,80	46	57,96	1.049	1.074	120x80x73
M10x30x0,8 cm	42	1,2600 m ²	20,93	48	60,4800	1.005	1.030	120x80x73	
Mosaico Mureto Mosaic Mureto	32,5x60x0,8 cm	6	1,3380 m ²	24,10					
Mosaico 36 Mosaic 36	33x33x0,8 cm	9	0,9801 m ²	16,60					
Mosaico HEX Reg. Mosaic HEX Reg.	33x30x0,8 cm	9	0,8140 m ²	12,50					
Mosaico Irregular Mosaic Irregular	30x30x0,8 cm	10	0,9000 m ²	16,00					
Mosaico Bloco 12 Mosaic Block 12	27x30x0,8 cm	9	0,7290 m ²	11,20					
Rodapé Bullnose	8x60x0,8 cm ROD	22	13,2000 m	19,61					



MARFIL

4 FORMATOS REVESTIMENTO
WALL TILES SIZES

5 ESTRUTURAS
STRUCTURES

4 FORMATOS PAVIMENTO
FLOOR TILES SIZES


4 MOSAICOS
MOSAICS

**Detalhes naturais
para uma solução que interpreta
o luxo do mármore
de forma sofisticada.**

Natural details
for a solution that interprets
the luxury of marble
in a sophisticated way.

MARFIL
30×90 cm RTF 12"×35" RTF | 16051
60×60 cm RTF 24"×24" RTF | 9261
Mosaico Bloco Mosaic Block | 27×30 cm RTF 11"×12" RTF | 9261/412

MARBLE
EFFECT

COLEÇÕES COLLECTIONS
LUXURY · MARBELLOUS · **MARFIL**

30×90 cm RTF 12"×35" RTF


10 mm 0.39 in

 16051 **MARBELLOUS**


 23 VARIAÇÕES GRÁFICAS
23 GRAPHIC VARIATIONS

30×90 cm RTF 12"×35" RTF


10 mm 0.39 in

 16051/450 **MARBELLOUS**
MISTRAL

30×90 cm RTF 12"×35" RTF

10 mm 0.39 in

 16051/550 **MARBELLOUS**
WIND

30×90 cm RTF 12"×35" RTF

10 mm 0.39 in

 16051/650 **MARBELLOUS**
LEAF

M25×75 cm 10"×30"


9 mm 0.35 in

 6095 **LUXURY**

 21 VARIAÇÕES GRÁFICAS
21 GRAPHIC VARIATIONS

M25×75 cm 10"×30"

9 mm 0.35 in

 6095/400 **LUXURY**
WAVE

M25×55 cm 10"×22"

8 mm 0.32 in

 6095 **LUXURY**

 26 VARIAÇÕES GRÁFICAS
26 GRAPHIC VARIATIONS

M25×55 cm 10"×22"

8 mm 0.32 in

 6095/400 **LUXURY**
WAVE
RODAPÉ BULLNOSE

7,5×25 cm 3"×10" 8 mm 0.32 in

 6095/050 **LUXURY**

 RTF = Retificado
RTF = Rectified

QUARTER ROUND QUARTER ROUND

3×25 cm 1.18"×10" 8 mm 0.32 in

 6095/080 **LUXURY**
ÂNGULO QUARTER ROUND
QUARTER ROUND ANGLE

3×3 cm 1.18"×1.18" 8 mm 0.32 in

 6095/090 **LUXURY**
MARFIL


MARFIL 30 × 90 cm RTF 12" × 35" | 16051



EMBALAGENS E PESOS PACKING AND WEIGHTS

EMB001 Rev 91/1122

Formato Size	Caixa Box			Paleta Pallet				
	Pcs. Stk.	m ² / m	kg	Caixa / Paleta Box / Pallet	m ²	Net. kg	Brut. kg	cm
REVESTIMENTO WALL TILES								
30×90×1 cm RTF 298×898 mm	4	1,0800 m ²	19,25	48	51,8400	924	949	120×100×85
M25×75×0,9 cm	7	1,3125 m ²	21,00	42	55,125	882	907	120×80×90
M25×55×0,8 cm	10	1,3750 m ²	18,29	48	66,0000	878	903	120×80×90
M10×30×0,8 cm	30	0,9000 m ²	11,52	88	79,2000	1.014	1.039	120×80×93
Mistral · Wind · Leaf	30×90×1 cm RTF 298×898 mm	4	1,0800 m ²	19,25				
Wave	M25×75×0,9 cm	7	1,3125 m ²	21,00				
Wave	M25×55×0,8 cm	10	1,3750 m ²	18,90				
Rodapé Bullnose	7,5×25×0,8 cm	44	11,0000 m	11,04				
Quarter Round Quarter Round	3×25×0,8 cm	12	3,0000 m	1,23				
Ângulo Quarter Round Q. R. Angle	3×3×0,8 cm	4	-	0,07				

MARBLE EFFECT

COLEÇÕES COLLECTIONS
BERNINI · LUXURY · MARBELLOUS



60x60 cm RTF 24"x24" RTF
8 mm 0.32 in

60x60 cm 24"x24"
8 mm 0.32 in

30x60 cm 12"x24"
8 mm 0.32 in

M30x30 cm 12"x12"
8 mm 0.32 in

M10x30 cm 4"x12"
8 mm 0.32 in

9261 **MARBELLOUS** 15 VARIAÇÕES GRÁFICAS 15 GRAPHIC VARIATIONS
9261 **MARBELLOUS**
8882 **BERNINI** 22 VARIAÇÕES GRÁFICAS 22 GRAPHIC VARIATIONS
9261 **MARBELLOUS** 33 VARIAÇÕES GRÁFICAS 33 GRAPHIC VARIATIONS
8882 **BERNINI** 35 VARIAÇÕES GRÁFICAS 35 GRAPHIC VARIATIONS

MOSAICO 36
MOSAIC 36



33x33 cm 13"x13"
8 mm 0.32 in

LUXURY

8882/640

MOSAICO HEX
MOSAIC HEX



37x33 cm 15"x13"
8 mm 0.32 in

BERNINI

8882/820

MOSAICO HEX REGULAR
MOSAIC HEX REGULAR



33x30 cm 13"x12"
8 mm 0.32 in

BERNINI

8882/720

MOSAICO BLOCO 12
MOSAIC BLOCK 12



27x30 cm 11"x12"
8 mm 0.32 in

MARBELLOUS

9261/412

RÓDAPÉ
BULLNOSE



8x60 cm ROD 3.15"x24" ROD
8 mm 0.32 in

MARBELLOUS


9261

EMBALAGENS E PESOS PACKING AND WEIGHTS

EMB001 Rev 91/1122

Formato Size	Caixa Box			Paleta Pallet					
	Pcs. Stk.	m ² / m	kg	Caixa / Paleta Box / Pallet	m ²	Net. kg	Brut. kg	cm	
PAVIMENTO FLOOR TILES									
Natural Natural	60x60x0,8 cm RTF 598x598 mm	4	1,4400 m ²	25,92	32	46,0800	829	854	120x80x74
	60x60x0,8 cm	4	1,4400 m ²	24,94	32	46,0800	798	823	120x80x74
	30x60x0,8 cm	7	1,2600 m ²	21,79	40	50,4000	872	897	120x80x75
	M30x30x0,8 cm	14	1,2600 m ²	22,80	46	57,96	1.049	1.074	120x80x73
	M10x30x0,8 cm	42	1,2600 m ²	20,93	48	60,4800	1.005	1.030	120x80x73
Mosaico 36 Mosaic 36	33x33x0,8 cm	9	0,9801 m ²	16,60					
Mosaico HEX Mosaic HEX	37x33x0,8 cm	11	1,3870 m ²	13,20					
Mosaico HEX Reg. Mosaic HEX Reg.	33x30x0,8 cm	9	0,8140 m ²	12,50					
Mosaico Bloco 12 Mosaic Block 12	27x30x0,8 cm	9	0,7290 m ²	11,20					
Rodapé Bullnose	8x60x0,8 cm ROD	22	13,2000 m	19,61					

RTF = Retificado
RTF = Rectified



MARFIL

MARFIL | 30x60 cm 12"x24" | 8882



ONYX

WHITE CLOUD

3 FORMATOS REVESTIMENTO
WALL TILES SIZES

3 ESTRUTURAS
STRUCTURES

4 FORMATOS PAVIMENTO
FLOOR TILES SIZES

2 MOSAICOS
MOSAICS

**Mármore repleto de personalidade,
com elegantes e marcantes veios
que percorrem a superfície cerâmica.**

Marble full of personality,
with elegant and eye-catching veins
that go through the ceramic surface.

ONYX - WHITE CLOUD


30x90 cm RTF 12"x35" RTF | 16083

M 10x30 cm 4"x12" | 16083

30x60 cm 12"x24" | 9423

MARBLE EFFECT

COLEÇÕES COLLECTIONS
SPLENDOR WHITE CLOUD



30x90 cm RTF 12"×35" RTF
10 mm 0.39 in

16083 **SPLENDOR**

22 VARIAÇÕES GRÁFICAS
22 GRAPHIC VARIATIONS



30x90 cm RTF 12"×35" RTF
10 mm 0.39 in

16083/450 **SPLENDOR**

MISTRAL



30x90 cm RTF 12"×35" RTF
10 mm 0.39 in

16083/650 **SPLENDOR**

LEAF



M25x55 cm 10"×22"
8 mm 0.32 in

16083 **SPLENDOR**

22 VARIAÇÕES GRÁFICAS
22 GRAPHIC VARIATIONS



M25x55 cm 10"×22"
8 mm 0.32 in

16083/500 **SPLENDOR**

ONDA



M10x30 cm 4"×12"
8 mm 0.32 in

16083 **SPLENDOR**

ATÉ 40 VARIAÇÕES GRÁFICAS
UP TO 40 GRAPHIC VARIATIONS

RODAPÉ BULLNOSE



7,5x25 cm 3"×10"
8 mm 0.32 in

16083/050 **SPLENDOR**



WHITE CLOUD | M25 x 55 cm 10" x 22" | 16083


RTF = Retificado
RTF = Rectified



60x60 cm RTF 24"×24" RTF
8 mm 0.32 in


9423 **SPLENDOR**

ATÉ 15 VARIAÇÕES GRÁFICAS
UP TO 15 GRAPHIC VARIATIONS



60x60 cm 24"×24"
8 mm 0.32 in


9423 **SPLENDOR**



30x60 cm 12"×24"
8 mm 0.32 in

9423 **SPLENDOR**

ATÉ 27 VARIAÇÕES GRÁFICAS
UP TO 27 GRAPHIC VARIATIONS



M30x30 cm 12"×12"
8 mm 0.32 in

9423 **SPLENDOR**

ATÉ 50 VARIAÇÕES GRÁFICAS
UP TO 50 GRAPHIC VARIATIONS

MOSAICO 36
MOSAIC 36



33x33 cm 13"×13"
8 mm 0.32 in

SPLENDOR

9423/640

MOSAICO HEX REGULAR
MOSAIC HEX REGULAR



33x30 cm 13"×12"
8 mm 0.32 in

SPLENDOR

9423/720

RODAPÉ BULLNOSE



M10x30 cm 4"×12"
8 mm 0.32 in

SPLENDOR

9423/050

EMBALAGENS E PESOS PACKING AND WEIGHTS

EMB001 Rev 91/1122

Formato Size	Caixa Box			Paleta Pallet				
	Pcs. Stk.	m ² / m	kg	Caixa / Paleta Box / Pallet	m ²	Net. kg	Brut. kg	cm
REVESTIMENTO WALL TILES								
30x90x1 cm RTF 298x898 mm	4	1,0800 m ²	19,25	48	51,8400	924	949	120x100x85
M25x55x0,8 cm	10	1,3750 m ²	18,29	48	66,0000	878	903	120x80x90
M10x30x0,8 cm	30	0,9000 m ²	11,52	88	79,2000	1.014	1.039	120x80x93
Mistral - Leaf								
30x90x1 cm RTF 298x898 mm	4	1,0800 m ²	19,25					
Onda								
M25x55x0,8 cm	10	1,3750 m ²	18,90					
Rodapé Bullnose								
7,5x25x0,8 cm	44	11,0000 m	11,04					
PAVIMENTO FLOOR TILES								
60x60x0,8 cm RTF 598x598 mm	4	1,4400 m ²	25,92	32	46,0800	829	854	120x80x74
Natural Natural								
60x60x0,8 cm	4	1,4400 m ²	24,94	32	46,0800	798	823	120x80x74
30x60x0,8 cm	7	1,2600 m ²	21,79	40	50,4000	872	897	120x80x75
M30x30x0,8 cm	14	1,2600 m ²	22,80	46	57,96	1.049	1.074	120x80x73
Mosaico 36 Mosaic 36								
33x33x0,8 cm	9	0,9801 m ²	16,60					
Mosaico HEX Reg. Mosaic HEX Reg.								
33x30x0,8 cm	9	0,8140 m ²	12,50					
Rodapé Bullnose								
M10x30x0,8 cm	42	12,6000 m	19,61					



ONYX

ONICE BIANCO

4 FORMATOS REVESTIMENTO
WALL TILES SIZES

4 ESTRUTURAS
STRUCTURES

5 FORMATOS PAVIMENTO
FLOOR TILES SIZES

5 MOSAICOS
MOSAICS

**A delicada renovação temporal,
a beleza da idade e a serenidade
para além do tempo!**

Presents the smoothness of a long time
changing, the beauty of the age
and the serenity beyond time!

ONYX ONICE BIANCO

30×90 cm RTF 12"×35" RTF | 16054

30×90 cm RTF 12"×35" RTF | Mistral | 16054/450

60×60 cm RTF 24"×24" RTF | 9264

MARBLE EFFECT

COLEÇÕES COLLECTIONS
GLAM · MARBELLOUS ONICE BIANCO



30x90 cm RTF 12"x35" RTF

± 10 mm 0.39 in

16054

MARBELLOUS

27 VARIAÇÕES GRÁFICAS
27 GRAPHIC VARIATIONS



30x90 cm RTF 12"x35" RTF

± 10 mm 0.39 in

16054/450

MISTRAL

MARBELLOUS



30x90 cm RTF 12"x35" RTF

± 10 mm 0.39 in

16054/650

LEAF

MARBELLOUS



30x90 cm RTF 12"x35" RTF

± 10 mm 0.39 in

16054/550

WIND

MARBELLOUS



M25x75 cm 10"x30"

± 9 mm 0.35 in

4101

GLAM

31 VARIAÇÕES GRÁFICAS
31 GRAPHIC VARIATIONS



M25x75 cm 10"x30"

± 9 mm 0.35 in

4101/500

ONDA

GLAM

RODAPÉ BULLNOSE

7,5x25 cm 3"x10"

± 8 mm 0.32 in

4101/050

GLAM

QUARTER ROUND QUARTER ROUND

3x25 cm 1.18"x10"

± 8 mm 0.32 in

4101/080

GLAM



M25x55 cm 10"x22"

± 8 mm 0.32 in

4101

GLAM

31 VARIAÇÕES GRÁFICAS
31 GRAPHIC VARIATIONS



M25x55 cm 10"x22"

± 8 mm 0.32 in

4101/500

ONDA

GLAM



M10x30 cm 4"x12"

± 8 mm 0.32 in

16054

MARBELLOUS


ATÉ 29 VARIAÇÕES GRÁFICAS
UP TO 29 GRAPHIC VARIATIONS

EMBALAGENS E PESOS PACKING AND WEIGHTS

EMB001 Rev 91/1122

Formato Size	Caixa Box			Paleta Pallet				
	Pcs. Stk.	m ² / m	kg	Caixa / Paleta Box / Pallet	m ²	Net. kg	Brut. kg	cm
REVESTIMENTO WALL TILES								
30x90x1 cm RTF 298x898 mm	4	1,0800 m ²	19,25	48	51,8400	924	949	120x100x85
M25x75x0,9 cm	7	1,3125 m ²	21,00	42	55,125	882	907	120x80x90
M25x55x0,8 cm	10	1,3750 m ²	18,29	48	66,0000	878	903	120x80x90
M10x30x0,8 cm	30	0,9000 m ²	11,52	88	79,2000	1.014	1.039	120x80x93
Mistral · Wind · Leaf	30x90x1 cm RTF 298x898 mm	4	1,0800 m ²	19,25				
Onda	M25x75x0,9 cm	7	1,3125 m ²	21,00				
Onda	M25x55x0,8 cm	10	1,3750 m ²	18,90				
Rodapé Bullnose	7,5x25x0,8 cm	44	11,0000 m	11,04				
Quarter Round Quarter Round	3x25x0,8 cm	12	3,0000 m	1,23				

RTF = Retificado
RTF = Rectified




60x60 cm RTF 24"x24" RTF

± 8 mm 0.32 in

9264

MARBELLOUS

22 VARIAÇÕES GRÁFICAS
22 GRAPHIC VARIATIONS



60x60 cm 24"x24"

± 8 mm 0.32 in

9264

MARBELLOUS



30x60 cm 12"x24"

± 8 mm 0.32 in

9071

GLAM

23 VARIAÇÕES GRÁFICAS
23 GRAPHIC VARIATIONS



M30x30 cm 12"x12"

± 8 mm 0.32 in

9264

MARBELLOUS

86 VARIAÇÕES GRÁFICAS
86 GRAPHIC VARIATIONS



M10x30 cm 4"x12"


± 8 mm 0.32 in

9071

GLAM

44 VARIAÇÕES GRÁFICAS
44 GRAPHIC VARIATIONS

MOSAICO MURETO
MOSAIC MURETO



32,5x60 cm 13"x24"

± 8 mm 0.32 in

9071/012

GLAM

RODAPÉ BULLNOSE

8x60 cm ROD
3.15"x24" ROD

± 8 mm 0.32 in

9264

MARBELLOUS

MOSAICO 36
MOSAIC 36



33x33 cm 13"x13"

± 8 mm 0.32 in

9264/640

MARBELLOUS

MOSAICO HEX REGULAR
MOSAIC HEX REGULAR



33x30 cm 13"x12"

± 8 mm 0.32 in

9264/720

MARBELLOUS

MOSAICO IRREGULAR
MOSAIC IRREGULAR




30x30 cm 12"x12"

± 8 mm 0.32 in

9071/920

GLAM

MOSAICO BLOCO 12
MOSAIC BLOCK 12



27x30 cm 11"x12"

± 8 mm 0.32 in

9264/412

MARBELLOUS

EMBALAGENS E PESOS PACKING AND WEIGHTS

EMB001 Rev 91/1122

Formato Size	Caixa Box			Paleta Pallet					
	Pcs. Stk.	m ² / m	kg	Caixa / Paleta Box / Pallet	m ²	Net. kg	Brut. kg	cm	
PAVIMENTO FLOOR TILES									
Natural Natural	60x60x0,8 cm RTF 598x598 mm	4	1,4400 m ²	25,92	32	46,0800	829	854	120x80x74
	60x60x0,8 cm	4	1,4400 m ²	24,94	32	46,0800	798	823	120x80x74
	30x60x0,8 cm	7	1,2600 m ²	21,79	40	50,4000	872	897	120x80x75
	M30x30x0,8 cm	14	1,2600 m ²	22,80	46	57,96	1.049	1.074	120x80x73
Mosaico Mureto Mosaic Mureto	M10x30x0,8 cm	42	1,2600 m ²	20,93	48	60,4800	1.005	1.030	120x80x73
	32,5x60x0,8 cm	6	1,3380 m ²	24,10					
	Mosaico 36 Mosaic 36	33x33x0,8 cm	9	0,9801 m ²	16,60				
	Mosaico HEX Reg. Mosaic HEX Reg.	33x30x0,8 cm	9	0,8140 m ²	12,50				
	Mosaico Irregular Mosaic Irregular	30x30x0,8 cm	10	0,9000 m ²	16,00				
Mosaico Bloco 12 Mosaic Block 12	27x30x0,8 cm	9	0,7290 m ²	11,20					
Rodapé Bullnose	8x60x0,8 cm ROD	22	13,2000 m	19,61					



ONYX ÓNIX BRANCO

3 FORMATOS REVESTIMENTO
WALL TILES SIZES

3 ESTRUTURAS
STRUCTURES

4 FORMATOS PAVIMENTO
FLOOR TILES SIZES

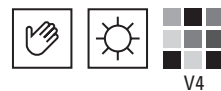
2 MOSAICOS
MOSAICS

**Um mármore com leves veios
torna-se o perfeito exemplo
de sofisticação e requinte.**

A marble with light veins becomes
the perfect example of sophistication
and refinement.

MARBLE EFFECT

COLEÇÕES COLLECTIONS
PURE **ÔNIX BRANCO** ONYX WHITE



30x90 cm RTF 12"x35" RTF

± 10 mm 0.39 in

16063

22 VARIAÇÕES GRÁFICAS
 22 GRAPHIC VARIATIONS

PURE



30x90 cm RTF 12"x35" RTF

± 10 mm 0.39 in

16063/450

MISTRAL

PURE



30x90 cm RTF 12"x35" RTF

± 10 mm 0.39 in

16063/650

LEAF

PURE



M25x55 cm 10"x22"

± 8 mm 0.32 in

16063

22 VARIAÇÕES GRÁFICAS
 22 GRAPHIC VARIATIONS

PURE



M25x55 cm 10"x22"

± 8 mm 0.32 in

16063/500

ONDA

PURE



M 10x30 cm 4"x12"

± 8 mm 0.32 in

16063

ATÉ 40 VARIAÇÕES GRÁFICAS
 UP TO 40 GRAPHIC VARIATIONS

PURE

RODAPÉ BULLNOSE



7,5x25 cm 3"x10"

± 8 mm 0.32 in


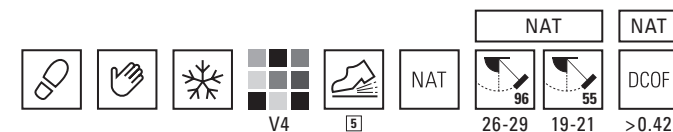
16063/050

PURE



ONYX ÔNIX BRANCO | M25x55cm 12"x22" | 16063

RTF = Retificado
 RTF = Rectified



60x60 cm 24"x24"

± 8 mm 0.32 in

8953

15 VARIAÇÕES GRÁFICAS
 15 GRAPHIC VARIATIONS

PURE



30x60 cm 12"x24"

± 8 mm 0.32 in

8953

60 VARIAÇÕES GRÁFICAS
 60 GRAPHIC VARIATIONS

PURE



M30x30 cm 12"x12"

± 8 mm 0.32 in

8953

33 VARIAÇÕES GRÁFICAS
 33 GRAPHIC VARIATIONS

PURE



M10x30 cm 4"x12"


± 8 mm 0.32 in

8953

ATÉ 40 VARIAÇÕES GRÁFICAS
 UP TO 40 GRAPHIC VARIATIONS

PURE

MOSAICO 36
 MOSAIC 36




33x33 cm 13"x13"

± 8 mm 0.32 in

PURE

8953/640

MOSAICO HEX REGULAR
 MOSAIC HEX REGULAR



33x30 cm 13"x12"

± 8 mm 0.32 in

PURE

8953/720

RODAPÉ BULLNOSE



M 10x30 cm 4"x12"

± 8 mm 0.32 in

8953/050

PURE

EMBALAGENS E PESOS PACKING AND WEIGHTS

EMB001 Rev 91/1122

Formato Size	Caixa Box			Paleta Pallet				
	Pcs. Stk.	m ² / m	kg	Caixa / Paleta Box / Pallet	m ²	Net. kg	Brut. kg	cm
REVESTIMENTO WALL TILES								
30x90x1 cm RTF 298x898 mm	4	1,0800 m ²	19,25	48	51,8400	924	949	120x100x85
M25x55x0,8 cm	10	1,3750 m ²	18,29	48	66,0000	878	903	120x80x90
M10x30x0,8 cm	30	0,9000 m ²	11,52	88	79,2000	1.014	1.039	120x80x93
Mistral - Leaf								
30x90x1 cm RTF 298x898 mm	4	1,0800 m ²	19,25					
Onda								
M25x55x0,8 cm	10	1,3750 m ²	18,90					
Rodapé Bullnose								
7,5x25x0,8 cm	44	11,0000 m	11,04					
PAVIMENTO FLOOR TILES								
60x60x0,8 cm	4	1,4400 m ²	24,94	32	46,0800	798	823	120x80x74
Natural Natural								
30x60x0,8 cm	7	1,2600 m ²	21,79	40	50,4000	872	897	120x80x75
M30x30x0,8 cm	14	1,2600 m ²	22,80	46	57,96	1.049	1.074	120x80x73
M10x30x0,8 cm	42	1,2600 m ²	20,93	48	60,4800	1.005	1.030	120x80x73
Mosaico 36 Mosaic 36								
33x33x0,8 cm	9	0,9801 m ²	16,60					
Mosaico HEX Reg. Mosaic HEX Reg.								
33x30x0,8 cm	9	0,8140 m ²	12,50					
Rodapé Bullnose								
M10x30x0,8 cm	42	12,6000 m	19,61					



AMANI

4 CORES
COLLOURS

4 FORMATOS REVESTIMENTO
WALL TILES SIZES

5 ESTRUTURAS
STRUCTURES

4 FORMATOS PAVIMENTO
FLOOR TILES SIZES

4 MOSAICOS
MOSAICS

**Esteticamente belo
e design intemporal!**

Beautiful aesthetically
and timeless design!

AMANI

PRATA SILVER | M 10x30 cm 4"x12" | 9115


AREIA CLARO LIGHT SAND | 30x60 cm 12"x24" | 9113

MARBLE EFFECT

COLEÇÕES COLLECTIONS PORTO



AREIA CLARO LIGHT SAND



M 25x55 cm 10"x22"

± 8 mm 0.32 in

6132 PORTO

ATÉ 14 VARIAÇÕES GRÁFICAS UP TO 14 GRAPHIC VARIATIONS



M 25x55 cm 10"x22"

± 8 mm 0.32 in

6132/500 PORTO ONDA

BRANCO WHITE



M 25x55 cm 10"x22"

± 8 mm 0.32 in

6133 PORTO

ATÉ 14 VARIAÇÕES GRÁFICAS UP TO 14 GRAPHIC VARIATIONS



M 25x55 cm 10"x22"

± 8 mm 0.32 in

6133/500 PORTO ONDA

PRATA SILVER

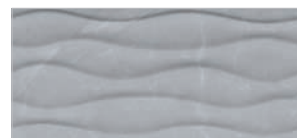


M 25x55 cm 10"x22"

± 8 mm 0.32 in

6134 PORTO

ATÉ 14 VARIAÇÕES GRÁFICAS UP TO 14 GRAPHIC VARIATIONS



M 25x55 cm 10"x22"

± 8 mm 0.32 in

6134/500 PORTO ONDA

RODAPÉ BULLNOSE



7,5x25 cm 3"x10"

± 8 mm 0.32 in

6132/050 PORTO

RODAPÉ BULLNOSE



7,5x25 cm 3"x10"

± 8 mm 0.32 in

6133/050 PORTO

RODAPÉ BULLNOSE




7,5x25 cm 3"x10"

± 8 mm 0.32 in

6134/050 PORTO



AMANI




30x60 cm 12"x24"

± 8 mm 0.32 in

9113 PORTO

12 VARIAÇÕES GRÁFICAS 12 GRAPHIC VARIATIONS



M 30x30 cm 12"x12"

± 8 mm 0.32 in

9113 PORTO

24 VARIAÇÕES GRÁFICAS 24 GRAPHIC VARIATIONS



M 10x30 cm 4"x12"

± 8 mm 0.32 in

9113 PORTO

72 VARIAÇÕES GRÁFICAS 72 GRAPHIC VARIATIONS

MOSAICO 36 MOSAIC 36



33x33 cm 13"x13"

± 8 mm 0.32 in

9113/640 PORTO

RODAPÉ BULLNOSE

M 10x30 cm 4"x12"

± 8 mm 0.32 in

9113/050 PORTO



30x60 cm 12"x24"

± 8 mm 0.32 in

9114 PORTO

12 VARIAÇÕES GRÁFICAS 12 GRAPHIC VARIATIONS



M 30x30 cm 12"x12"

± 8 mm 0.32 in

9114 PORTO

24 VARIAÇÕES GRÁFICAS 24 GRAPHIC VARIATIONS



M 10x30 cm 4"x12"

± 8 mm 0.32 in

9114 PORTO

72 VARIAÇÕES GRÁFICAS 72 GRAPHIC VARIATIONS

MOSAICO 36 MOSAIC 36



33x33 cm 13"x13"

± 8 mm 0.32 in

9114/640 PORTO

RODAPÉ BULLNOSE

M 10x30 cm 4"x12"

± 8 mm 0.32 in

9114/050 PORTO



30x60 cm 12"x24"

± 8 mm 0.32 in

9115 PORTO

12 VARIAÇÕES GRÁFICAS 12 GRAPHIC VARIATIONS



M 30x30 cm 12"x12"

± 8 mm 0.32 in

9115 PORTO

24 VARIAÇÕES GRÁFICAS 24 GRAPHIC VARIATIONS




M 10x30 cm 4"x12"

± 8 mm 0.32 in

9115 PORTO

72 VARIAÇÕES GRÁFICAS 72 GRAPHIC VARIATIONS

MOSAICO 36 MOSAIC 36



33x33 cm 13"x13"

± 8 mm 0.32 in

9115/640 PORTO

RODAPÉ BULLNOSE

M 10x30 cm 4"x12"

± 8 mm 0.32 in

9115/050 PORTO

MARBLE
EFFECT


COLEÇÕES COLLECTIONS
PORTO

CINZA AÇO STEEL GREY

M 25×55 cm 10"×22"

8 mm 0.32 in

6138

PORTO
ATÉ 14 VARIAÇÕES GRÁFICAS
UP TO 14 GRAPHIC VARIATIONS

M 25×55 cm 10"×22"

8 mm 0.32 in

ONDA

6138/500

PORTO
RODAPÉ
BULLNOSE

7,5×25 cm 3"×10"

8 mm 0.32 in

6138/050

PORTO

AMANI | CINZA AÇO STEEL GREY | **M 25×55 cm** 10"×22" | 6138

AMANI

30×60 cm 12"×24"

8 mm 0.32 in

9119

PORTO
12 VARIAÇÕES GRÁFICAS
12 GRAPHIC VARIATIONS

M 30×30 cm 12"×12"

8 mm 0.32 in

9119


PORTO
24 VARIAÇÕES GRÁFICAS
24 GRAPHIC VARIATIONS

M 10×30 cm 4"×12"

8 mm 0.32 in

9119

PORTO
72 VARIAÇÕES GRÁFICAS
72 GRAPHIC VARIATIONS

MOSAICO 36
MOSAIC 36

33×33 cm 13"×13"

8 mm 0.32 in

9119/640

PORTO
9119/640
RODAPÉ
BULLNOSE

M 10×30 cm 4"×12"

8 mm 0.32 in

9119/050

PORTO

AMANI | CINZA AÇO STEEL GREY | **30×60 cm** 12"×24" | 9119


EMBALAGENS E PESOS \ PACKING AND WEIGHTS

EMB001 Rev 91/1122

Formato Size	Caixa Box			Paleta Pallet					
	Pcs. Stk.	m ² / m	kg	Caixa / Paleta Box / Pallet	m ²	Net. kg	Brut. kg	cm	
REVESTIMENTO WALL TILES									
M25×55×0,8cm	10	1,3750 m ²	18,29	48	66,0000	878	903	120×80×90	
Onda M25×55×0,8cm	10	1,3750 m ²	18,90						
Rodapé Bullnose 7,5×25×0,8cm	44	11,0000 m	11,04						
PAVIMENTO FLOOR TILES									
30×60×0,8 cm	7	1,2600 m ²	21,79	40	50,4000	872	897	120×80×75	
Natural Natural M30×30×0,8cm	14	1,2600 m ²	22,80	46	57,96	1.049	1.074	120×80×73	
M10×30×0,8 cm	42	1,2600 m ²	20,93	48	60,4800	1.005	1.030	120×80×73	
Mosaico 36 Mosaic 36 33×33×0,8cm	9	0,9801m ²	16,60						
Rodapé Bullnose M10×30×0,8cm	42	12,60 m	23,00						

MARBLE
EFFECT

COLEÇÕES COLLECTIONS
GLAM **AMANI GREY**



M 25×75 cm 10"×30"

9 mm 0.35 in

4105

GLAM

24 VARIAÇÕES GRÁFICAS
24 GRAPHIC VARIATIONS

M 25×55 cm 10"×22"

8 mm 0.32 in

4105

GLAM

32 VARIAÇÕES GRÁFICAS
32 GRAPHIC VARIATIONS

M 25×55 cm 10"×22"

8 mm 0.32 in

4105/500

GLAM

ONDA

RODAPÉ
BULLNOSE

7,5×25 cm 3"×10"

8 mm 0.32 in

4105/050

GLAM

QUARTER ROUND
QUARTER ROUND

3×25 cm 1.18"×10"

8 mm 0.32 in

4105/080


GLAM



AMANI GREY | M 25×55 cm 10"×22" | 4105
AMANI GREY | 30×30 cm 12"×12" | Mosaico Mosaic · Irregular | 9075/920



AMANI GREY



30×60 cm 12"×24"

8 mm 0.32 in

9075

GLAM

25 VARIAÇÕES GRÁFICAS
25 GRAPHIC VARIATIONS



M 10×30 cm 4"×12"

8 mm 0.32 in

9075

GLAM

113 VARIAÇÕES GRÁFICAS
113 GRAPHIC VARIATIONS

MOSAICO MURETO
MOSAIC MURETO



32,5×60 cm 13"×24"

8 mm 0.32 in

9075/012

MOSAICO 36
MOSAIC 36




33×33 cm 13"×13"

8 mm 0.32 in

9075/640

MOSAICO HEX REGULAR
MOSAIC HEX REGULAR




33×30 cm 13"×12"

8 mm 0.32 in

9075/720

MOSAICO IRREGULAR
MOSAIC IRREGULAR



30×30 cm 12"×12"

8 mm 0.32 in

9075/920

GLAM

EMBALAGENS E PESOS \ PACKING AND WEIGHTS

EMB001 Rev 91/1122

Formato Size	Caixa Box			Paleta Pallet				
	Pcs. Stk.	m ² / m	kg	Caixa / Paleta Box / Pallet	m ²	Net. kg	Brut. kg	cm
REVESTIMENTO WALL TILES								
M 25×75×0,9 cm	7	1,3125 m ²	21,00	42	55,125	882	907	120×80×90
M 25×55×0,8 cm	10	1,3750 m ²	18,29	48	66,0000	878	903	120×80×90
Onda M 25×55×0,8 cm	10	1,3750 m ²	18,90					
Rodapé Bullnose 7,5×25×0,8 cm	44	11,0000 m	11,04					
Quarter Round Quarter Round 3×25×0,8 cm	12	3,0000 m	1,23					
PAVIMENTO FLOOR TILES								
Natural Natural 30×60×0,8 cm	7	1,2600 m ²	21,79	40	50,4000	872	897	120×80×75
M 10×30×0,8 cm	42	1,2600 m ²	20,93	48	60,4800	1.005	1.030	120×80×73
Mosaico Mureto Mosaic Mureto 32,5×60×0,8 cm	6	1,3380 m ²	24,10					
Mosaico 36 Mosaic 36 33×33×0,8 cm	9	0,9801 m ²	16,60					
Mosaico HEX Reg. Mosaic HEX Reg. 33×30×0,8 cm	9	0,8140 m ²	12,50					
Mosaico Irregular Mosaic Irregular 30×30×0,8 cm	10	0,9000 m ²	16,00					



CARRARA BIANCO

2 FORMATOS REVESTIMENTO
WALL TILES SIZE

2 ESTRUTURAS
STRUCTURES

3 FORMATOS PAVIMENTO
FLOOR TILES SIZES

3 MOSAICOS
MOSAICS

O luxo e a simplicidade do mármore.

The luxury and simplicity of marble.

CARRARA BIANCO

M25x55 cm 10"x22" | 6148

30x60 cm 12"x24" | 9172

M25x55 cm 10"x22" | Onda | 6148/500

33x33 cm 13"x13" | Mosaico Mosaic - 36 | 9172/640

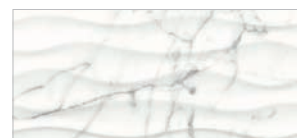
MARBLE
EFFECT

COLEÇÕES COLLECTIONS
CAVA CINZA GREY

M 25×55 cm 10"×22"

8 mm 0.32 in

6148

 12 VARIAÇÕES GRÁFICAS
12 GRAPHIC VARIATIONS

M 25×55 cm 10"×22"

8 mm 0.32 in

6148/500

ONDA
M 25×55 cm 10"×22"

8 mm 0.32 in

6148/400

WAVE
RODAPÉ
BULLNOSE

7,5×25 cm 3"×10"

8 mm 0.32 in

6148/050


M 10×30 cm 4"×12"

8 mm 0.32 in

6148

 36 VARIAÇÕES GRÁFICAS
36 GRAPHIC VARIATIONS

CARRARA BIANCO | **M 30×30 cm** 12"×12" | 9172
CARRARA BIANCO | **Mosaico 36** Mosaic 36 | **33×33 cm** 13"×13" | 9172/640

30×60 cm 12"×24"

8 mm 0.32 in

9172

 25 VARIAÇÕES GRÁFICAS
25 GRAPHIC VARIATIONS

M 30×30 cm 12"×12"

8 mm 0.32 in

9172

 50 VARIAÇÕES GRÁFICAS
50 GRAPHIC VARIATIONS

M 10×30 cm 4"×12"

8 mm 0.32 in

9172

 113 VARIAÇÕES GRÁFICAS
113 GRAPHIC VARIATIONS

RODAPÉ
BULLNOSE

M 10×30 cm 4"×12"

8 mm 0.32 in


9172/050

MOSAICO 36
MOSAIC 36

33×33 cm 13"×13"


8 mm 0.32 in

9172/640

MOSAICO HEX REGULAR
MOSAIC HEX REGULAR

33×30 cm 13"×12"

8 mm 0.32 in

9172/720

MOSAICO IRREGULAR
MOSAIC IRREGULAR

30×30 cm 12"×12"

8 mm 0.32 in

9172/920

EMBALAGENS E PESOS \ PACKING AND WEIGHTS

EMB001 Rev 91/1122

Formato Size	Caixa Box			Paleta Pallet					
	Pcs. Stk.	m ² / m	kg	Caixa / Paleta Box / Pallet	m ²	Net. kg	Brut. kg	cm	
REVESTIMENTO WALL TILES									
M 25×55×0,8cm	10	1,3750 m ²	18,29	48	66,0000	878	903	120×80×90	
M 10×30×0,8cm	30	0,9000 m ²	11,52	88	79,2000	1.014	1.039	120×80×93	
Onda - Wave M 25×55×0,8cm	10	1,3750 m ²	18,90						
Rodapé Bullnose 7,5×25×0,8cm	44	11,0000 m	11,04						
PAVIMENTO FLOOR TILES									
Natural Natural 30×60×0,8 cm	7	1,2600 m ²	21,79	40	50,4000	872	897	120×80×75	
M 30×30×0,8 cm	14	1,2600 m ²	22,80	46	57,96	1.049	1.074	120×80×73	
M 10×30×0,8 cm	42	1,2600 m ²	20,93	48	60,4800	1.005	1.030	120×80×73	
Mosaico 36 Mosaic 36 33×33×0,8 cm	9	0,9801 m ²	16,60						
Mosaico HEX Reg. Mosaic HEX Reg. 33×30×0,8 cm	9	0,814 m ²	12,50						
Mosaico Irregular Mosaic Irregular 30×30×0,8 cm	10	0,90 m ²	16,00						
Rodapé Bullnose M 10×30×0,8 cm	42	12,60 m	21,65						



SILK GEORGETTE

4 CORES
COLOURS

1 FORMATO REVESTIMENTO
WALL TILES SIZE

2 ESTRUTURAS
STRUCTURES

3 FORMATOS PAVIMENTO
FLOOR TILES SIZES

3 MOSAICOS
MOSAICS

As suas ondulações únicas de diferentes sinuosidades conferem-lhe a aparência de um luxuoso tecido drapeado.

Its unique waves of different hues gives it the appearance of luxurious draped fabric.

SILK GEORGETTE

BRANCO WHITE | M 25x55 cm 10"x22" | 6142

PRATA SILVER | 33x30 cm 13"x12" | Mosaico Mosaic - HEX Regular | 9168/720

PRATA SILVER | M 30x30 cm 12"x12" | 9168

MARBLE EFFECT

COLEÇÕES COLLECTIONS
SILK



BRANCO WHITE



M 25x55 cm 10"x22"

8 mm 0.32 in

6142

ATÉ 14 VARIAÇÕES GRÁFICAS
UP TO 14 GRAPHIC VARIATIONS



M 25x55 cm 10"x22"

8 mm 0.32 in

6142/500

ONDA



M 25x55 cm 10"x22"

8 mm 0.32 in

6142/400

WAVE

RODAPÉ BULLNOSE



7,5x25 cm 3"x10"

8 mm 0.32 in

6142/050

CINZA CLARO LIGHT GREY



M 25x55 cm 10"x22"

8 mm 0.32 in

6144

ATÉ 14 VARIAÇÕES GRÁFICAS
UP TO 14 GRAPHIC VARIATIONS



M 25x55 cm 10"x22"

8 mm 0.32 in

6144/500

ONDA



M 25x55 cm 10"x22"

8 mm 0.32 in

6144/400

WAVE

RODAPÉ BULLNOSE



7,5x25 cm 3"x10"

8 mm 0.32 in

6144/050



SILK GEORGETTE



30x60 cm 12"x24"

8 mm 0.32 in

9165

12 VARIAÇÕES GRÁFICAS
12 GRAPHIC VARIATIONS



M 30x30 cm 12"x12"

8 mm 0.32 in

9165

24 VARIAÇÕES GRÁFICAS
24 GRAPHIC VARIATIONS



M 10x30 cm 4"x12"

8 mm 0.32 in

9165

72 VARIAÇÕES GRÁFICAS
72 GRAPHIC VARIATIONS

MOSAICO 36
MOSAIC 36



33x33 cm 13"x13"

8 mm 0.32 in

9165/640

MOSAICO HEX REGULAR
MOSAIC HEX REGULAR



33x30 cm 13"x12"

8 mm 0.32 in

9165/720

MOSAICO IRREGULAR
MOSAIC IRREGULAR



30x30 cm 12"x12"

8 mm 0.32 in

9165/920

RODAPÉ BULLNOSE

M 10x30 cm 4"x12"

8 mm 0.32 in

9165/050



30x60 cm 12"x24"

8 mm 0.32 in

9167

12 VARIAÇÕES GRÁFICAS
12 GRAPHIC VARIATIONS



M 30x30 cm 12"x12"

8 mm 0.32 in

9167

24 VARIAÇÕES GRÁFICAS
24 GRAPHIC VARIATIONS




M 10x30 cm 4"x12"

8 mm 0.32 in

9167

72 VARIAÇÕES GRÁFICAS
72 GRAPHIC VARIATIONS

MOSAICO 36
MOSAIC 36




33x33 cm 13"x13"

8 mm 0.32 in

9167/640

MOSAICO HEX REGULAR
MOSAIC HEX REGULAR



33x30 cm 13"x12"

8 mm 0.32 in

9167/720

MOSAICO IRREGULAR
MOSAIC IRREGULAR



30x30 cm 12"x12"

8 mm 0.32 in

9167/920

RODAPÉ BULLNOSE

M 10x30 cm 4"x12"

8 mm 0.32 in

9167/050



MARBLE
EFFECT

COLEÇÕES COLLECTIONS
SILK

BEGE BEIGE

M25x55 cm 10"x22"
8 mm 0.32 in

6143

ATÉ 14 VARIAÇÕES GRÁFICAS
UP TO 14 GRAPHIC VARIATIONS

M25x55 cm 10"x22"
8 mm 0.32 in **ONDA**

6143/500


M25x55 cm 10"x22"
8 mm 0.32 in **WAVE**

6143/400

PRATA SILVER

M25x55 cm 10"x22"
8 mm 0.32 in

6145

ATÉ 14 VARIAÇÕES GRÁFICAS
UP TO 14 GRAPHIC VARIATIONS

M25x55 cm 10"x22"
8 mm 0.32 in **ONDA**

6145/500


M25x55 cm 10"x22"
8 mm 0.32 in **WAVE**

6145/400

RODAPÉ
BULLNOSE

7,5x25 cm 3"x10"
8 mm 0.32 in

6143/050

RODAPÉ
BULLNOSE

7,5x25 cm 3"x10"
8 mm 0.32 in

6145/050

EMBALAGENS E PESOS \ PACKING AND WEIGHTS

EMB001 Rev 89/0622

Formato Size	Caixa Box			Paleta Pallet				
	Pcs. Stk.	m ² / m	kg	Caixa / Paleta Box / Pallet	m ²	Net. kg	Brut. kg	cm
REVESTIMENTO WALL TILES								
M25x55x0,8cm	10	1,3750 m ²	18,29	48	66,0000	878	903	120x80x90
Onda - Wave M25x55x0,8cm	10	1,3750 m ²	18,90					
Rodapé Bullnose 7,5x25x0,8cm	44	11,0000 m	11,04					


SILK GEORGETTE

30x60 cm 12"x24"
8 mm 0.32 in

9166

14 VARIAÇÕES GRÁFICAS
14 GRAPHIC VARIATIONS

M30x30 cm 12"x12"
8 mm 0.32 in

9166

28 VARIAÇÕES GRÁFICAS
28 GRAPHIC VARIATIONS

M10x30 cm 4"x12"
8 mm 0.32 in

9166

84 VARIAÇÕES GRÁFICAS
84 GRAPHIC VARIATIONS

RODAPÉ
BULLNOSE

M10x30 cm 4"x12"
8 mm 0.32 in

9166/050


30x60 cm 12"x24"
8 mm 0.32 in

9168

12 VARIAÇÕES GRÁFICAS
12 GRAPHIC VARIATIONS

M30x30 cm 12"x12"
8 mm 0.32 in


9168

24 VARIAÇÕES GRÁFICAS
24 GRAPHIC VARIATIONS

M10x30 cm 4"x12"
8 mm 0.32 in

9168

72 VARIAÇÕES GRÁFICAS
72 GRAPHIC VARIATIONS

MOSAICO 36
MOSAIC 36

33x33 cm 13"x13"
8 mm 0.32 in

9166/640

MOSAICO HEX REGULAR
MOSAIC HEX REGULAR

33x30 cm 13"x12"
8 mm 0.32 in

9166/720

MOSAICO IRREGULAR
MOSAIC IRREGULAR

30x30 cm 12"x12"
8 mm 0.32 in

9166/920

RODAPÉ
BULLNOSE

M10x30 cm 4"x12"
8 mm 0.32 in

9168/050

MOSAICO 36
MOSAIC 36

33x33 cm 13"x13"
8 mm 0.32 in

9168/640

MOSAICO HEX REGULAR
MOSAIC HEX REGULAR

33x30 cm 13"x12"
8 mm 0.32 in

9168/720

MOSAICO IRREGULAR
MOSAIC IRREGULAR


30x30 cm 12"x12"
8 mm 0.32 in

9168/920

EMBALAGENS E PESOS \ PACKING AND WEIGHTS

EMB001 Rev 91/1122

Formato Size	Caixa Box			Paleta Pallet					
	Pcs. Stk.	m ² / m	kg	Caixa / Paleta Box / Pallet	m ²	Net. kg	Brut. kg	cm	
PAVIMENTO FLOOR TILES									
Natural Natural	30x60x0,8cm	7	1,2600 m ²	21,79	40	50,4000	872	897	120x80x75
	M30x30x0,8cm	14	1,2600 m ²	22,80	46	57,96	1.049	1.074	120x80x73
	M10x30x0,8cm	42	1,2600 m ²	20,93	48	60,4800	1.005	1.030	120x80x73
Mosaico 36 Mosaic 36	33x33x0,8cm	9	0,9801 m ²	16,60					
Mosaico HEX Reg. Mosaic HEX Reg.	33x30x0,8cm	9	0,814 m ²	12,50					
Mosaico Irregular Mosaic Irregular	30x30x0,8cm	10	0,90 m ²	16,00					
Rodapé Bullnose	M10x30x0,8cm	42	12,60 m	21,65					

P.P.C.D.**PORCELÂNICO PASTA CORADA DECORADO**
COLORED BODY PORCELAIN STONEWAREGRÈS CÉRAME DÉCORÉ COLORÉ DANS LA MASSE
DURCHGEFÄRBTES DEKORIERTES FEINSTEINZEUG**P.V.****PORCELANATO VIDRADO**
GLAZED PORCELAIN STONEWAREGRÈS CÉRAME ÉMAILLÉ
FEINSTEINZEUG GLASIERT**A.Z.****AZULEJO DE PASTA BRANCA BICOZEDURA**
DOUBLE FIRED WHITE BODY WALL TILEFAÏENCE EN PÂTE BLANCHE BI-CUISSON
WEISS-SCHERBIGE ZWEIBRAND STEINGUTFLIESEN**WOOD
EFFECT**   **Retificados**
Rectifiedcm
in**20x120 RTF**
8"x47" RTF**24,5x99 RTF**
10"x39" RTF**16x99 RTF**
6"x39" RTFEspessura
Thickness9 mm
0.35 in9 mm
0.35 in9 mm
0.35 in

TIMBER	P. 240	P.V.		
TIMBER DECK	P. 252	P.V.		
IMAGINE	P. 262			P.P.C.D.
IMAGINE DECK	P. 272			P.P.C.D.
IMAGINE SOUL	P. 274		P.P.C.D.	P.P.C.D.
IMAGINE VINTAGE	P. 288		P.P.C.D.	P.P.C.D.

   **Não Retificados**
Non Rectified**20x120**
8"x47"**M 45x45**
18"x18"**M 25x55**
10"x22"9 mm
0.35 in8 mm
0.32 in8 mm
0.32 in**P.V.**
P.V.**P.V.****P.V.****A.Z.****ACABAMENTO DA SUPERFÍCIE**
SURFACE FINISHING**Pavimento**
Floor Tiles**Revestimento**
Wall Tiles**Retificados**
Rectified**Não Retificados**
Non Rectified**Ingelivo**
Frost Resistant**Mate**
Matt**NAT** Natural
Natural**AD** Antiderrapante
Slip-Resistant**Mais informação técnica: página 480**
More technical information: page 480



TIMBER

6 CORES
COLOURS

1 FORMATO PAVIMENTO
FLOOR TILES SIZES

2 ACABAMENTOS
FINISHES

1 MOSAICO
MOSAIC

**Convidativo e acolhedor,
a interpretação moderna da madeira
num formato ainda maior!**

Natural warmth and texture,
the on-trend imitation of wood
even bigger!



TIMBER | CANELA CINNAMON | 20x120 cm 8"x47" | 9414

TIMBER



TIMBER | CANELA CINNAMON | 20x120 cm 8"x47" | 9414
IMAGINE DECK | CASTANHO BROWN | 16x99 cm RTF 6"x39" RTF | 8754



TIMBER



TIMBER | GENGIBRE GINGER | 20x120 cm 8"x47" | 9412

TIMBER



TIMBER | GENGIBRE GINGER | 20x120 cm 8"x47" | 9412
IMAGINE DECK | CINZA GREY | 16x99 cm RTF 6"x39" RTF | 8756



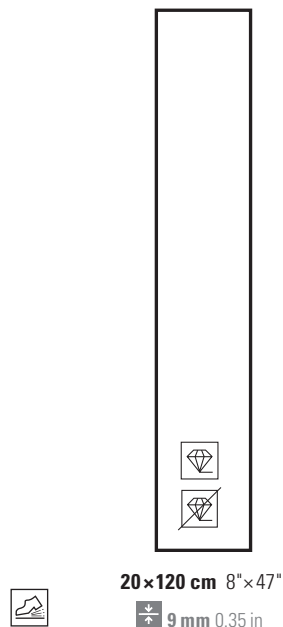
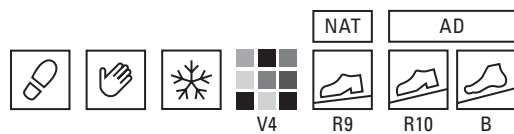
TIMBER | SAL SALT | 20x120 cm 8"x47" | 9410



TIMBER

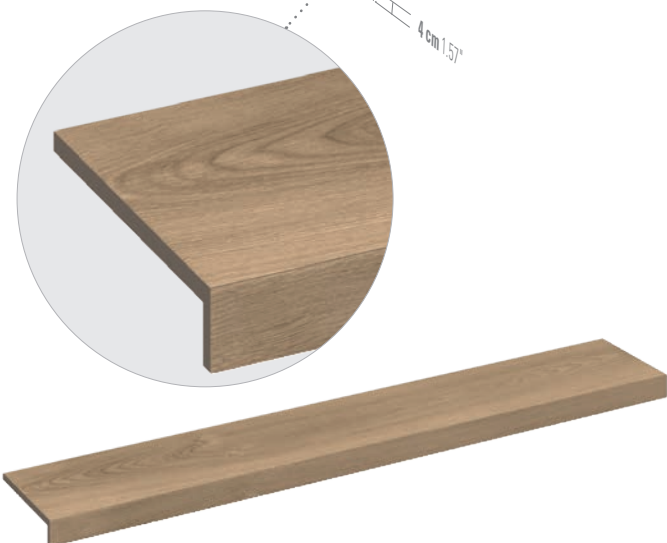
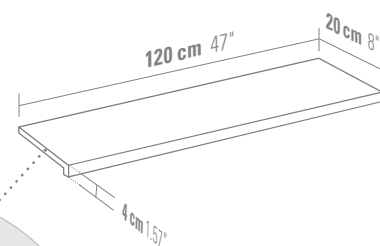
TIMBER | PIMENTA PRETA BLACK PEPPER | 20x120 cm 8"x47" | 9411

WOOD EFFECT



20x120 cm 8"x47"
9 mm 0.35 in

PEÇA DEGRAU LINEAR
STEP TREAD




20x120 cm RTF PDL 8"x47" RTF PDL
20x120 cm RTF PDL AD 8"x47" RTF PDL AD
20x120 cm PDL 8"x47" PDL
20x120 cm PDL AD 8"x47" PDL AD
9 mm 0.35 in

Retificados Rectified	20x120 RTF	20x120 RTF AD
Não Retificados Non Rectified	20x120	20x120 AD
SAL SALT	5 9410	9410
PIMENTA PRETA BLACK PEPPER	4 9411	9411
GENGIBRE GINGER	3 9412	9412
MEL HONEY	4 9413	9413
CANELA CINNAMON	2 9414	9414
CHOCOLATE CHOCOLATE	2 9415	9415

16 VARIAÇÕES GRÁFICAS
16 GRAPHIC VARIATIONS

MOSAICO 36
MOSAIC 36



33x33 cm 13"x13"
9 mm 0.35 in
****/640

RODAPÉ
BULLNOSE



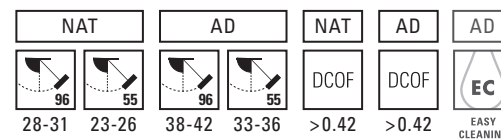
8x120cm RTF ROD 3.15"x47" RTF ROD
8x120cm ROD 3.15"x47" ROD
9 mm 0.35 in

RTF = Retificado
RTF = Rectified

AD = Antiderrapante
AD = Slip-Resistant

PDL = Peça Degrau Linear
PDL = Step Tread

TIMBER



MEL HONEY 9413
CANELA CINNAMON 9414
CHOCOLATE CHOCOLATE 9415
GENGIBRE GINGER 9412
PIMENTA PRETA BLACK PEPPER 9411
SAL SALT 9410

EMBALAGENS E PESOS \ PACKING AND WEIGHTS EMB001 Rev 91/1122

Formato Size	Caixa Box			Paleta Pallet				
	Pcs. Stk.	m ² / m	kg	Caixa / Paleta Box / Pallet	m ²	Net. kg	Brut. kg	cm
20x120x0,9cm RTF 198x1198 mm	6	1,4400 m ²	26,40	36	51,8400	950	975	120x80x77
20x120x0,9cm PDL	6	1,4400 m ²	27,02	36	51,8400	973	998	120x80x78
Mosaico 36 Mosaic 36 33x33x0,9cm	9	0,9801 m ²	18,54					
Peça Degrau Linear Step Tread 20x120x0,9cm RTF PDL	2	0,4800 m ²	11,08					
20x120x0,9cm PDL	2	0,4800 m ²	11,08					
Rodapé Bullnose 8x120x0,9cm RTF ROD	10	12,0000 m	18,02					
8x120x0,9cm ROD	10	12,0000 m	18,02					



TIMBER DECK

6 CORES
COLOURS


1 FORMATO PAVIMENTO
FLOOR TILES SIZES

2 ACABAMENTOS
FINISHES

**A escolha certa
para os seus terraços,
agora num formato ainda maior
e com mais cores.**

The right choice for your terraces,
now even bigger
and in more colours.

TIMBER DECK



TIMBER DECK | CANELA CINNAMON | 20x120 cm 8"x47" | 9438
 TIMBER | CANELA CINNAMON | 20x120 cm 8"x47" | 9414



TIMBER DECK | CHOCOLATE CHOCOLATE | 20x120 cm 8"x47" | 9439

TIMBER DECK



ART STONE | BEGE BEIGE | 15x60 cm RTF 6"x24" RTF | 9372
TIMBER DECK | CHOCOLATE CHOCOLATE | 20x120 cm 8"x47" | 9439



ART STONE | BRANCO WHITE | 15x60 cm RTF 6"x24" RTF | 9370

TIMBER DECK | SAL SALT | 20x120 cm AD 8"x47" AD | 9434

TIMBER DECK | SAL SALT | Peça Degrau Linear Step Tread | 20x120 cm PDL AD 8"x47" PDL AD | 9434

MOSAICO PORCELÂNICO | AZUL CINZA GREY BLUE | 2,5x2,5 cm 1"x1" | 0112



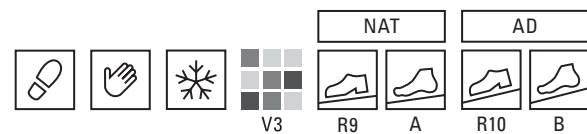
TIMBER DECK

ART STONE | ANTRACITE ANTHRACITE | 15x60 cm RTF 6"x24" RTF | 9373

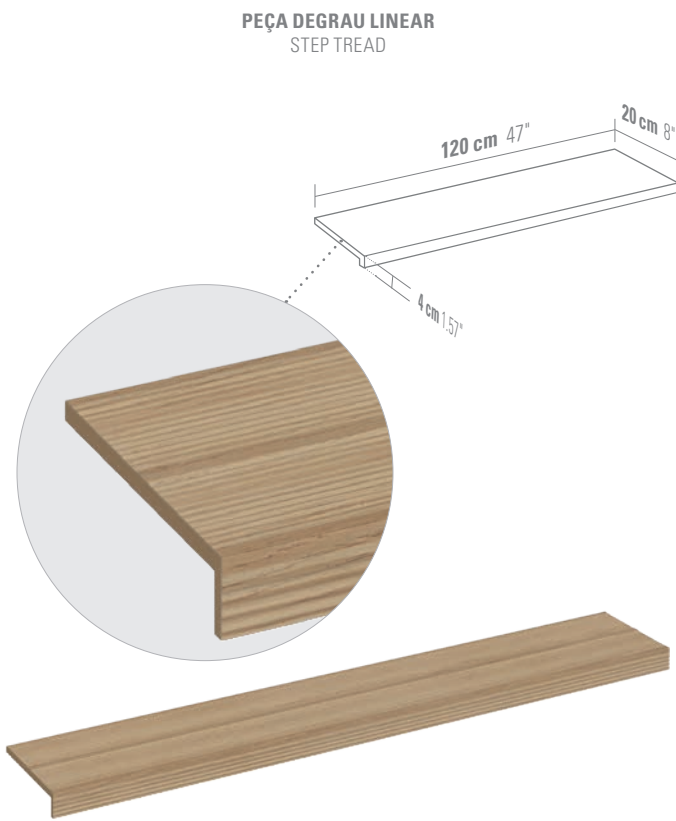
TIMBER DECK | PIMENTA PRETA BLACK PEPPER | 20x120 cm AD 8"x47" AD | 9437

TIMBER DECK | PIMENTA PRETA BLACK PEPPER | Peça Degrau Linear Step Tread | 20x120 cm PDL AD 8"x47" PDL AD | 9437

WOOD EFFECT



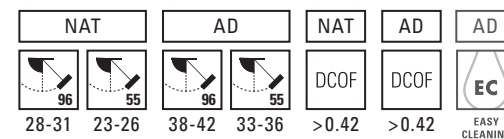
20x120 cm 8"x47"
9 mm 0.35 in



20x120 cm RTF PDL 8"x47" RTF PDL
20x120 cm RTF PDL AD 8"x47" RTF PDL AD
20x120 cm PDL 8"x47" PDL
20x120 cm PDL AD 8"x47" PDL AD
9 mm 0.35 in

		20x120 RTF	20x120 RTF AD
Retificados Rectified			
Não Retificados Non Rectified			
SAL SALT	5	9434	9434
MEL HONEY	4	9435	9435
AZUL ÁGUA BLUE WATER	4	9436	9436
PIMENTA PRETA BLACK PEPPER	3	9437	9437
CANELA CINNAMON	3	9438	9438
CHOCOLATE CHOCOLATE	3	9439	9439

TIMBER DECK



Formato Size		Caixa Box			Paleta Pallet				
		Pcs. Stk.	m ² / m	kg	Caixa / Paleta Box / Pallet	m ²	Net. kg	Brut. kg	cm
20x120x0,9 cm RTF 198x1198 mm	20x120x0,9 cm RTF	6	1,4400 m ²	26,40	36	51,8400	950	975	120x80x77
	20x120x0,9 cm	6	1,4400 m ²	27,02	36	51,8400	973	998	120x80x78
20x120x0,9 cm RTF PDL	20x120x0,9 cm RTF PDL	2	0,4800 m ²	11,08					
	20x120x0,9 cm PDL	2	0,4800 m ²	11,08					

RTF = Retificado
RTF = Rectified

AD = Antiderrapante
AD = Slip-Resistant

PDL = Peça Degrau Linear
PDL = Step Tread



IMAGINE

8 CORES
COLOURS

1 FORMATO PAVIMENTO
FLOOR TILE SIZE

2 ACABAMENTOS
FINISHES

O toque visual dos diversos tipos de madeira.

The visual touch of different types of wood.



IMAGINE | HICKORY NATURAL HICKORY NATURAL | 16x99cm RTF 6"x39" RTF | 8740

IMAGINE



IMAGINE | HICKORY NATURAL HICKORY NATURAL | 16x99cm RTF 6"x39" RTF | 8740



IMAGINE



IMAGINE | NOGUEIRA WALLNUT | 16x99 cm RTF 6'x39" RTF | 8742



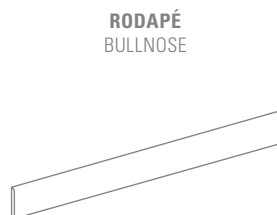
IMAGINE

IMAGINE | NOGUEIRA WALLNUT | 16x99 cm RTF 6'x39" RTF | 8742

WOOD
EFFECT



16x99 cm RTF 6"x39" RTF
9 mm 0.35 in



8x99 cm RTF ROD 3.15"x39" RTF ROD
9 mm 0.35 in

	16x99 RTF	16x99 RTF AD
CARVALHO OAK	8710	8710
CARVALHO BRANCO OAK WHITE	8712	8712
CEREJEIRA CHERRY	8716	8716
WENGUÉ WENGUÉ	8720	8720
ZEBRANO ZEBRANO	8732	8732
HICKORY NATURAL HICKORY NATURAL	8740	8740
NOGUEIRA WALNUT	8742	8742
HICKORY BROWN HICKORY BROWN	8744	8744
VARIAÇÕES GRÁFICAS: GRAPHIC VARIATIONS:	ATÉ 45 UP TO 45	

EMBALAGENS E PESOS \ PACKING AND WEIGHTS		EMB001 Rev 91/1122						
Formato Size	Caixa Box			Paleta Pallet				
	Pcs. Stk.	m ² / m	kg	Caixa / Paleta Box / Pallet	m ²	Net. kg	Brut. kg	cm
16x99x0,9 cm RTF 160x987 mm	7	1,1088 m ²	20,48	48	53,2224	983	1.008	120x100x63
Rodapé Bullnose 8x99x0,9 cm RTF ROD	14	13,8600 m	21,48					

RTF = Retificado
RTF = Rectified

AD = Antiderrapante
AD = Slip-Resistant



IMAGINE ZEBRANO ZEBRANO | 16x99 cm RTF 6"x39" RTF 8732



CARVALHO BRANCO
OAK WHITE
8712

CARVALHO
OAK
8710

HICKORY NATURAL
HICKORY NATURAL
8740

CEREJEIRA
CHERRY
8716

NOGUEIRA
WALNUT
8742

HICKORY BROWN
HICKORY BROWN
8744

ZEBRANO
ZEBRANO
8732

WENGUÉ
WENGUÉ
8720

IMAGINE DECK

2 CORES
COLOURS

1 FORMATO
SIZE

A escolha certa
para os seus terraços.

The right choice for your terraces.


IMAGINE DECK | CASTANHO BROWN | 16x99cm RTF 6"x39" RTF | 8754

PORCELÂNICO PASTA CORADA DECORADO COLORED BODY PORCELAIN STONEWARE

WOOD EFFECT



16x99 cm RTF 6"x39" RTF
9 mm 0.35 in



8x99 cm RTF ROD 3.15"x39" RTF ROD
9 mm 0.35 in

CASTANHO BROWN	8754
CINZA GREY	8756

EMBALAGENS E PESOS \ PACKING AND WEIGHTS EMB001 Rev 91/1122

Formato Size	Caixa Box			Paleta Pallet				
	Pcs. Stk.	m ² / m	kg	Caixa / Paleta Box / Pallet	m ²	Net. kg	Brut. kg	cm
16x99x0,9 cm RTF 160x987 mm	7	1,1088 m ²	20,48	48	53,2224	983	1.008	120x100x63
Rodapé Bullnose 8x99x0,9cm RTF ROD	14	13,8600 m	21,48					



IMAGINE DECK | CINZA GREY | 16x99cm RTF 6"x39" RTF | 8756

RTF = Retificado
RTF = Rectified



IMAGINE SOUL

8 CORES
COLOURS

3 FORMATOS PAVIMENTO
FLOOR TILES SIZES

2 ACABAMENTOS
FINISHES

3 MOSAICOS
MOSAICS

6 DECORADOS
DECORS

1 FORMATO REVESTIMENTO
WALL TILES SIZE

Imitação da madeira com todas as vantagens da cerâmica.

Wood imitation, with all the advantages of ceramics.



IMAGINE SOUL






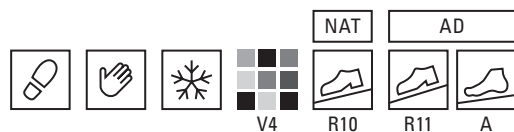
IMAGINE SOUL | COCO COCONUT | 24,5x99cm RTF | 10"x39" RTF | 9100



IMAGINE SOUL

IMAGINE SOUL | AMORA BLACKBERRY | 16x99cm RTF | 6"x39" RTF | 9106

WOOD EFFECT



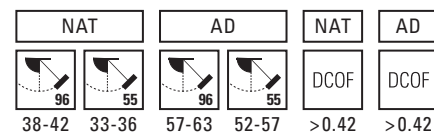
24,5x99 cm RTF 10"x39" RTF
9 mm 0.35 in




16x99 cm RTF 6"x39" RTF
9 mm 0.35 in

	24,5x99 RTF	24,5x99 RTFAD	16x99 RTF	16x99 RTFAD
COCO COCONUT	9100	9100	9100	9100
CAJU CASHEW	9101	9101	9101	9101
CHIA CHIA	9102	9102	9102	9102
CAFÉ COFFEE	9103	9103	9103	9103
SÉSAMO SESAME	9104	9104	9104	9104
PIMENTA PEPPER	9105	9105	9105	9105
AMORA BLACKBERRY	9106	9106	9106	9106
AMÊNDOA ALMOND	9107	9107	9107	9107
VARIÇÕES GRÁFICAS: GRAPHIC VARIATIONS:	ATÉ 20 UP TO 20		ATÉ 30 UP TO 30	

IMAGINE SOUL



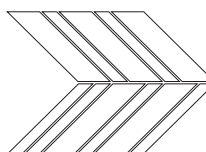
MOSAICO 36
MOSAIC 36



33x33 cm 13"x13"
9 mm 0.35 in

****/640

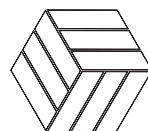
MOSAICO ESPINHA 11
SPINE MOSAIC 11



30x30 cm 12"x12"
9 mm 0.35 in

****/112

MOSAICO HEXAGONAL 9
HEXAGONAL MOSAIC 9



26x30 cm 10"x12"
9 mm 0.35 in

****/009

RODAPÉ
BULLNOSE



8x99 cm RTF ROD 3.15"x39" RTF ROD
9 mm 0.35 in

EMBALAGENS E PESOS \ PACKING AND WEIGHTS EMB001 Rev 91/1122


Formato Size	Caixa Box			Paleta Pallet				
	Pcs. Stk.	m ² / m	kg	Caixa / Paleta Box / Pallet	m ²	Net. kg	Brut. kg	cm
24,5x99x0,9 cm RTF 246x987 mm	5	1,2128 m ²	22,50	42	50,9376	945	970	120x100x62
16x99x0,9 cm RTF 160x987 mm	7	1,1088 m ²	20,48	48	53,2224	983	1.008	120x100x63
Mosaico 36 Mosaic 36	9	0,9801 m ²	18,54					
Mosaico Esp. 11 Mosaic Sp. 11	4	0,3600 m ²	7,36					
Mosaico Hex. 9 Mosaic Hex. 9	9	0,5382 m ²	10,13					
Rodapé Bullnose	14	13,8600 m	21,48					

RTF = Retificado
RTF = Rectified

AD = Antiderrapante
AD = Slip-Resistant

WOOD EFFECT

NAT AD NAT AD NAT AD
 V4 3 4 5 R10 R11 A 38-42 33-36 57-63 52-57 >0.42 >0.42



M45x45 cm 18"x18"
 8 mm 0,32 in


	M45x45	M45x45 AD
COCO COCONUT	5 9100	9100
CAJU CASHEW	4 9101	9101
CHIA CHIA	4 9102	9102
PIMENTA PEPPER	5 9105	9105
AMÊNDOA ALMOND	3 9107	9107

VARIÇÕES GRÁFICAS: ATÉ 20
 GRAPHIC VARIATIONS: UP TO 20

RODAPÉ BULLNOSE



8 x 45 cm ROD 3.15"x18" ROD
 8 mm 0.32 in



AMÊNDOA
ALMOND 9107




COCO
COCONUT 9100



CAJU
CASHEW 9101



PIMENTA
PEPPER 9105



CHIA
CHIA 9102



IMAGINE SOUL



IMAGINE SOUL | MULTICOR MULTICOLOUR | ART DECO B | M 45x45 cm 18" x 18" | 9341

IMAGINE SOUL




IMAGINE SOUL | AMÊNDOA ALMOND | M 45x45 cm 18" x 18" | 9107
IMAGINE SOUL | MULTICOR MULTICOLOUR | ART DECO D | M 45x45 cm 18" x 18" | 9343

WOOD EFFECT

ART DECO

NAT NAT NAT
V4 R10 38-42 33-36 DCOF >0.42

ATÉ 4 VARIAÇÕES GRÁFICAS UP TO 4 GRAPHIC VARIATIONS



IMAGINE SOUL



IMAGINE SOUL | MULTICOR MULTICOLOUR | Woody | M25x55 cm 10"x22" | 6194
IMAGINE SOUL | PIMENTA PEPPER | M25x55 cm 10"x22" | 6193
IMAGINE SOUL | CAJU CASHEW | 16x99 cm RTF 6"x39" RTF | 9101

AZULEJO DE PASTA BRANCA BICOZEDURA DOUBLE FIRED WHITE BODY WALL TILE

V4



M25x55 cm 10"x22"

8 mm 0.32 in

COCO COCONUT	6190
AMÊNDOA ALMOND	6191
CAJU CASHEW	6192
PIMENTA PEPPER	6193
VARIAÇÕES GRÁFICAS: GRAPHIC VARIATIONS:	ATÉ 25 UP TO 20

WOODY



2 peças 2 tiles

EMBALAGENS E PESOS \ PACKING AND WEIGHTS

EMB001 Rev 91/1122

Formato Size	Caixa Box			Paleta Pallet				
	Pcs. Stk.	m ² / m	kg	Caixa / Paleta Box / Pallet	m ²	Net. kg	Brut. kg	cm
Pavimento Floor Tiles M45x45x0,8cm	6	1,2150 m ²	20,64	34	41,3100	702	727	120x80x61
Rodapé Bullnose 8x45x0,8cm ROD	21	9,45 m	13,00					
Revestimento Wall Tiles M25x55x0,8cm	10	1,3750 m ²	18,29	48	66,00	878	903	120x80x90



IMAGINE VINTAGE

5 CORES
COLOURS


2 FORMATOS PAVIMENTO
FLOOR TILES SIZES

2 ACABAMENTOS
FINISHES

**As sensações nostálgicas
e quentes da madeira envelhecida
pelo tempo.**

Nostalgic sensations
and warm feeling of aged wood.

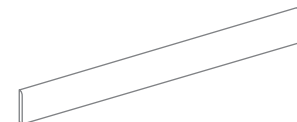
WOOD EFFECT



24,5x99 cm RTF 10"x39" RTF
9 mm 0.35 in



16x99 cm RTF 6"x39" RTF
9 mm 0.35 in



8x99 cm RTF ROD 3.15"x39" RTF ROD
9 mm 0.35 in

	24,5x99RTF	24,5x99RTFAD	16x99RTF	16x99RTFAD
WHITE WHITE	8770	8770	8770	8770
GRAFITE GRAPHITE	8771	8771	8771	8771
FOREST FOREST	8772	8772	8772	8772
SEPIA SEPIA	8773	8773	8773	8773
EUCALYPTUS EUCALYPTUS	8774	8774	8774	8774
VARIAÇÕES GRÁFICAS: GRAPHIC VARIATIONS:	ATÉ 31 UP TO 31		ATÉ 35 UP TO 35	

EMBALAGENS E PESOS \ PACKING AND WEIGHTS EMB001 Rev 91/1122

Formato Size	Caixa Box			Paleta Pallet				
	Pcs. Stk.	m ² / m	kg	Caixa / Paleta Box / Pallet	m ²	Net. kg	Brut. kg	cm
24,5x99x0,9 cm RTF 246x987 mm	5	1,2128 m ²	22,50	42	50,9376	945	970	120x100x62
16x99x0,9 cm RTF 160x987 mm	7	1,1088 m ²	20,48	48	53,2224	983	1.008	120x100x63
Rodapé Bullnose	14	13,8600 m	21,48					

RTF = Retificado RTF = Rectified
AD = Antiderrapante AD = Slip-Resistant



IMAGINE VINTAGE | FOREST FOREST | 24,5x99 cm RTF 10"x39" RTF | 8772
IMAGINE VINTAGE | SEPIA SEPIA | 16x99 cm RTF AD 6"x39" RTFAD | 8773



P.V.

PORCELANATO VIDRADO
GLAZED PORCELAIN STONEWARE

GRÈS CÉRAME ÉMAILLÉ
FEINSTEINZEUG GLASIERT



Pavimento
Floor Tiles



Revestimento
Wall Tiles



Não Retificados
Non Rectified



Ingelivo
Frost Resistant

COTTO EFFECT

Não Retificados
Non Rectified

cm	60×60	30×60	30×30	7,5×25
in	24"×24"	12"×24"	12"×12"	3"×10"
Espessura Thickness	8 mm 0.32 in	8 mm 0.32 in	8 mm 0.32 in	8 mm 10 mm 0.32 in 0.39 in
TUSCANIA	P. 294	P.V.	P.V.	P.V.
BRICK ROAD	P. 300			P.V.

ACABAMENTO DA SUPERFÍCIE SURFACE FINISHING



NAT **Natural**
Natural



AD **Antiderrapante**
Slip-Resistant

Mais informação técnica: página 480
More technical information: page 480



TUSCANIA

6 CORES
COLOURS

4 FORMATOS PAVIMENTO
FLOOR TILES SIZES

2 ACABAMENTOS
FINISHES

1 DECORADO
DECOR

4 MOSAICOS
MOSAICS

**Uma viagem no tempo
com um cotto rústico e renovado.**

Renewed rustic and traditional cotto
that has travelled through time.




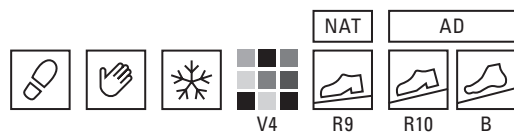
TUSCANIA | GRÈGE GRÈGE | 60x60 cm AD 24"x24" AD | 9251



TUSCANIA

TUSCANIA | FERRUGEM RUST | 60x60 cm · 30x60 cm 24"x24" · 12"x24" | 9254
TUSCANIA | FERRUGEM RUST | Traditional | 60x60 cm 24"x24" | 9254/801


COTTO
EFFECT



60x60 cm 24"x24"
± 8 mm 0.32 in




30x60 cm 12"x24"
± 8 mm 0.32 in



M30x30 cm 12"x12"
± 8 mm 0.32 in



7.5x25 cm 3"x10"
± 8 mm 0.32 in



	60x60	60x60 AD	30x60	30x60 AD	M30x30	M30x30 AD	7,5x25
BRANCO WHITE	9250 [5]	9250 [5]	9250 [5]	9250 [5]	9250 [5]	9250 [5]	9250 [5]
GRÈGE GRÈGE	9251 [4]	9251 [4]	9251 [4]	9251 [4]	9251 [4]	9251 [4]	9251 [4]
ROSA PINK	9252 [3]	9252 [4]	9252 [3]	9252 [4]	9252 [3]	9252 [4]	9252 [3]
AZUL BLUE	9253 [4]	9253 [4]	9253 [4]	9253 [4]	9253 [4]	9253 [4]	9253 [4]
FERRUGEM RUST	9254 [2]	9254 [2]	9254 [2]	9254 [2]	9254 [2]	9254 [2]	9254 [2]
COTTO COTTO	9255 [2]	9255 [3]	9255 [2]	9255 [3]	9255 [2]	9255 [3]	9255 [2]


VARIAÇÕES GRÁFICAS: UP TO 15 ATÉ 60 ATÉ 60 ATÉ 59
GRAPHIC VARIATIONS: UP TO 15 UP TO 60 UP TO 60 UP TO 59

TRADITIONAL

60x60

	60x60			
BRANCO WHITE	9250/801	-	-	-
GRÈGE GRÈGE	9251/801	-	-	-
ROSA PINK	9252/801	-	-	-
AZUL BLUE	9253/801	-	-	-
FERRUGEM RUST	9254/801	-	-	-
COTTO COTTO	9255/801	-	-	-


MOSAICO 36
MOSAIC 36



33x33 cm 13"x13"
± 8 mm 0.32 in

****/640


MOSAICO IRREGULAR
MOSAIC IRREGULAR



30x30 cm 12"x12"
± 8 mm 0.32 in

****/920

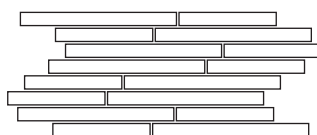
MOSAICO FLECHA 12
MOSAIC ARROW 12



22x29 cm 9"x11"
± 8 mm 0.32 in

****/312

MOSAICO MURETO 16
MOSAIC MURETO 16



24x49 cm 9"x19"
± 8 mm 0.32 in

****/016

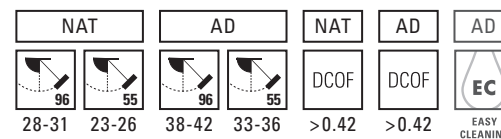
RODAPÉ
BULLNOSE



8x60 cm ROD 3.15"x24" ROD
8x30 cm ROD 3.15"x12" ROD
± 8 mm 0.32 in

AD = Antiderrapante
AD = Slip-Resistant

TUSCANIA



BRANCO WHITE 9250



GRÈGE GRÈGE 9251



AZUL BLUE 9253



ROSA PINK 9252




FERRUGEM RUST 9254



COTTO COTTO 9255

3 PEÇAS 3 TILES



TRADITIONAL

EMBALAGENS E PESOS \ PACKING AND WEIGHTS

EMB001 Rev 91/1122

Formato Size	Caixa Box			Paleta Pallet				
	Pcs. Stk.	m ² / m	kg	Caixa / Paleta Box / Pallet	m ²	Net. kg	Brut. kg	cm
60x60x0,8 cm	4	1,4400 m ²	24,94	32	46,0800	798	823	120x80x74
30x60x0,8 cm	7	1,2600 m ²	21,79	40	50,4000	872	897	120x80x75
M30x30x0,8 cm	14	1,2600 m ²	22,80	46	57,96	1.049	1.074	120x80x73
7,5x25x0,8 cm	54	1,0125 m ²	17,22	72	72,9000	1.240	1.265	120x80x90
Traditional	60x60x0,8 cm	4	1,4400 m ²	24,94				
Mosaico 36 Mosaic 36	33x33x0,8 cm	9	0,9801 m ²	16,60				
Mosaico Irregular Mosaic Irregular	30x30x0,8 cm	10	0,90 m ²	16,00				
Mosaico Flecha 12 Mosaic Arrow 12	22x29x0,8 cm	11	0,7018 m ²	13,00				
Mosaico Mureto 16 Mosaic Mureto 16	24x49x0,8 cm	7	0,8232 m ²	13,90				
Rodapé Bullnose	8x60x0,8 cm ROD	22	13,20 m	19,265				
	8x30x0,8 cm ROD	36	10,80 m	16,20				



BRICK ROAD

4 CORES
COLOURS

1 FORMATO PAVIMENTO
FLOOR TILE SIZES

2 DECORADOS
DECORS

**O clássico efeito tijolo,
a melhor forma de integrar
o conceito industrial no seu espaço!**

Brick look tiles,
a great way to bring an industrial feel
to any space!

BRICK ROAD | OLD STREET | 7,5x25 cm 3'x10" | 4700
BRICK ROAD | OLD STREET | Vintage | 7,5x25 cm 3'x10" | 4700/803
IMAGINE VINTAGE | FOREST | 16x99 cm RTF 6'x39" RTF | 8772

COTTO
EFFECT

NAT NAT NAT
 V4 R10 A 38-42 33-36 >0.42
 DCOF

7,5x25 cm 3"x10"
 10 mm 0.39 in


OLD STREET	3	4700
LOMBARD STREET	3	4701
MAPLE STREET	4	4702
BOURBON STREET	5	4703
VARIACOES GRÁFICAS: GRAPHIC VARIATIONS:		MAIS DE 50 MORE THAN 50




OLD STREET 4700



LOMBARD STREET 4701



MAPLE STREET 4702



BOURBON STREET 4703



VINTAGE 4700/803
ATÉ 49 VARIACOES GRÁFICAS UP TO 49 GRAPHIC VARIATIONS



TOWN 4700/801
ATÉ 12 VARIACOES GRÁFICAS UP TO 12 GRAPHIC VARIATIONS



TOWN 4702/801
ATÉ 12 VARIACOES GRÁFICAS UP TO 12 GRAPHIC VARIATIONS



TOWN 4703/801
ATÉ 12 VARIACOES GRÁFICAS UP TO 12 GRAPHIC VARIATIONS

EMBALAGENS E PESOS \ PACKING AND WEIGHTS				EMB001 Rev 91/1122				
Formato Size	Caixa Box			Paleta Pallet				
	Pcs. Stk.	m ² / m	kg	Caixa / Paleta Box / Pallet	m ²	Net. kg	Brut. kg	cm
7,5x25x1 cm	44	0,8250 m ²	17,89	72	59,4000	1,288	1.313	120x80x90

BRICK ROAD



BRICK ROAD | LOMBARD STREET | 7,5x25 cm 3"x10" | 4701
 IMAGINE | NOGUEIRA WALNUT | 16x99 cm RTF 6"x39" RTF | 8742

P.V.

PORCELANATO VIDRADO
GLAZED PORCELAIN STONEWARE

GRÈS CÉRAME ÉMAILLÉ
FEINSTEINZEUG GLASIERT

MURETTO EFFECT



cm
in

15×60 cm RTF
6"×24" RTF

30×60 cm
12"×24"

15×15 cm
6"×6"

↓ ↑
Espessura
Thickness

8 mm
0.32 in

8 mm
0.32 in

7 mm
0.28 in

ART STONE P. 306

P.V.

P.V.

P.V.

STONECRAFT P. 316

P.V.

P.V.

ACABAMENTO DA SUPERFÍCIE SURFACE FINISHING



Pavimento
Floor Tiles



Revestimento
Wall Tiles



Retificados
Rectified



Não Retificados
Non Rectified



Ingelivo
Frost Resistant



NAT Natural
Natural

Mais informação técnica: página 480
More technical information: page 480



ART STONE

5 CORES
COLOURS

2 FORMATOS REVESTIMENTO
WALL TILES SIZES

1 FORMATO PAVIMENTO
FLOOR TILE SIZE

**O versátil revestimento
tridimensional de efeito pedra!**

The versatile three-dimensional
stone-effect wall tile!

ART STONE | BRANCO WHITE | 15x60 cm RTF 6'x24" RTF | Ângulo Externo External Angle | 15x30 cm RTF AE 6'x12" RTF AE | 9970
 TIMBER DECK | PIMENTA PRETA BLACK PEPPER | 20x120 cm AD 8'x47" AD | 9437
 TIMBER DECK | PIMENTA PRETA BLACK PEPPER | Peça Degrau Linear Step Tread | 20x120 cm PDL AD 8'x47" PDL AD | 9437



ART STONE | CINZA GREY | 15x60 cm RTF | 6" x 24" RTF | Ângulo Interno Internal Angle | 15x30 cm RTF AI | 6" x 12" RTF AI | 9371

ART STONE



ART STONE | CINZA GREY | 15x60 cm RTF | 6" x 24" RTF | Ângulo Interno Internal Angle | 15x30 cm RTF AI | 6" x 12" RTF AI | 9371
 IMAGINE SOUL | SÉSAMO SESAME | 16x99 cm RTF | 6" x 39" RTF | 9104



ART STONE | BEGE BEIGE | 15x60 cm RTF 6"x24" RTF | **Ângulo Externo** External Angle | 15x30 cm RTF AE 6"x12" RTF AE | 9372
 TIMBER | MEL HONEY | 20x120 cm RTF 8"x47" RTF | 9413
 ESSENCE | BEGE BEIGE | 60x120 cm RTF AD 24"x47" RTF AD | 40000

ART STONE



ART STONE | BEGE BEIGE | 15x15 cm 6"x6" | 9372
 INDUSTRIAL STONE | ANTRACITE ANTHRACITE | 60x60 cm AD 24"x24" RTFAD | 9243



ART STONE | ANTRACITE ANTHRACITE | 15x60cm RTF 6"x24" RTF | 9373
 TIMBER DECK | PIMENTA PRETA BLACK PEPPER | 20x120 cm AD 8"x47" AD
 Peça Degrau Linear Step Tread | 20x120 cm PDL AD 8"x47" PDL AD | 9437

ART STONE



ART STONE | ANTRACITE ANTHRACITE | 15x60cm RTF 6"x24" RTF | 9373
 TIMBER DECK | PIMENTA PRETA BLACK PEPPER | 20x120 cm AD 8"x47" AD | Peça Degrau Linear Step Tread | 20x120 cm PDL AD 8"x47" PDL AD | 9437

MURETTO
EFFECT



15x60 cm RTF 6"x24" RTF

8 mm 0.32 in



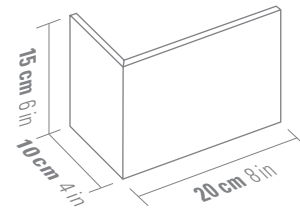
30x60 cm 12"x24"

8 mm 0.32 in



BRANCO WHITE	9370	9370
CINZA GREY	9371	9371
BEGE BEIGE	9372	9372
ANTRACITE ANTHRACITE	9373	9373
INDIAN INDIAN	9374	9374
VARIAÇÕES GRÁFICAS: GRAPHIC VARIATIONS:	ATÉ 12 UP TO 12	ATÉ 6 UP TO 6

ÂNGULO EXTERNO
EXTERNAL
ANGLE




15x30 cm RTF AE

6"x12" RTF AE

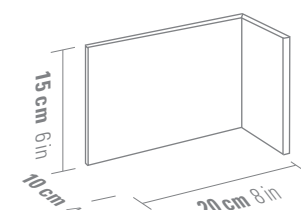
W 145 x 298 mm

8 mm 0.32 in

Conjuga com 15x60 cm RTF
Match with 15x60 cm RTF



ÂNGULO INTERNO
INTERNAL
ANGLE




15x30 cm RTF AI

6"x12" RTF AI

W 145 x 298 mm

8 mm 0.32 in

Conjuga com 15x60 cm RTF
Match with 15x60 cm RTF



PAVIMENTO SUGERIDO
SUGGESTED FLOOR TILES

IND.STONE




ANTRACITE
ANTHRACITE 9243

TIMBER DECK



PIMENTA PRETA
BLACK PEPPER 9437




IMAGINE SOUL



SÉSAMO
SESAME 9104

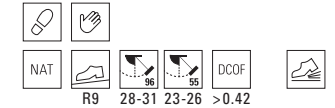
RTF = Retificado
RTF = Rectified

ART STONE



15x15 cm 6"x6"

7 mm 0.28 in



BRANCO WHITE	4	9370
CINZA GREY	4	9371
BEGE BEIGE	4	9372
ANTRACITE ANTHRACITE	4	9373
INDIAN INDIAN	4	9374
VARIAÇÕES GRÁFICAS: GRAPHIC VARIATIONS:	ATÉ 80 UP TO 80	



EMBALAGENS E PESOS \ PACKING AND WEIGHTS

EMB001 Rev 91/1122

Formato Size	Caixa Box			Paleta Pallet				
	Pcs. Stk.	m ²	kg	Caixa / Paleta Box / Pallet	m ²	Net. kg	Brut. kg	cm
15x60x0,8 cm RTF 145x598 mm	14	1,2600 m ²	22,30	50	63,0000	1.115	1.140	120x80x90
30x60x0,8 cm	7	1,2600 m ²	21,79	40	50,4000	872	897	120x80x75
15x15x0,7 cm	36	0,8100 m ²	11,95	80	64,8000	956	981	120x80x75
Ângulo Externo External Angle	6	0,2700 m ²	4,80					
Ângulo Interno Internal Angle	6	0,1860 m ²	4,80					



STONECRAFT

4 CORES
COLOURS

2 FORMATOS REVESTIMENTO
WALL TILES SIZES

Revestimento tridimensional com inúmeras combinações de efeitos: madeira, mármore e pedra.

Three-dimensional wall tile with a sophisticated texture and countless combinations of effects all in one: wood, marble, stone and burnt wood.

STONECRAFT



STONECRAFT | CASTANHO BROWN | 30x60 cm 12"x24" | 9452
 ESSENCE | BEGE BEIGE | 60x120 cm RTF 24"x47" RTF | 40000
 ESSENCE | BEGE BEIGE | 120x120 cm RTF 47"x47" RTF | 40000



STONECRAFT | INDIAN INDIAN | 30x60 cm

STONECRAFT



STONECRAFT | INDIAN INDIAN | 30x60 cm 12"x24" | 9453

TUSCANIA | AZUL BLUE | 60x60 cm AD · 30x60 cm AD 24"x24" AD · 12"x24" AD | 9253

MURETTO
EFFECT



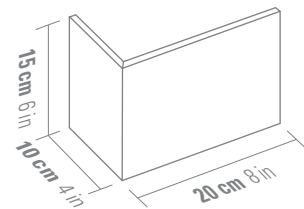
15x60 cm RTF 6" x 24" RTF
± 8 mm 0.32 in



30x60 cm 12" x 24"
± 8 mm 0.32 in

BRANCO WHITE	9450	9450
BEGE BEIGE	9451	9451
CASTANHO BROWN	9452	9452
INDIAN INDIAN	9453	9453
VARIAÇÕES GRÁFICAS: GRAPHIC VARIATIONS:	ATÉ 12 UP TO 12	ATÉ 6 UP TO 6

ÂNGULO EXTERNO
EXTERNAL ANGLE



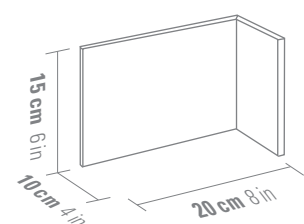
15x30 cm RTF AE
6" x 12" RTF AE
± 8 mm 0.32 in

W 145 x 298 mm

Conjuga com 15x60 cm RTF
Match with 15x60 cm RTF



ÂNGULO INTERNO
INTERNAL ANGLE



15x30 cm RTF AI
6" x 12" RTF AI
± 8 mm 0.32 in

W 145 x 298 mm

Conjuga com 15x60 cm RTF
Match with 15x60 cm RTF



PAVIMENTO SUGERIDO
SUGGESTED FLOOR TILES

ESSENCE	TUSCANIA	TIMBER	IMAGINE SOUL
BEGE BEIGE 40000	AZUL BLUE 9253	MEL HONEY 9413	PIMENTA PEPPER 9105

RTF = Retificado
RTF = Rectified


STONECRAFT




STONECRAFT | BRANCO WHITE | 15x60 cm RTF 6" x 24" RTF | Ângulo Externo External Angle | 15x30 cm RTF AE 6" x 12" RTF AE | 9450



BRANCO WHITE 9450



BEGE BEIGE 9451



CASTANHO BROWN 9452



INDIAN INDIAN 9453

EMBALAGENS E PESOS \ PACKING AND WEIGHTS		EMB001 Rev 91/1122							
Formato Size	Caixa Box			Paleta Pallet					
	Pcs. Stk.	m ²	kg	Caixa / Paleta Box / Pallet	m ²	Net. kg	Brut. kg	cm	
15x60x0,8cm RTF 145x598 mm	14	1,2600 m ²	22,30	50	63,0000	1.115	1.140	120x80x90	
30x60x0,8cm	7	1,2600 m ²	21,79	40	50,4000	872	897	120x80x75	
Ângulo Externo External Angle	15x30x0,8cm RTF AE	6	0,2700 m ²	4,80					
Ângulo Interno Internal Angle	15x30x0,8cm RTF AI	6	0,1860 m ²	4,80					

P.V.

PORCELANATO VIDRADO
GLAZED PORCELAIN STONEWARE

GRÈS CÉRAME ÉMAILLÉ
FEINSTEINZEUG GLASIERT

ENCAUSTIC
EFFECT

MIX & MATCH



cm
in

M20x20
8"x8"

Espessura
Thickness

8 mm
0.32 in

HERITAGE

NAT



CASCAIS	P. 328	P.V.	P.V.
TOMAR	P. 332	P.V.	P.V.
BRAGA	P. 336	P.V.	
COIMBRA	P. 338	P.V.	
LISBOA	P. 340	P.V.	
PORTO	P. 342	P.V.	

ACABAMENTO DA SUPERFÍCIE
SURFACE FINISHING



Pavimento
Floor Tiles



Revestimento
Wall Tiles



Não Retificados
Non Rectified



Ingelivo
Frost Resistant



Brilhante
Glossy



NAT Natural
Natural

Mais informação técnica: página 480
More technical information: page 480



HERITAGE

6 TEMAS DECORATIVOS
DECORATIVE MOTIFS

1 FORMATO PAVIMENTO
FLOOR TILE SIZES

2 ACABAMENTOS
FINISHINGS

**Os azulejos como estilo eclético
da cultura portuguesa.**

Tiles as a common ground
in the eclectic portuguese culture.

HERITAGE



ENCAUSTIC EFFECT

MIX & MATCH

CASCAIS

PASTEL PASTEL
M20x20 cm 8"x8"

± 8 mm 0.32 in



NAT CA1 9380 CA1 9390



NAT CA2 9381 CA2 9391



NAT CA3 9382 CA3 9392



NAT CA4 9383 CA4 9393



NAT CA5 9384 CA5 9394



NAT CA6 9385 CA6 9395



NAT CA7 9386 CA7 9396



NAT CA8 9387 CA8 9397



HERITAGE | CASCAIS | NATURAL NATURAL | PASTEL PASTEL | M20x20 cm 8"x8" | CA 4 9383

Nota: Podem existir diferenças de tonalidade entre acabamentos diferentes.
Note: Shade variation may exist between different finish.

EMBALAGENS E PESOS \ PACKING AND WEIGHTS

EMB001 Rev 91/1122

Formato Size	Caixa Box			Paleta Pallet				
	Pcs. Stk.	m ² / m	kg	Caixa / Paleta Box / Pallet	m ²	Net. kg	Brut. kg	cm
M20x20x0,8cm	19	0,7600 m ²	12,87	84	63,8400	1.081	1.106	120x80x73

HERITAGE



ENCAUSTIC EFFECT

MIX & MATCH

TOMAR

BRANCO - CASTANHO
WHITE - BROWN
M20x20 cm 8"x8"
± 8 mm 0.32 in

T8 9357 **T8 9367** **T1 9350** **T1 9360** **T2 9351** **T2 9361** **T3 9352** **T3 9362**
T6 9355 **T6 9365** **T7 9356** **T7 9366** **T5 9354** **T5 9364** **T4 9353** **T4 9363**



HERITAGE

Nota: Podem existir diferenças de tonalidade entre acabamentos diferentes.
Note: Shade variation may exist between different finish.

EMBALAGENS E PESOS \ PACKING AND WEIGHTS EMB001 Rev 91/1122

Formato Size	Caixa Box			Paleta Pallet				
	Pcs. Stk.	m ² / m	kg	Caixa / Paleta Box / Pallet	m ²	Net. kg	Brut. kg	cm
M20x20x0,8cm	19	0,7600 m ²	12,87	84	63,8400	1.081	1.106	120x80x73

ENCAUSTIC
EFFECT

MIX & MATCH

V1 R9 28-31 23-26 >0.42


BRAGA
PRETO – BRANCO
BLACK – WHITE
M20x20 cm 8"x8"
8 mm 0.32 in

BRANCO NUVEM
WHITE CLOUD
9204


BRANCO
WHITE
9205

CINZA
GREY
9206


ANTRACITE
ANTHRACITE
9207




B1 9268




B2 9269



B3 9270



B4 9271



B5 9272



B6 9275



B7 9273



B8 9274



B9 9277



B10 9276



HERITAGE | BRAGA | PRETO – BRANCO BLACK – WHITE | M20x20 cm 8"x8" | B10 9276

EMBALAGENS E PESOS \ PACKING AND WEIGHTS EMB001 Rev 91/1122

Formato Size	Caixa Box			Paleta Pallet				
	Pcs. Stk.	m ² / m	kg	Caixa / Paleta Box / Pallet	m ²	Net. kg	Brut. kg	cm
M20x20x0,8cm	19	0,7600 m ²	12,87	84	63,8400	1.081	1.106	120x80x73

ENCAUSTIC EFFECT

MIX & MATCH




COIMBRA
PRETO – BRANCO
BLACK – WHITE
M20x20 cm 8"×8"
8 mm 0.32 in


BRANCO NUVEM
WHITE CLOUD
9204



C1 9214




C2 9209




C3 9213




C4 9211



C5 9212



C6 9210



C7 9208

HERITAGE



EMBALAGENS E PESOS \ PACKING AND WEIGHTS EMB001 Rev 91/1122

Formato Size	Caixa Box			Paleta Pallet				
	Pcs. Stk.	m ² / m	kg	Caixa / Paleta Box / Pallet	m ²	Net. kg	Brut. kg	cm
M20x20x0,8cm	19	0,7600 m ²	12,87	84	63,8400	1.081	1.106	120x80x73

ENCAUSTIC
EFFECT

MIX & MATCH



LISBOA
AZUL - AMARELO
BLUE - YELLOW
M20x20 cm 8"x8"
8 mm 0.32 in

BRANCO NUVEM
WHITE CLOUD
9204

BRANCO
WHITE
9205

CINZA
GREY
9206

ANTRACITE
ANTHRACITE
9207



L1 9229



L2 9227




L3 9224



L4 9228



L5 9226



L6 9225

HERITAGE



EMBALAGENS E PESOS \ PACKING AND WEIGHTS EMB001 Rev 91/1122

Formato Size	Caixa Box			Paleta Pallet				
	Pcs. Stk.	m ² / m	kg	Caixa / Paleta Box / Pallet	m ²	Net. kg	Brut. kg	cm
M20x20x0,8cm	19	0,7600 m ²	12,87	84	63,8400	1.081	1.106	120x80x73

ENCAUSTIC
EFFECT

MIX & MATCH



PORTO

CINZA - AZUL
GREY - BLUE
M20x20 cm 8"x8"
8 mm 0.32 in


BRANCO NUVEM
WHITE CLOUD
9204



P1 9216



P2 9219




P3 9221



P4 9215



P5 9220



P6 9218



P7 9217

EMBALAGENS E PESOS \ PACKING AND WEIGHTS				EMB001 Rev 91/1122				
Formato Size	Caixa Box			Paleta Pallet				
	Pcs. Stk.	m ² / m	kg	Caixa / Paleta Box / Pallet	m ²	Net. kg	Brut. kg	cm
M20x20x0,8cm	19	0,7600 m ²	12,87	84	63,8400	1.081	1.106	120x80x73



HERITAGE

A.Z.

AZULEJO DE PASTA BRANCA BICOZEDURA
DOUBLE FIRED WHITE BODY WALL TILE

FAÏENCE EN PÂTE BLANCHE BI-CUISSON
WEISS-SCHERBIGE ZWEIBRAND STEINGUTFLIESEN

P.V.

PORCELANATO VIDRADO
GLAZED PORCELAIN STONWARE

GRÈS CÉRAME ÉMAILLÉ
FEINSTEINZEUG GLASIERT

COLOUR



Retificados
Rectified



Não Retificados
Non Rectified



49x99 RTF
19"x39" RTF



30x90 RTF
12"x35" RTF



M25x75
10"x30"



M25x55
10"x22"



M25x45
10"x18"



M10x40
4"x16"



M10x30
4"x12"



M10x30
4"x12"



M7,5x15
3"x6"



7,5x25
3"x10"



15x15
6"x6"



7,5x15
3"x6"



7,5x15
3"x6"

cm
in

		Espessura Thickness																	
		9 mm 0.35 in	10 mm 0.39 in	9 mm 0.35 in	8 mm 0.32 in	8 mm 0.32 in	8 mm 0.32 in	8 mm 0.32 in	8 mm 0.32 in	8 mm 0.32 in	7,5 mm 0.30 in	7,5 mm 0.30 in	8 mm 0.32 in	7 mm 0.28 in	7 mm 0.28 in	5,8 mm 0.23 in	5,8 mm 0.23 in		
BRANCOS	P. 346	P.V.	A.Z.	A.Z.	A.Z.	A.Z.	A.Z.												
ART	P. 352		A.Z.																
BLOOM	P. 358																		
TREND	P. 364																		
VIBE	P. 370																		
COSMOPOLITAN	P. 376																		
CRACKLÉ	P. 384																		
METRO	P. 392																		
NEW YORK	P. 400																		
SOHO	P. 406																		
TIFFANY	P. 412																		
INFINITY	P. 418																		
LUX	P. 426																		
MANHATTAN	P. 434																		
SPLASH - ELEMENT	P. 442																		
SPLASH - POOL	P. 450																		

MIX & MATCH

ACABAMENTO DA SUPERFÍCIE SURFACE FINISHING



Pavimento
Floor Tiles



Revestimento
Wall Tiles



Retificados
Rectified



Não Retificados
Non Rectified



Ingelivo
Frost Resistant



Brilhante
Glossy



Mate
Matt



NAT Natural

Mais informação técnica: página 480
More technical information: page 480



BRANCOS

2 CORES
COLOURS

4 FORMATOS REVESTIMENTO
WALL TILES SIZES

3 ESTRUTURAS
STRUCTURES

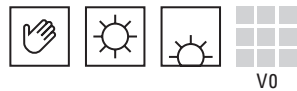
1 COR
COLOUR

1 FORMATOS PAVIMENTO
FLOOR TILES SIZES

**Acabamentos mate e brilhante,
texturas neutras e suaves,
formatos de pequena
e grande dimensão que coexistem
em perfeita harmonia!**



Contrasting matt and glossy finishes,
neutral and soft textures,
small sizes and large slabs coexist
in perfect harmony!

COLOUR




30x90 cm RTF 12"x35" RTF
 10 mm 0.39 in

BRANCO WHITE	16000	16001
PÉROLA PEARL	16002	16003




MISTRAL

30x90 cm RTF
12"x35" RTF



16000/450 16001/450



16002/450 16003/450

LEAF

30x90 cm RTF
12"x35" RTF



16000/650 16001/650



16002/650 16003/650

BRANCOS



M25x75 cm 10"x30"
9 mm 0.35 in



M25x55 cm 10"x22"
8 mm 0.32 in



M25x45 cm 10"x18"
8 mm 0.32 in

BRANCO WHITE	6000	6001	4000	4001	3001	3000
PÉROLA PEARL	-	-	4002	4003	3002	-

ONDA

M25x75 cm
10"x30"
M25x55 cm
10"x22"



BRANCO WHITE 6002 **M25x75 cm**
4097 **M25x55 cm**

LISTEL

2x55 cm 0.79"x22"
8 mm 0.32 in



COBRE COPPER 0450/761 0450/769

2x55 cm 0.79"x22"
8 mm 0.32 in



AÇO STEEL 0450/759 0450/760

Outros formatos de revestimento com o Branco CINCA: Other wall sizes with White CINCA:

M20x40 cm 8"x16" · **M10x30 cm** 4"x12" · **M20x20 cm** 8"x8" · **M15x15 cm** 6"x6"

Listéis Plano e outras Peças Especiais Piano Listels and other Special Trims

arquitectos P.464

DIAMOND M10x30 cm 4"x12" · **DIAMOND 7,5x15 cm** 3"x6" · **7,5x15 cm** 3"x6"


Rodapés Bullnoses

TIFFANY P.412

RTF = Retificado
RTF = Rectified

EMBALAGENS E PESOS \ PACKING AND WEIGHTS EMB001 Rev 91/1122

Formato Size	Caixa Box			Paleta Pallet				
	Pcs. Stk.	m ² / m	kg	Caixa / Paleta Box / Pallet	m ²	Net. kg	Brut. kg	cm
REVESTIMENTO WALL TILES								
30x90x1 cm RTF 298x898 mm	4	1,0800 m ²	19,25	48	51,8400	924	949	120x100x85
M25x75x0,9 cm	7	1,3125 m ²	21,00	42	55,125	882	907	120x80x90
M25x55x0,8 cm	10	1,3750 m ²	18,29	48	66,0000	878	903	120x80x90
M25x45x0,8 cm	10	1,125 m ²	15,25	60	67,50	915	940	120x80x92
Mistral - Leaf	30x90x1 cm RTF 298x898 mm	4	1,0800 m ²	19,25				
Onda	M25x75x0,9 cm	7	1,3125 m ²	21,00				
Onda	M25x55x0,8 cm	10	1,375 m ²	18,90				
Listel Listel	2x55x0,8 cm	9	4,95 m	2,00				



49×99 cm RTF 19"×39" RTF

9 mm 0.35 in

RODAPÉ
BULLNOSE

8×49 cm RTF ROD 3.15"×19" RTF ROD

9 mm 0.35 in

BRANCO WHITE

9000

9000

EMBALAGENS E PESOS \ PACKING AND WEIGHTS

EMB001 Rev 91/1122

Formato Size	Caixa Box			Paleta Pallet				
	Pcs. Stk.	m ² / m	kg	Caixa / Paleta Box / Pallet	m ²	Net. kg	Brut. kg	cm
PAVIMENTO FLOOR TILES								
49×99×0,9 cm RTF 493×987 mm	3	1,4553 m ²	27,04	32	46,5696	865	890	120×100×64
Rodapé Bullnose 8×49×0,9 cm RTF ROD	26	12,7400 m	19,90					

Outros formatos de pavimento com o Branco CINCA:

Other floor sizes with White CINCA:

M30×30 cm 12"×12" · M10×30 cm 4"×12" · M20×20 cm 8"×8" · M20×20 cm AD 8"×8" AD

Peças Especiais Special Trims

NovaArquitetura P. 458

RTF = Retificado
RTF = Rectified



ART

6 CORES
COLOURS

1 FORMATO REVESTIMENTO
WALL TILE SIZE

3 ESTRUTURAS
STRUCTURES

3 MOSAICOS
MOSAICS

**Design minimalista
mas irreverentemente estruturado.**

Tiles with a minimalist design
but talented and skilled details.

ART | BRANCO WHITE | 30x90 cm RTF 12x36 RTF | 16038

ART | PRETO BLACK | 30x90 cm RTF 12x36 RTF | 16043

ART | PRETO - BRANCO - AZUL BLACK - WHITE - BLUE | Mosaico Flecha 12 Mosaic Arrow 12 | 22x29 cm 9x11" | 16038/313

IMAGINE SOUL | PIMENTA PEPPER | 24,5x99 cm RTF 10x39 RTF | 9105



ART | PÉROLA PEARL | Mistral | 30x90 cm RTF | 12"x35" RTF | 16040/450

ART



ART | TAUPE TAUPE - PÉROLA PEARL | 30x90 cm RTF | 12"x35" RTF | 16042 - 16040
 ART | PÉROLA PEARL | Mistral | 30x90 cm RTF | 12"x35" RTF | 16040/450
 MERCURY | ANTRACITE ANTHRACITE | 49x99 cm RTF | 19"x39" RTF | 9146

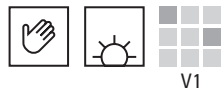
COLOUR




30x90 cm RTF 12"x35" RTF

10 mm 0.39 in

BRANCO WHITE	16038
CINZA GREY	16039
PÉROLA PEARL	16040
AZUL BLUE	16041
TAUPE TAUPE	16042
PRETO BLACK	16043



MOSAICO 121
MOSAIC 121

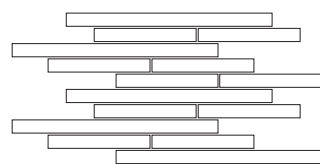


33x33 cm 13"x13"

10 mm 0.39 in

*****/121

MOSAICO MURETO 15
MOSAIC MURETO 15




29x40 cm 11"x16"

10 mm 0.39 in

*****/015

MOSAICO FLECHA 12
MOSAIC ARROW 12



22x29 cm 9"x11"

10 mm 0.39 in

PRETO BLACK	16038/313	PÉROLA PEARL	16040/313
BRANCO WHITE		TAUPE TAUPE	
AZUL BLUE		BRANCO WHITE	

BRANCO WHITE

16038

AZUL BLUE

16041

PRETO BLACK

16043

CINZA GREY

16039

PÉROLA PEARL

16040

TAUPE TAUPE

16042



PAVIMENTO SUGERIDO SUGGESTED FLOOR TILES

FACTORY




BETÃO CONCRETE 8822

IMAGINE SOUL



AMÊNDOA ALMOND 9107




CAJU CASHEW 9101



PIMENTA PEPPER 9105

MERCURY




ANTRACITE ANTHRACITE 9146

RTF = Retificado
RTF = Rectified

ART

MISTRAL

30x90 cm RTF 12"x35" RTF



16038/450



16041/450



16043/450



16039/450



16040/450



16042/450

LEAF

30x90 cm RTF 12"x35" RTF



16038/650




16041/650




16043/650



16039/650




16040/650



16042/650

BLEND


30x90 cm RTF 12"x35" RTF



16038/905



16041/905



16043/905

EMBALAGENS E PESOS \ PACKING AND WEIGHTS

EMB001 Rev 91/1122

Formato Size	Caixa Box			Paleta Pallet				
	Pcs. Stk.	m ² / m	kg	Caixa / Paleta Box / Pallet	m ²	Net. kg	Brut. kg	cm
Mistral - Leaf 30x90x1 cm RTF 298x898 mm	4	1,0800 m ²	19,25	48	51,8400	924	949	120x100x85
Mosaico 121 Mosaic 121 33x33x1 cm	8	0,8712 m ²	10,728					
Mosaico Mureto 15 Mosaic Mureto 15 29x40x1 cm	6	0,696 m ²	11,61					
Mosaico Flecha 12 Mosaic Arrow 12 22x29x1 cm	8	0,5104 m ²	9,85					



BLOOM

5 CORES
COLOURS

1 FORMATO REVESTIMENTO
WALL TILES SIZE

1 ESTRUTURA
STRUCTURE

1 DECORADO
DECOR

**Versatilidade, tendência
e elegância.**

Versatility, trend and elegance.

BLOOM | VERDE GREEN | M 25x55 cm 10"x22" | 6182

BLOOM | CINZA GREY | M 25x55 cm 10"x22" | 6180

BLOOM | CINZA GREY | Wave | M 25x55 cm 10"x22" | 6180/400

IMAGINE SOUL | CAFÉ COFFEE | 24,5x99 cm RTF - 16x99 cm RTF - 10x39" RTF - 6"x39" RTF | 9103

IMAGINE SOUL | CAFÉ COFFEE | Mosaico 36 | 33x33 cm 13"x13" | 9103/640

BLOOM

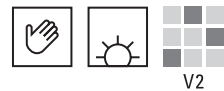


COLOUR



M25x55 cm 10"x22"

8 mm 0.32 in



BRANCO WHITE	6178
PÉROLA PEARL	6179
CINZA GREY	6180
TAUPE TAUPE	6181
VERDE GREEN	6182
VARIAÇÕES GRÁFICAS: GRAPHIC VARIATIONS:	ATÉ 12 UP TO 12

WAVE

M25x55 cm 10"x22"

STAMP

M25x55 cm 10"x22"

6 VARIAÇÕES GRÁFICAS
6 GRAPHIC VARIATIONS




6178



6178/400



6178/800



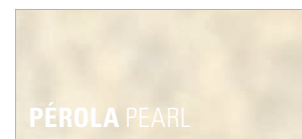
6180




6180/400



6180/800



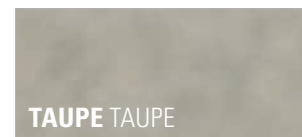

6179



6179/400



6179/800



6181



6181/400



6181/800



6182



6182/400




6182/800

PAVIMENTO SUGERIDO SUGGESTED FLOOR TILES

TIMBER



MEL HONEY 9413



GENGIBRE GINGER 9412



CAFÉ COFFEE 9103

IMAGINE SOUL



BLOOM

BLOOM | PÉROLA PEARL | M 25x55 cm 10"x22" | 6179
BLOOM | PÉROLA PEARL | Stamp | M 25x55 cm 10"x22" | 6179/800

EMBALAGENS E PESOS \ PACKING AND WEIGHTS

EMB001 Rev 91/1122

Formato Size	Caixa Box			Paleta Pallet				
	Pcs. Stk.	m ² / m	kg	Caixa / Paleta Box / Pallet	m ²	Net. kg	Brut. kg	cm
M25x55x0,8 cm	10	1,3750 m ²	18,29	48	66,0000	878	903	120x80x90
Wave - Stamp	10	1,3750 m ²	18,90					



TREND

7 CORES
COLOURS

2 FORMATOS REVESTIMENTO
WALL TILES SIZES

1 ESTRUTURA
STRUCTURE

2 DECORADOS
DECORS

1 MOSAICO
MOSAIC

**Cores vibrantes
e nuances modernas
que seguem as últimas
tendências da moda.**

Vibrant colors and stylish shades
following the latest fashion trends.



TREND | CHAMPAGNE CHAMPAGNE | M 10x30 cm 4"x12" | 6156

TREND

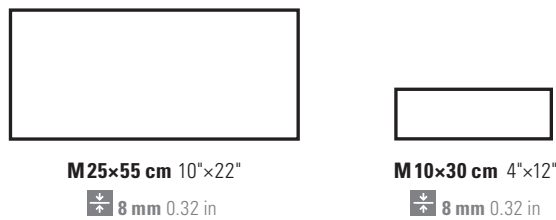


TREND | CHAMPAGNE CHAMPAGNE | M 25x55 cm 10"x22" | 6156

TREND | TAUPE TAUPE | M 25x55 cm 10"x22" | 6158


IMAGINE SOUL | SÉSAMO SESAME | 24,5x99 cm RTF · 16x99 cm RTF · 10x39" RTF · 6"x39" RTF | 9104

COLOUR



BRANCO WHITE	6154	6154
CINZA GREY	6155	6155
CHAMPAGNE CHAMPAGNE	6156	6156
TURQUESA TURQUOISE	6157	6157
TAUPE TAUPE	6158	6158
VERDE GREEN	6159	6159
AZUL BLUE	6160	6160

MOSAICO 121
MOSAIC 121



33x33 cm 13"x13"
8 mm 0.32 in

****/221

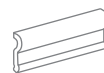
RODAPÉ
BULLNOSE



7,5x25 cm 3"x10"
8 mm 0.32 in

****/050

V-CAP
V-CAP




7,5x25 cm 3"x10"
8 mm 0.32 in

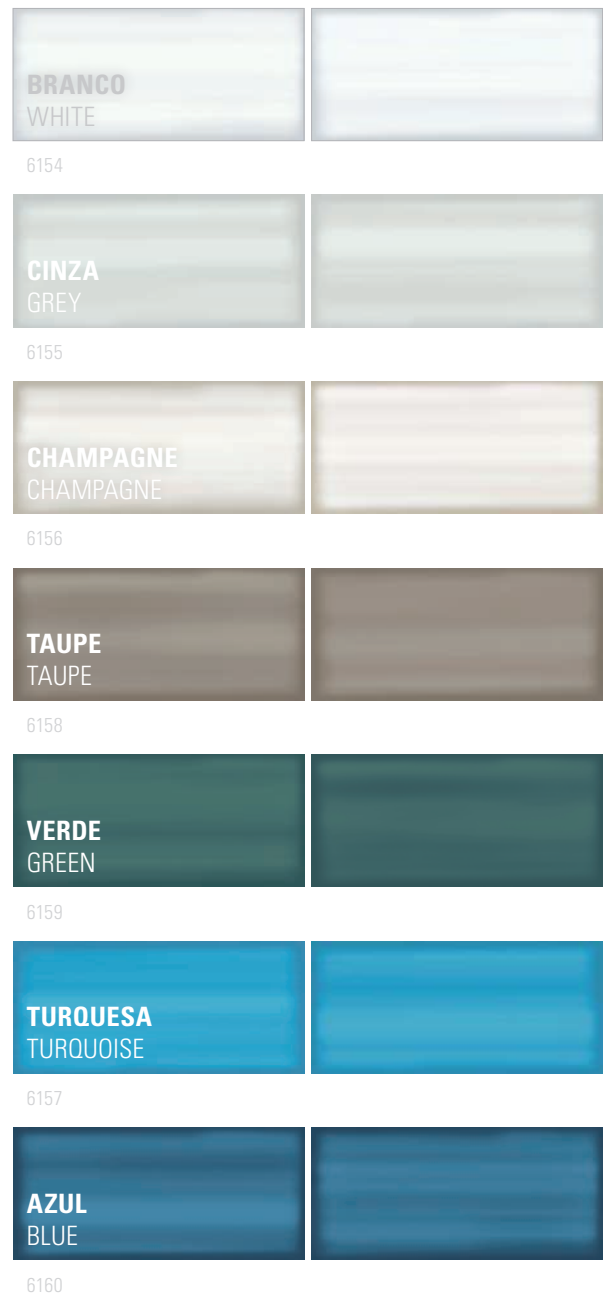
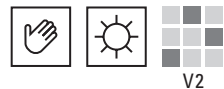
****/020

PAVIMENTO SUGERIDO SUGGESTED FLOOR TILES

IMAGINE SOUL




CAJU CASHEW 9101 **SÉSAMO** SESAME 9104 **PIMENTA** PEPPER 9105



TREND

ONDA M25x55 cm 10"x22" 74 **SQUARES** M25x55 cm 10"x22" 74 **SHATTER** M25x55 cm 10"x22" 74



EMBALAGENS E PESOS \ PACKING AND WEIGHTS									
EMBO01 Rev 91/1122									
Formato Size	Caixa Box			Paleta Pallet					
	Pcs. Stk.	m ² / m	kg	Caixa / Paleta Box / Pallet	m ²	Net. kg	Brut. kg	cm	
M25x55x0,8cm	10	1,3750 m ²	18,29	48	66,0000	878	903	120x80x90	
M10x30x0,8cm	30	0,9000 m ²	11,52	88	79,2000	1.014	1.039	120x80x93	
Onda - Squares - Shatter M25x55x0,8cm	10	1,375 m ²	18,90						
Mosaico 121 Mosaic 121 33x33x0,8cm	10	1,089 m ²	13,41						
Rodapé Bullnose 7,5x25x0,8cm	44	11,00 m	11,04						
V-Cap V-Cap 7,5x25x0,8cm	7	1,75 m	2,41						



VIBE

8 CORES
COLOURS

1 FORMATO REVESTIMENTO
WALL TILES SIZE

**Conjugação de cores intensas
e superfícies
brilhantes irregulares.**

A mixture of intense colours
and glossy surfaces
with a subtly irregular glaze.

VIBE | VERDE GREEN | M 25x55cm 10"x22" | 6174
 VIBE | TAUPE TAUPE | M 25x55cm 10"x22" | 6172
 SPLASH | ELEMENT | VERDE FOLHA LEAF GREEN | 15x15cm 6"x6" | 9326
 IMAGINE SOUL | SÉSAMO SESAME | 24,5x99cm RTF · 16x99cm RTF 10"x39" RTF · 6"x39" RTF | 9104

VIBE

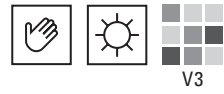


VIBE | PÉROLA PEARL | M 25×55 cm 10"×22" | 6171
 VIBE | TAUPE TAUPE | M 25×55 cm 10"×22" | 6172
 IMAGINE SOUL | CHIA CHIA | 16×99 cm RTF 6"×39" RTF | 9102

COLOUR



M25x55 cm 10"x22"
 8 mm 0.32 in




BRANCO WHITE	6170
PÉROLA PEARL	6171
TAUPE TAUPE	6172
AMARELO YELLOW	6173
VERDE GREEN	6174
AZUL BLUE	6175
TIJOLO BRICK	6176
ANTRACITE ANTHRACITE	6177

VARIAÇÕES GRÁFICAS: 12 VARIAÇÕES GRÁFICAS
 GRAPHIC VARIATIONS: UP TO 12 GRAPHIC VARIATIONS



PAVIMENTO SUGERIDO SUGGESTED FLOOR TILES

IMAGINE SOUL INDUSTRIAL STONE



SÉSAMO CHIA BRANCO
 SESAME CHIA WHITE
 9104 9102 9240

EMBALAGENS E PESOS \ PACKING AND WEIGHTS				EMB001 Rev 91/1122				
Formato Size	Caixa Box			Paleta Pallet				
	Pcs. Stk.	m ² / m	kg	Caixa / Paleta Box / Pallet	m ²	Net. kg	Brut. kg	cm
M25x55x0,8cm	10	1,3750 m ²	18,29	48	66,0000	878	903	120x80x90



VIBE

VIBE | TIJOLO BRICK | M 25x55 cm 10"x22" | 6176



COSMOPOLITAN

7 CORES
COLOURS

2 ACABAMENTOS
FINISHINGS

1 FORMATO
REVESTIMENTO
WALL TILE
SIZE

ATÉ
UPTO
5 FUNDOS
ESTRUTURADOS
FIELD TILE
STRUCTURES

COMBINAÇÃO DE
COMBINATION OF
5 ESTRUTURAS
DECORATIVAS
DECORATIVE
STRUCTURES

Azulejos M10×40 discretos e elegantes, que combinam texturas e acabamentos de forma intrigante.

M10×40 wall tiles discreet and elegant, which combine textures and finishes in intriguing ways.

COSMOPOLITAN





COSMOPOLITAN | MONUMENTAL MIST MONUMENTAL MIST | Mix | M 10x40 cm 4x16" | 12231/400
 COSMOPOLITAN | CINZA GREY | Mix | M 10x40 cm 4x16" | 12231/400
 COSMOPOLITAN | VERDE SAFARI SAFARI GREEN | M 10x40 cm 4x16" | 12228

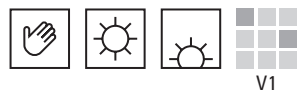
COSMOPOLITAN



COSMOPOLITAN | VERDE SAFARI SAFARI GREEN | Mix | M 10x40 cm 4x16" | 12328/400
 ARQUITECTOS | VERDE SAFARI SAFARI GREEN | M 20x40 cm 8x16" | 2328
 HERITAGE | BRAGA | PRETO - BRANCO BLACK - WHITE | M 20x20 cm 8x8" | B10 9276

COLOUR

MIX & MATCH



M 10x40 cm 4"x16"

± 8 mm 0.32 in




BRANCO WHITE	12200	12300
CINZA AÇO STEEL GREY	12203	12303
PRETO BLACK	12209	12309
VERDE SAFARI SAFARI GREEN	12228	12328
CINZA GREY	12231	12331
AZUL BLUE	12233	12333
MONUMENTAL MIST	12234	12334

MIX

BRANCO WHITE	12200/400	12300/400
CINZA AÇO STEEL GREY	12203/400	12303/400
PRETO BLACK	12209/400	12309/400
VERDE SAFARI SAFARI GREEN	12228/400	12328/400
CINZA GREY	12231/400	12331/400
AZUL BLUE	12233/400	12333/400
MONUMENTAL MIST	12234/400	12334/400

PRETO
BLACK



CINZA
GREY



CINZA
AÇO
STEEL
GREY



MONOMETAL
MIST
MONUMENTAL
MIST



BRANCO
WHITE



VERDE
SAFARI
SAFARI
GREEN



AZUL
BLUE







ATÉ 5 FUNDOS ESTRUTURADOS
UP TO 5 FIELD TILE STRUCTURES

COMBINAÇÃO DE 5
ESTRUTURAS DECORATIVAS
COMBINATION OF 5
DECORATIVE STRUCTURES



COSMOPOLITAN



EMBALAGENS E PESOS \ PACKING AND WEIGHTS

EMB001 Rev 91/1122

Formato Size	Caixa Box			Paleta Pallet				
	Pcs. Stk.	m ² / m	kg	Caixa / Paleta Box / Pallet	m ²	Net. kg	Brut. kg	cm
M10x40x0,8cm	30	1,2000 m ²	15,80	52	62,4000	822	847	120x80x95



BRILHANTE
GLOSSY



MATE
MATT

Nota: Podem existir diferenças de tonalidade entre acabamento brilhante e mate.
Note: Shade variation may exist between glossy and matt finish.



CRACKLÉ

10 CORES
COLOURS

2 FORMATOS REVESTIMENTO
WALL TILES SIZES

**Efeito iridescente
e teia de fissuras que conferem
carácter aos diferentes espaços.**

Iridescent effect and cracks,
bring character to all rooms.



CRACKLÉ | CINZA CLARO LIGHT GREY | M 10x30 cm 4"x12" | 9402
 CRACKLÉ | CINZA CLARO LIGHT GREY | Rodapé Côncavo Cove Skirting | M 10x20 cm RC 4"x8" RC | 9402




CRACKLÉ

CRACKLÉ | BRANCO WHITE | M 10x30 cm 4"x12" | 9400
 CRACKLÉ | BRANCO WHITE | Cantoneira Convexa External Profile Edge | 20x3 cm CX 8"x1.18" CX | 9400



CRACKLÉ | AMARELO LIMÃO LEMON YELLOW | M 7,5x15 cm 3" x 6" | 9409

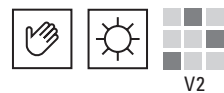
CRACKLÉ



CRACKLÉ | VERDE ESMERALDA EMERALD GREEN | M 10x30 cm 4"x12" | 9407

COLOUR

MIX & MATCH



M10×30 cm 4"×12"
8 mm 0.32 in

RODAPÉ
BULLNOSE



M10×30 cm B1G 4"×12" B1G
8 mm 0.32 in

Ref.: 94**/050

RODAPÉ
BULLNOSE



M10×30 cm B1P 4"×12" B1P
8 mm 0.32 in

Ref.: 94**/025

RODAPÉ CÔNCAVO
COVE SKIRTING



M10×20 cm RC 4"×8" RC
6 mm 0,24 in

Ref.: 94**

CANTONEIRA CONVEXA
EXTERNAL PROFILE EDGE



20×3 cm CX 8"×1.18" CX
6 mm 0,24 in

Ref.: 94**



M7,5×15 cm 3"×6"
8 mm 0.32 in

RODAPÉ
BULLNOSE



M7,5×15 cm B1G 3"×6" B1G
8 mm 0.32 in

Ref.: 94**/050

RODAPÉ
BULLNOSE



M7,5×15 cm B1P 3"×6" B1P
8 mm 0.32 in

Ref.: 94**/025

ÂNGULO INTERNO
INTERNAL ANGLE



10×3 cm AI 4"×1.18" AI
6 mm 0,24 in

Ref.: 94**

CANTONEIRA CÔNCAVA
INTERNAL PROFILE EDGE



20×3 cm CV 8"×1.18" CV
6 mm 0,24 in

Ref.: 94**

ROSA
PINK



9404

BRANCO
WHITE




9400

CINZA CLARO
LIGHT GREY




9402

CINZA ESCURO
DARK GREY



9403

BEGE
BEIGE



9401

AMARELO LIMÃO
LEMON YELLOW



9409

AZUL ELÉTRICO
ELECTRIC BLUE



9405

AZUL
BLUE



9406

VERDE MAR
SEA GREEN



9408

VERDE ESMERALDA
EMERALD GREEN



9407



A aplicação do Porcelanato Vidrado CRACKLÉ requer especial cuidado para evitar a absorção de agentes manchantes. Aconselhamos a utilização de um produto selante de proteção da superfície antes e depois do rejuntamento.

Installation of our CRACKLÉ Ceramic Tile requires special procedures in order to avoid the absorption of staining agents over time. We advise the use of sealer product twice – once before grouting and once after.

CRACKLÉ



CRACKLÉ | BRANCO WHITE | M 7,5×15 cm 3"×6" | 9400
CRACKLÉ | VERDE MAR SEA GREEN | Cantoneira Convexa External Profile Edge | 20×3 cm CX
CRACKLÉ | VERDE MAR SEA GREEN | M 7,5×15 cm 3"×6" | 9408

EMBALAGENS E PESOS \ PACKING AND WEIGHTS

EMB001 Rev 91/1122

	Formato Size	Caixa Box			Palete Pallet				
		Pcs. Stk.	m ² / m	kg	Caixa / Paleta Box / Pallet	m ²	Net. kg	Brut. kg	cm
	M10×30×0,8 cm	42	1,2600 m ²	20,93	48	60,4800	1.005	1.030	120×80×73
	M7,5×15×0,8 cm	44	0,4950 m ²	7,90	120	59,4000	948	973	120×80×77
Rodapé Bullnose	M10×30×0,8 cm B1G	42	12,60 m	23,10					
Rodapé Bullnose	M10×30×0,8 cm B1P	42	12,60 m	23,10					
Rodapé Côncavo Cove Skirting	M10×20×0,6 cm RC	10	2,00 m	3,30					
Rodapé Bullnose	M7,5×15×0,8 cm B1G	44	6,60 m	7,90					
Rodapé Bullnose	M7,5×15×0,8 cm B1P	44	6,60 m	7,90					
Cantoneira Convexa External Profile Edge	20×3×0,6 cm CX	25	-	2,25					
Cantoneira Côncava Internal Profile Edge	20×3×0,6 cm CV	25	-	2,25					
Ângulo Interno Internal Angle	10×3×0,6 cm AI	4	-	0,20					

PEÇAS ESPECIAIS DISPONÍVEIS NAS 10 CORES.
SPECIAL TRIMS AVAILABLE IN ALL 10 COLOURS.



METRO

10 CORES
COLOURS

2 FORMATOS REVESTIMENTO
WALL TILES SIZE

**Adicione um pouco de
sofisticação ao intemporal
"subway tile" nos formatos
M 7,5×15 e M 10×30.**

Add a little something extra
to the timeless subway tiles
in both formats
M 7,5×15 and M 10×30.



METRO



METRO | BEGE/BEIGE | M 7,5x15cm 3"x6" | 9311
 METRO | TIFFANY TIFFANY | Cantoneira Convexa External Profile Edge | 20x3 cm CX 8" x 1,18" CX | 9319
 METRO | TIFFANY TIFFANY | M 10x30cm 4" x 12" | 9319
 IMAGINE SOUL | AMÊNDOA ALMÔNDO | 24,5x39cm RTF 10"x39" RTF | 9107

METRO



METRO | AZUL BLUE | M 7,5x15cm 3"x6" | 9317
 METRO | CINZA CLARO LIGHT GREY | M 7,5x15cm 3"x6" | 9312

COLOUR

MIX & MATCH



V2

**M10×30 cm** 4"×12"

8 mm 0.32 in

RODAPÉ
BULLNOSE**M10×30 cm B1G** 4"×12" B1G

8 mm 0.32 in

Ref.: 93**/050

RODAPÉ
BULLNOSE**M10×30 cm B1P** 4"×12" B1P

8 mm 0.32 in

Ref.: 93**/025

RODAPÉ CÔNCAVO
COVE SKIRTING**M10×20 cm RC** 4"×8" RC

6 mm 0,24 in

Ref.: 93**

CANTONEIRA CONVEXA
EXTERNAL PROFILE EDGE**20×3 cm CX** 8"×1.18" CX

6 mm 0,24 in

Ref.: 93**

**M7,5×15 cm** 3"×6"

8 mm 0.32 in

RODAPÉ
BULLNOSE**M7,5×15 cm B1G** 3"×6" B1G

8 mm 0.32 in

Ref.: 93**/050

RODAPÉ
BULLNOSE**M7,5×15 cm B1P** 3"×6" B1P

8 mm 0.32 in

Ref.: 93**/025

ÂNGULO INTERNO
INTERNAL ANGLE**10×3 cm AI** 4"×1.18" AI

6 mm 0,24 in

Ref.: 93**

CANTONEIRA CÔNCAVA
INTERNAL PROFILE EDGE**20×3 cm CV** 8"×1.18" CV

6 mm 0,24 in

Ref.: 93**

TIFFANY
TIFFANY

9319

AZUL
BLUE


9317

AZUL MARINHO
NAVY BLUE


9316

ROSA
PINK

9314

BEGE
BEIGE

9311

BRANCO
WHITE

9310

MONUMENTAL MIST
MONUMENTAL MIST

9315

CINZA CLARO
LIGHT GREY

9312

CINZA
GREY

9313

PRETO
BLACK

9318

PEÇAS ESPECIAIS DISPONÍVEIS NAS 10 CORES.
SPECIAL TRIMS AVAILABLE IN ALL 10 COLOURS.

METRO



METRO | CINZA CLARO LIGHT GREY | M7,5×15 cm 3"×6" | 9312
 METRO | MONUMENTAL MIST MONUMENTAL MIST | M7,5×15 cm 3"×6" | 9315
 METRO | ROSA PINK | M7,5×15 cm 3"×6" | 9314

EMBALAGENS E PESOS \ PACKING AND WEIGHTS

EMB001 Rev 91/1122

	Formato Size	Caixa Box			Paleta Pallet				
		Pcs. Stk.	m ² / m	kg	Caixa / Paleta Box / Pallet	m ²	Net. kg	Brut. kg	cm
	M10×30×0,8 cm	42	1,2600 m ²	20,93	48	60,4800	1.005	1.030	120×80×73
	M7,5×15×0,8 cm	44	0,4950 m ²	7,90	120	59,4000	948	973	120×80×77
Rodapé Bullnose	M10×30×0,8 cm B1G	42	12,60 m	23,10					
Rodapé Bullnose	M10×30×0,8 cm B1P	42	12,60 m	23,10					
Rodapé Côncavo Cove Skirting	M10×20×0,6 cm RC	10	2,00 m	3,30					
Rodapé Bullnose	M7,5×15×0,8 cm B1G	44	6,60 m	7,90					
Rodapé Bullnose	M7,5×15×0,8 cm B1P	44	6,60 m	7,90					
Cantoneira Convexa External Profile Edge	20×3×0,6 cm CX	25	-	2,25					
Cantoneira Côncava Internal Profile Edge	20×3×0,6 cm CV	25	-	2,25					
Ângulo Interno Internal Angle	10×3×0,6 cm AI	4	-	0,20					



NEW YORK

7 CORES
COLOURS

2 ACABAMENTOS
FINISHINGS

1 FORMATO
REVESTIMENTO
WALL TILE
SIZE

COMBINAÇÃO DE
COMBINATION OF
6 ESTRUTURAS
DECORATIVAS
DECORATIVE
STRUCTURES

**Seis estruturas decorativas,
sete cores conjugadas
com fundo liso em mate e brilhante
para espaços únicos
e cosmopolitas.**

Six decorative structures,
seven colours available
in both glossy or matt wall tile
for unique and cosmopolitan settings.

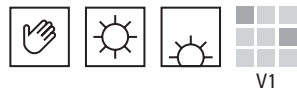
NEW YORK | BRANCO WHITE | Mix | M 10 x 30 cm 4 x 12" | 10400/300
NEW YORK | PRETO BLACK | Mix | M 10 x 30 cm 4 x 12" | 10409/300
NEW YORK | TAUPE TAUPE | Mix | M 10 x 30 cm 4 x 12" | 10429/300
NEW YORK | FOG FOG | Mix | M 10 x 30 cm 4 x 12" | 10434/300

NEW YORK



COLOUR

MIX & MATCH



M 10x30 cm 4"x12"

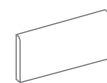
8 mm 0.32 in



BRANCO WHITE	10400	10500
ANTRACITE ANTHRACITE	10407	10507
PRETO BLACK	10409	10509
TAUPE TAUPE	10429	10529
CINZA GREY	10431	10531
AZUL BLUE	10433	10533
FOG FOG	10434	10534

MIX

BRANCO WHITE	10400/300	10500/300
ANTRACITE ANTHRACITE	10407/300	10507/300
PRETO BLACK	10409/300	10509/300
TAUPE TAUPE	10429/300	10529/300
CINZA GREY	10431/300	10531/300
AZUL BLUE	10433/300	10533/300
FOG FOG	10434/300	10534/300



M 10x30 cm 4"x12"


8 mm 0.32 in



RODAPÉ BULLNOSE

Disponível nas 7 cores. Available in 7 colours. 104**/050 105**/050

BRANCO WHITE



FOG FOG



TAUPE TAUPE



AZUL BLUE



CINZA GREY



ANTRACITE ANTHRACITE



PRETO BLACK



MIX

COMBINAÇÃO DE 6 ESTRUTURAS DECORATIVAS COMBINATION OF 6 DECORATIVE STRUCTURES



NEW YORK



Formato Size		Caixa Box			Paleta Pallet				
		Pcs. Stk.	m ² / m	kg	Caixa / Paleta Box / Pallet	m ²	Net. kg	Brut. kg	cm
M 10x30x0,8 cm		30	0,9000 m ²	11,52	88	79,2000	1.014	1.039	120x80x93
Rodapé Bullnose	M 10x30x0,8 cm	30	90 m	11,52					

BRILHANTE GLOSSY MATE MATT

Nota: Podem existir diferenças de tonalidade entre acabamento brilhante e mate. Note: Shade variation may exist between glossy and matt finish.



SOHO

10 CORES
COLOURS

2 ACABAMENTOS
FINISHINGS

1 FORMATO
REVESTIMENTO
WALL TILE
SIZE

ATÉ
UP TO
6 FUNDOS
ESTRUTURADOS
FIELD TILE
STRUCTURES

COMBINAÇÃO DE
COMBINATION OF
6 ESTRUTURAS
DECORATIVAS
DECORATIVE
STRUCTURES

**Dez cores, seis texturas
e dois acabamentos
para superfícies únicas
e originais.**

Ten colours, six textures
and two finishes for unique
and original surfaces.



SOHO | VERDE INGLÊS RACING GREEN | M 10x30 cm 4"x12" | 10206
 FACTORY | BETÃO CONCRETE | M 50x50 cm 20"x20" | 8822

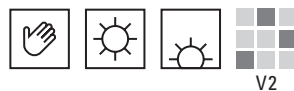
SOHO



SOHO | PRETO BLACK | MIX | M 10x30 cm 4"x12" | 10307/100

COLOUR

MIX & MATCH



M 10x30 cm 4"x12"

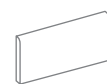
8 mm 0.32 in



BRANCO WHITE	10200	10300
BEGE BEIGE	10201	10301
CINZA CLARO LIGHT GREY	10202	10302
AZUL CLARO LIGHT BLUE	10203	10303
AZUL COBALTO COBALT BLUE	10204	10304
VERDE GREEN	10205	10305
VERDE INGLÊS RACING GREEN	10206	10306
PRETO BLACK	10207	10307
FUMO DE LONDRES LONDON FOG	10208	10308
CHOCOLATE CHOCOLATE	10210	10310

MIX

BRANCO WHITE	10200/100	10300/100
BEGE BEIGE	10201/100	10301/100
CINZA CLARO LIGHT GREY	10202/100	10302/100
AZUL CLARO LIGHT BLUE	10203/100	10303/100
AZUL COBALTO COBALT BLUE	10204/100	10304/100
VERDE GREEN	10205/100	10305/100
VERDE INGLÊS RACING GREEN	10206/100	10306/100
PRETO BLACK	10207/100	10307/100
FUMO DE LONDRES LONDON FOG	10208/100	10308/100
CHOCOLATE CHOCOLATE	10210/100	10310/100



M 10x30 cm 4"x12"

8 mm 0.32 in



RODAPÉ BULLNOSE

Disponível nas 10 cores. Available in 10 colours.	102**/050	103**/050
--	-----------	-----------

EMBALAGENS E PESOS / PACKING AND WEIGHTS		EMB001 Rev 91/1122						
Formato Size	Caixa Box			Paleta Pallet				
	Pcs. Stk.	m ² / m	kg	Caixa / Paleta Box / Pallet	m ²	Net. kg	Brut. kg	cm
M 10x30x0,8 cm	30	0,9000 m ²	11,52	88	79,2000	1.014	1.039	120x80x93
Rodapé Bullnose M 10x30x0,8 cm	30	90 m	11,52					

BRILHANTE GLOSSY

MATE MATT

BRANCO WHITE



CINZA CLARO LIGHT GREY



PRETO BLACK



AZUL COBALTO COBALT BLUE



AZUL CLARO LIGHT BLUE




BEGE BEIGE




FUMO DE LONDRES LONDON FOG



CHOCOLATE CHOCOLATE



VERDE GREEN




VERDE INGLÊS RACING GREEN




ATÉ 6 FUNDOS ESTRUTURADOS UP TO 6 FIELD TILE STRUCTURES

COMBINAÇÃO DE 6 ESTRUTURAS DECORATIVAS COMBINATION OF 6 DECORATIVE STRUCTURES



SOHO



Nota: Podem existir diferenças de tonalidade entre acabamento brilhante e mate.
Note: Shade variation may exist between glossy and matt finish.



TIFFANY

11 CORES
COLOURS

2 ACABAMENTOS
FINISHINGS

2 FORMATOS
REVESTIMENTO
WALL TILE
SIZES

1 ESTRUTURA
DECORATIVA
DECORATIVE
STRUCTURE

Revestimento disponível em dois formatos e dois designs, lisos e biselados, adaptados à personalidade de cada um!

A wall tile that comes in two different formats, with two designs - plain and bevelled - adapted to the personality of each one!



TIFFANY | TIFFANY TIFFANY | Diamond | 7,5x15 cm 3"x6" | 2629/350 - 2729/350




TIFFANY

TIFFANY | BRANCO WHITE | Diamond | 7,5x15 cm 3"x6" | 2600/350

COLOUR

MIX & MATCH

DIAMOND



M 10x30 cm 4"x12"


7,5 mm 0.30 in



M 10x30 cm 4"x12"

7,5 mm 0.30 in

DIAMOND



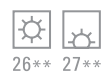
7,5x15 cm 3"x6"

5,8 mm 0.23 in



7,5x15 cm 3"x6"

5,8 mm 0.23 in

RODAPÉ
BULLNOSE

7,5x15 cm B1G 3"x6" B1G

5,8 mm 0.23 in

Ref.: ***/050

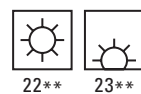


7,5x15 cm B1P 3"x6" B1P

5,8 mm 0.23 in

Ref.: ***/025

PEÇAS ESPECIAIS DISPONÍVEIS
NAS 11 CORES.
SPECIAL TRIMS AVAILABLE
IN ALL 11 COLOURS.

BRILHANTE
GLOSSYMATE
MATT

22**

23**

VERDE SAFARI
SAFARI GREEN

**28/350

**28

série serie arquitectos

TAUPE
TAUPE

**55/350

**55


série serie arquitectos

BEGE GEMA
GEMSTONE BEIGE

**67/350

**67

série serie arquitectos

JASMIM
JASMINE

**40/350

**40

série serie arquitectos

TIFFANY
TIFFANY

**29/350

**29

AZUL
BLUE

**31/350

**31

BRANCO
WHITE

**00/350

**00

série serie arquitectos

CINZA PRATA
SILVER GREY

**02/350

**02

série serie arquitectos

CINZA CHUMBO
LEAD GREY

**04/350

**04

série serie arquitectos

CINZA
ANTRACITE
ANTHRACITE
GREY

**07/350

**07

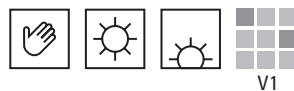
série serie arquitectos

PRETO
BLACK

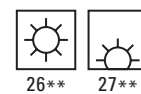
**09/350

**09

série serie arquitectos



V1



26**

27**



**28/350

**28



**55/350

**55



**67/350

**67



**40/350

**40



**29/350

**29



**31/350

**31



**00/350

**00



**02/350

**02



**04/350

**04



**07/350

**07



**09/350

**09

TIFFANY



TIFFANY | JASMIM JASMINE | Diamond | M 10x30 cm 4"x12" | 2340/350
 TIFFANY | BEGE GEMA GEMSTONE BEIGE | Diamond | M 10x30 cm 4"x12" | 2367/350
 TIFFANY | TAUPE TAUPE | Diamond | M 10x30 cm 4"x12" | 2355/350

EMBALAGENS E PESOS \ PACKING AND WEIGHTS

EMB001 Rev 91/1122

Formato Size	Caixa Box			Paleta Pallet					
	Pcs. Stk.	m ² / m	kg	Caixa / Paleta Box / Pallet	m ²	Net. kg	Brut. kg	cm	
Diamond	M 10x30x0,75 cm	26	0,7800 m ²	11,25	88	68,6400	990	1.015	120x80x93
	7,5x15x0,58 cm	44	0,4950 m ²	6,30	130	64,3500	819	844	120x80x92
Rodapé Bullnose	M 10x30x0,75 cm	30	0,9000 m ²	11,52	88	79,2000	1.014	1.039	120x80x93
	7,5x15x0,58 cm	54	0,6075 m ²	6,60	130	78,9750	858	883	120x80x92
Rodapé Bullnose	7,5x15x0,58 cm B1G	54	8,10 m	6,60					
	7,5x15x0,58 cm B1P	54	8,10 m	6,60					

Nota: Podem existir diferenças de tonalidade entre acabamento brilhante e mate.
 Note: Shade variation may exist between glossy and matt finish.

CINCA



INFINITY

5 CORES
COLOURS

1 FORMATO
REVESTIMENTO
WALL TILE
SIZE

Ideal para criar ambientes onde o jogo de sombra e luz é protagonista, providenciando áreas vibrantes e cheias de personalidade, sejam elas residenciais ou comerciais.

Colour variations and patterning create interplays of light which add vivacity and personality to all settings, residential or commercial.



INFINITY | CINZA GREY | 7,5x25 cm 3"x10" | 9182

INFINITY



INFINITY | VERDE GREEN | 7,5x25 cm 3"x10" | 9185

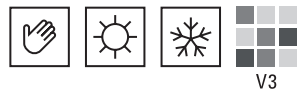
INFINITY



INFINITY | PRETO BLACK | 7,5x25 cm 3"x10" | 9188
 ESSENCE | CINZA CLARO LICHT GREY | 60x60 cm 24"x24" | 40001

COLOUR





MIX & MATCH



7,5x25 cm 3"x10"

7 mm 0.28 in

BRANCO WHITE	9180
CINZA GREY	9182
AZUL BLUE	9183
VERDE GREEN	9185
PRETO BLACK	9188



EMBALAGENS E PESOS \ PACKING AND WEIGHTS

EMB001 Rev 91/1122

Formato Size	Caixa Box			Paleta Pallet				
	Pcs. Stk.	m ² / m	kg	Caixa / Paleta Box / Pallet	m ²	Net. kg	Brut. kg	cm
7,5x25x0,7 cm	60	1,1250 m ²	16,30	72	81,0000	1.174	1.199	120x80x90



LUX

6 CORES
COLOURS

1 FORMATO
REVESTIMENTO
WALL TILE
SIZE

Contraste de cores e jogos de sombra: de configurações suaves a cores brilhantes e dinâmicas!

Colour contrasts, shading games:
from soft settings to bright,
dynamic colours!



LUX | CINZA GREY | 7,5x25cm 3"x10" | 9302
 TUSCANIA | FERRUGEM RUST | 60x60cm - 30x60cm 24"x24" - 12"x24" | 9254
 TUSCANIA | FERRUGEM RUST | Traditional | 60x60cm 24"x24" | 9254/801



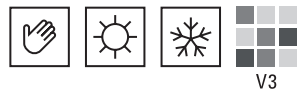
LUX | PRATA SILVER | 7,5x25cm 3"x10" | 9303
 ESSENCE | CINZA GREY | 60x120cm RTF 24"x47" RTF | 40002

LUX



COLOUR

MIX & MATCH



7,5×25 cm 3"×10"

7 mm 0.28 in

BRANCO WHITE	9300
CINZA GREY	9302
PRATA SILVER	9303
AZUL CÉU SKY BLUE	9304
MULTICOR MULTICOLOUR	9305
VERDE GREEN	9306



BRANCO WHITE 9300



CINZA GREY 9302




PRATA SILVER 9303



AZUL CÉU SKY BLUE 9304



MULTICOR MULTICOLOUR 9305



VERDE GREEN 9306

LUX



LUX | MULTICOR MULTICOLOUR | 7,5×25 cm 3"×10" | 9305

EMBALAGENS E PESOS \ PACKING AND WEIGHTS

EMB001 Rev 91/1122

Formato Size	Caixa Box			Paleta Pallet				
	Pcs. Stk.	m ² / m	kg	Caixa / Paleta Box / Pallet	m ²	Net. kg	Brut. kg	cm
7,5×25×0,7 cm	60	1,1250 m ²	16,30	72	81,0000	1.174	1.199	120×80×90



MANHATTAN

6 CORES
COLOURS

2 ACABAMENTOS
FINISHINGS

1 FORMATO
REVESTIMENTO
WALL TILE
SIZE

Subtis tons pastel, para recriar looks clássicos e tradicionais em ambientes modernos.

Subtle pastel shades that will help you to recreate that traditional classical look in a totally modern setting.



MANHATTAN | BRANCO WHITE | 7,5x25cm 3"x10" | 8800
 MERCURY | TORTURA TORTORA | 49x99cm RTF | 19"x39" RTFP | 9145

MANHATTAN



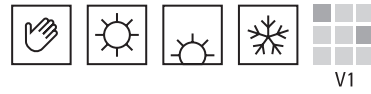
MANHATTAN | PRETO BLACK | 7,5x25cm 3"x10" | 8815
 CALACATTA ORO | 58x118cm RTF P | 23"x46" RTFP | 8875

MANHATTAN



COLOUR

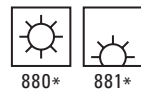
MIX & MATCH



7,5x25 cm 3"x10"

7 mm 0.28 in

BRANCO WHITE	8800	8810
MIST MIST	8801	8811
CARAMELO CARAMEL	8802	8812
BREEZE BREEZE	8803	8813
PRATA SILVER	8804	8814
PRETO BLACK	8805	8815



BRANCO
WHITE
***0



MIST
MIST
***1



CARAMELO
CARAMEL
***2



BREEZE
BREEZE
***3



PRATA
SILVER
***4



PRETO
BLACK
***5



EMBALAGENS E PESOS \ PACKING AND WEIGHTS EMB001 Rev 91/1122

Formato Size	Caixa Box			Paleta Pallet				
	Pcs. Stk.	m ² / m	kg	Caixa / Paleta Box / Pallet	m ²	Net. kg	Brut. kg	cm
7,5x25x0,7 cm	60	1,1250 m ²	16,30	72	81,0000	1,174	1,199	120x80x90

BRILHANTE GLOSSY

MATE MATT

Nota: Podem existir diferenças de tonalidade entre acabamento brilhante e mate. Note: Shade variation may exist between glossy and matt finish.

MANHATTAN



MANHATTAN | MIST MIST | 8801 | BREEZE BREEZE | 8803 | PRATA SILVER | 8804 | 7,5x25 cm 3"x10"
INDUSTRIAL STONE | GRÈGE GRÈGE | 30x60 cm 12"x24" | 9241
INDUSTRIAL STONE | GRÈGE GRÈGE | 60x60 cm 24"x24" | 9241



SPLASH ELEMENT

10 CORES
COLOURS

1 FORMATO
REVESTIMENTO
WALL TILE
SIZE

O charme vintage da cerâmica retratado em jogos de cores e combinações sofisticadas.

Express all the vintage charm of ceramics in colour games and sophisticated combinations.

SPLASH - ELEMENT





SPLASH | ELEMENT | TERRACOTTA COTTO | 15x15 cm 6"x6" | 9324

SPLASH - ELEMENT




SPLASH | ELEMENT | CINZA FUMO GREY SMOKE | 15x15 cm 6"x6" | 9322

IMAGINE SOUL | SÉSAMO SESAME | 16x99 cm RTF 6"x39" RTF | 9104

IMAGINE SOUL | SÉSAMO SESAME | Mosaico Mosaic - 36 | 33x33 cm 13"x13" | 9104/640

COLOUR



MIX & MATCH



15x15 cm 6"x6"

7 mm 0.28 in

BRANCO WHITE	9320	MEL HONEY	9325
FULIGEM SOOT	9321	VERDE FOLHA LEAF GREEN	9326
CINZA FUMO GREY SMOKE	9322	VERDE MAÇÃ APPLE GREEN	9327
AMEIXA PLUM	9323	VERDE MAR SEA GREEN	9328
TERRACOTA COTTO	9324	AZUL CARIBE CARIBE BLUE	9329



EMBALAGENS E PESOS \ PACKING AND WEIGHTS


EMB001 Rev 91/1122

Formato Size	Caixa Box			Paleta Pallet				
	Pcs. Stk.	m ² / m	kg	Caixa / Paleta Box / Pallet	m ²	Net. kg	Brut. kg	cm
15x15x0,7cm	36	0,8100 m ²	11,95	80	64,8000	956	981	120x80x75

SPLASH - ELEMENT



SPLASH | ELEMENT | VERDE MAR SEA GREEN | 15x15 cm 6"x6" | 9328
 TIMBER | GENGIBRE GINGER | 20x120 cm 8"x47" | 9412



SPLASH POOL

6 CORES
COLOURS

1 FORMATO
REVESTIMENTO
WALL TILE
SIZE

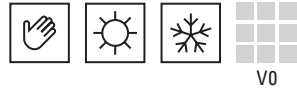
**Reinterpretação contemporânea
do clássico azulejo de piscina
apresentado em seis cores
oceânicas.**

Contemporary reinterpretation
of the classic swimming-pool tile
presented in six oceanic
colours choices.


SPLASH | POOL | AZUL COBALTO COBALT BLUE | 15x15 cm 6"x6" | 9333
 TIMBER DECK | PIMENTA PRETA BLACK PEPPER | 20x120 cm AD 8"x47" AD | 9437
 TIMBER DECK | PIMENTA PRETA BLACK PEPPER | PEÇA DE GRAU LINEAR STEP TREAD | 20x120 cm PDL AD 8"x47" PDL AD | 9437

COLOUR

MIX & MATCH

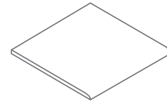


PEÇAS ESPECIAIS
SPECIAL TRIMS

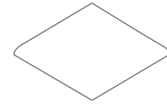


15x15 cm 6"x6"
7 mm 0.28 in

BRANCO WHITE	9330
PRETO BLACK	9331
AZUL CLARO LIGHT BLUE	9332
AZUL COBALTO COBALT BLUE	9333
AZUL MARINHO NAVY BLUE	9334
TIFFANY TIFFANY	9335





15x15 cm B1L 6"x6" B1L
7 mm 0.28 in



15x15 cm B2L 6"x6" B2L
7 mm 0.28 in

9330	9330
9331	9331
9332	9332
9333	9333
9334	9334
9335	9335



EMBALAGENS E PESOS \ PACKING AND WEIGHTS

EMB001 Rev 91/1122

Formato Size	Caixa Box			Paleta Pallet				
	Pcs. Stk.	m ² / m	kg	Caixa / Paleta Box / Pallet	m ²	Net. kg	Brut. kg	cm
15x15x0,7 cm	36	0,8100 m ²	11,95	80	64,8000	956	981	120x80x75
Peças Especiais								
Special Trims 15x15x0,7 cm B1L	25	0,5625 m ²	9,531					
Special Trims 15x15x0,7 cm B2L	25	0,5625 m ²	9,531					

SPLASH - POOL



SPLASH | POOL | AZUL MARINHO NAVY BLUE | 15x15 cm 6"x6" | 9334



TÉCNICO
TECHNICAL
12
FULL
COLLECTION
AVAILABLE
BIM objects



Certificação ISO 9001 e ISO 14001 do Sistema de Gestão do Ambiente Implementado na Concepção, Desenvolvimento, Produção e Comercialização de Pavimentos e Revestimentos Cerâmicos
Environment Management System ISO 14001 Certification Implemented in the Design, Development, Production and Trading of Ceramic Floor and Wall Tiles

PORTUGAL  CERAMICS




PRODUCT CERTIFIED FOR
LOW CHEMICAL EMISSIONS:
UL.COM/GG
UL 2818



Certificação da Qualidade de Revestimentos Cerâmicos
Wall Tiles Quality Certification



CTINCA 



NovaArquitectura Porcelânico ANTI-SLIP arquitectos MOSAICO PORCELÂNICO



40 CORES COLOURS

NovaArquitectura



arquitectos



22 CORES COLOURS

MOSAICO PORCELÂNICO




3 FORMATOS FORMATS

PORCELANATO VIDRADO GLAZED PORCELAIN STONEWARE



NovaArquitectura


M 30x30 cm
W 297x297x7 mm



M 10x30 cm
W 97x297x7 mm



M 20x20 cm
W 197x197x6 mm




ANTIDERRAPANTE
SLIP-RESISTANT

M 20x20 AD cm
W 197x197x6 mm




10x10 cm
55**/10




PRÉ-CORTADO
PRE-FORMED

M 20x20 cm
W 197x197x6 mm

5x5 cm
55**/5



2,5x2,5 cm
55**/2,5



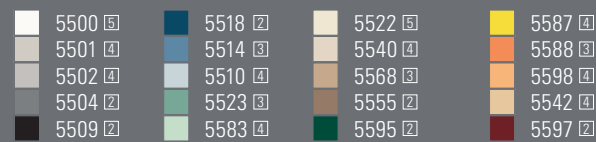
13 PEÇAS ESPECIAIS 13 SPECIAL TRIMS



10 CORES COLOURS



20 CORES COLOURS



TÉCNICO TECHNICAL 1.2

CINCA

Acetinado Satin Finish


Resistência à Abrasão Superficial Resistance to Surface Abrasion 2 3 4 5



Brilhante Glossy (22**) Mate Matt (23**)



Mate Matt Sistemas de Colagem N e RFV Fixing Systems N and RFV



4 FORMATOS FORMATS

AZULEJO DE PASTA BRANCA BICOZEDURA DOUBLE FIRED WHITE BODY WALL TILES




M 20x40 cm
W 197x397x7,5 mm



M 10x30 cm
W 97x297x7,5 mm



M 20x20 cm
W 197x197x7,5 mm



M 15x15 cm
W 147x147x5,8 mm



2 LISTÉIS PIANO
2 PIANO LISTELS

M 3x20 cm
W 27x197x7,5 mm

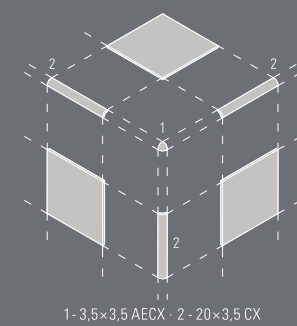
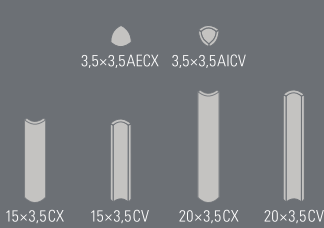
M 3x15 cm
W 27x147x5,8 mm




22**/320 22**/315
23**/320 23**/315

Espeçura Thickness
27 mm

6 PEÇAS ESPECIAIS 6 SPECIAL TRIMS



FORMATOS MODULARES MODULAR SIZES



M 20x40 · M 20x20 cm
2 · 02 · 2 · 03 · 2 · 04



PRÉ-CORTADO PRE-FORMED | **M20x20 cm 8"x8"**
 verde mar sea green | 5523/10
 jasmim jasmin | 5540/5
 tangerina tangerine | 5588/10
 verde vitoriano victorian green | 5595/10
 ambar amber | 5598/10
NovaArquitectura | **M20x20 cm AD 8"x8" AD**
 jasmim jasmin | 5540

PORCELANATO VIDRADO
GLAZED PORCELAIN STONEWARE



M 30x30 cm
W 297x297x7 mm
12"x12"



M 10x30 cm
W 97x297x7 mm
4"x12"

M 20x20 cm
W 197x197x6 mm
8"x8"



ANTIDERRAPANTE
SLIP-RESISTANT

M 20x20 cm AD
W 197x197x6 mm
8"x8"

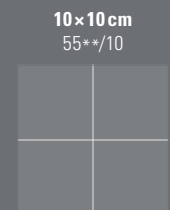


3 **FORMATOS**
FORMATS

branco white	cinza pérola pearl grey	cinza prata silver grey	cinza aço steel grey	cinza chumbo lead grey
5500	5501	5502	5503	5504
azul atlas atlas blue	azul petróleo petrol blue	preto black	cinza antracite anthracite grey	cinza profundo deep grey
5514	5518	5509	5507	5505
azul ártico arctic blue	azul caribe caribbean blue	azul celeste sky blue	azul cristal crystal blue	azul gelo ice blue
5574	5515	5512	5580	5510
verde safari safari green	verde vitoriano victorian green	verde aqua water green	verde mar sea green	azul cinza grey blue
5528	5595	5583	5523	5563

PRÉ-CORTADO
PRE-FORMED


M 20x20 cm
W 197x197x6 mm
8"x8"



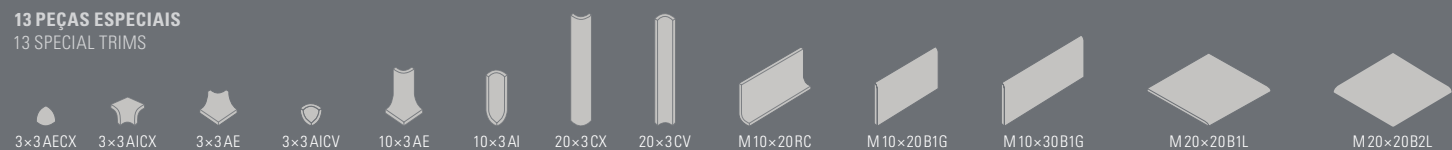
5x5 cm
55**/5



2,5x2,5 cm
55**/2,5



13 PEÇAS ESPECIAIS
13 SPECIAL TRIMS



TÉCNICO
TECHNICAL

1.2

NovaArquitectura



NovaArquitectura
M 10x30 cm 4"x12" | cinza antracite anthracite grey | 5507
M 30x30 cm 12"x12" | cinza chumbo lead grey | 5504

PORCELANATO VIDRADO
GLAZED PORCELAIN STONEWARE



M 30x30 cm
W 297x297x7 mm
12"x12"


M 10x30 cm
W 97x297x7 mm
4"x12"

M 20x20 cm
W 197x197x6 mm
8"x8"



ANTIDERRAPANTE
SLIP-RESISTANT

M20x20 cm AD
W 197x197x6 mm
8"x8"



3 **FORMATOS**
FORMATS

verde argila argil green	cinza savana savannah grey	moca mocha	taupe taupe	bege gema gemstone beige
5564	5565	5538	5555	5567
mostarda mustard	pérola pearl	jasmim jasmine	pérola natural natural pearl	grège greige
5544	5522	5540	5535	5568
amarelo yellow	tangerina tangerine	âmbar amber	bege calahari kalahari beige	bege bahamas bahamas beige
5587	5588	5598	5542	5532
orquídea orchid	púrpura purple	carmim carmine	terracotta terracotta	burgundy burgundy
5593	5594	5596	5569	5597


PRÉ-CORTADO
PRE-FORMED

M 20x20 cm
W 197x197x6 mm
8"x8"



10x10 cm
55**/10



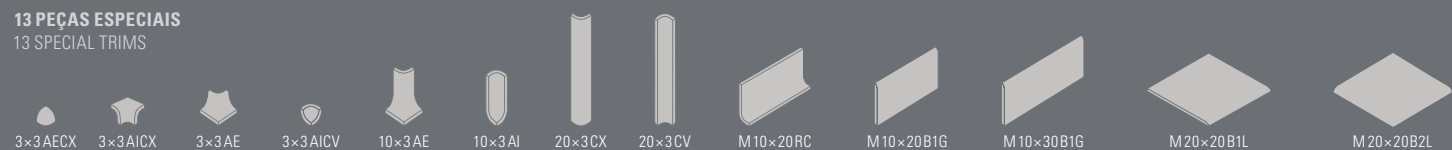
5x5 cm
55**/5



2,5x2,5 cm
55**/2,5



13 PEÇAS ESPECIAIS
13 SPECIAL TRIMS



NovaArquitectura

TÉCNICO
TECHNICAL **1.2**



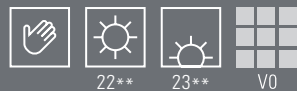
PRÉ-CORTADO PRE-FORMED | **M 20x20 cm** 8"x8"
amarelo yellow | 5587/10



arquitectos
 M15x15 cm 6"x6" | terracotta terracotta | 2269
 M10x30 cm 6"x6" | verde safari safari green | 2228

ESSENCE | bege beige | 60 x 120 cm RTF 24" x 47" RTF | 40000

AZULEJO DE PASTA BRANCA BICOZEDURA
DOUBLE FIRED WHITE BODY WALL TILE



M 20x40 cm
W 197x397x7,5mm
8"x16"

M 10x30 cm
W 97x297x7,5mm
4"x12"

M 20x20 cm
W 197x197x7,5mm
8"x8"


M 15x15 cm
W 147x147x5,8mm
6"x6"



2 LISTEIS PIANO
2 PIANO LISTELS

M 3x20 cm
W 27x197x7,5 mm
1 1/8" x 7 7/8"


M 3x15 cm
W 27x147x5,8 mm
1 1/8" x 5 7/8"



4 FORMATOS
FORMATS

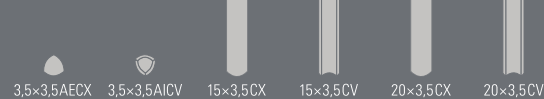
branco white	cinza pérola pearl grey	cinza prata silver grey	cinza aço steel grey	cinza chumbo lead grey
azul atlas atlas blue	azul petróleo petrol blue	preto black	cinza antracite anthracite grey	cinza profundo deep grey
azul ártico arctic blue	azul caribe caribbean blue	azul celeste sky blue	azul cristal crystal blue	azul gelo ice blue
verde safari safari green	verde vitoriano victorian green	verde aqua water green	verde mar sea green	azul cinza grey blue
2200 · 2300	2201 · 2301	2202 · 2302	2203 · 2303	2204 · 2304
2214 · 2314	2218 · 2318	2209 · 2309	2207 · 2307	2205 · 2305
2274 · 2374	2215 · 2315	2212 · 2312	2280 · 2380	2210 · 2310
2228 · 2328	2295 · 2395	2283 · 2383	2223 · 2323	2263 · 2363

FORMATOS MODULARES
MODULAR SIZES



M 20x40 · M 20x20 cm
2x02 cinza prata silver grey
2x03 cinza aço steel grey
M 20x40 cm
2x04 cinza chumbo lead grey

6 PEÇAS ESPECIAIS
6 SPECIAL TRIMS



TÉCNICO
TECHNICAL

12

arquitectos

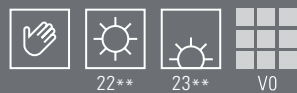


arquitectos
M 20x20 cm 8"x8" | azul ártico arctic blue | 2274

Porcelânico ANTI-SLIP
M 30x30 cm 12"x12" | cinza médio medium grey | 4330
M 10x20 cm 4"x8" | cinza médio medium grey | 4330

AZULEJO DE PASTA BRANCA BICOZEDURA

DOUBLE FIRED WHITE BODY WALL TILE



M 20x40 cm
W 197x397x7,5mm
8"x16"

M 10x30 cm
W 97x297x7,5mm
4"x12"

M 20x20 cm
W 197x197x7,5mm
8"x8"

M 15x15 cm
W 147x147x5,8mm
6"x6"




2 LISTÉIS PIANO

2 PIANO LISTELS

M 3x20 cm
W 27x197x7,5 mm
1 1/8" x 7 7/8"

M 3x15 cm
W 27x147x5,8 mm
1 1/8" x 5 7/8"



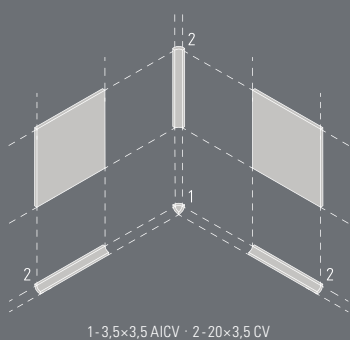
4 FORMATOS

FORMATS

verde argila argil green	cinza savana savannah grey	moca mocha	taupe taupe	bege gema gemstone beige
2264 · 2364	2265 · 2365	2238 · 2338	2255 · 2355	2267 · 2367
mostarda mustard	pérola pearl	jasmim jasmine	pérola natural natural pearl	grège greige
2244 · 2344	2222 · 2322	2240 · 2340	2235 · 2335	2268 · 2368
amarelo yellow	tangerina tangerine	âmbar amber	bege calahari kalahari beige	bege bahamas bahamas beige
2287 · 2387	2288 · 2388	2298 · 2398	2242 · 2342	2232 · 2332
orquídea orchid	púrpura purple	carmim carmine	terracotta terracotta	burgundy burgundy
2293 · 2393	2294 · 2394	2296 · 2396	2269 · 2369	2297 · 2397

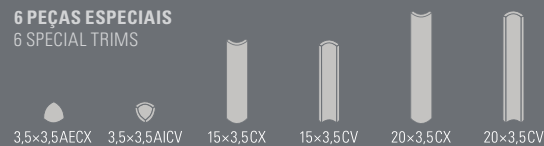
PEÇAS ESPECIAIS

SPECIAL TRIMS



6 PEÇAS ESPECIAIS

6 SPECIAL TRIMS



TÉCNICO
TECHNICAL

1.2

arquitectos

arquitectos | M 10x30 cm 4"x12"
pérola pearl | 2222
pérola natural natural pearl | 2235
jasmim jasmine | 2240
taupe taupe | 2255
cinza savana savannah grey | 2265
bege gema gemstone beige | 2267
grège greige | 2268

arquitectos | M 20x40 cm 8"x16"
cinza savana savannah grey | 2265

Porcelânico ANTI-SLIP | M 20x20 cm 8"x8"
cinza escuro dark grey | 4331

TÉCNICO
TECHNICAL

1.2

MOSAICO PORCELÂNICO

MOSAICO PORCELÂNICO | 2,5×2,5 cm 1"×1" (Degradé Gradient)

pérola pearl | 0100
 amarelo palha straw yellow | 0105
 verde cinza grey green | 0120
 castanho brown | 0138
 branco porcelana porcelain white | 0201
 verde green | 0215

Porcelânico ANTI-SLIP | M30×30 cm 12"×12"
 ouro gold | 4303

MOSAICO PORCELÂNICO NÃO VIDRADO
UNGLAZED PORCELAIN MOSAIC



22 CORES
COLOURS

2,5×2,5 cm
W24×24×3,5 mm
1"×1"

branco porcelana porcelain white	bege santorini santorini beige	cinza astro astro grey	preto black	azul baía bay blue	azul blue
0201	0343	0344	0140	0347	0116
verde esmeralda emerald green	verde jade jade green	verde gema gemstone green	azul cinza grey blue	azul celestite celestite blue	turquesa turquoise
0350	0348	0349	0112	0346	0214
verde green	verde cinza grey green	cinzento grey	castanho brown	castanho coral coral brown	bege gema gemstone beige
0215	0120	0131	0138	0341	0340
	vermelho red	amarelo palha straw yellow	pérola pearl	bege beige	
	0133	0105	0100	0309	

SISTEMAS DE COLAGEM
FIXING SYSTEMS

N

Produto disponível colado em papel, placas de 35×35 cm, 8 placas ± 1m².
Product available glued on paper, sheets of 35×35 cm, 8 sheets ± 1m².

RFV

Produto disponível colado em rede de fibra de vidro (RFV = 75% de área exposta), placas de M30×30 cm, 11 placas ± 1m².
Product available glued on glass fiber mesh (RFV = 75% adhesive coverage), sheets of M30×30 cm, 11 sheets ± 1m².

MOSAICO PORCELÂNICO

TÉCNICO
TECHNICAL


MOSAICO PORCELÂNICO | 2,5×2,5 cm 1"×1"
pérola perle | 0100
branco porcelana porcelain white | 0201
bege beige | 0309
cinza astro astro grey | 0344

ESSENCE | cinza grey | 60 × 120 cm RTF 24" × 47" RTF | 40002


MOSAICO PORCELÂNICO NÃO VIDRADO
UNGLAZED PORCELAIN MOSAIC




MILHARES DE COMBINAÇÕES
THOUSANDS OF COMBINATIONS




B024
25% 0201 · 0100 · 0133 · 0138




A065
35% 0201 || 30% 0100
24% 0131 || 11% 0140




B195
33% 0341 · 0340 · 0309




B196
40% 0348 || 25% 0350
35% 0201




9267
33% 0215 · 0100 · 0120




B198
33% 0349 · 0343 · 0112



B183
23% 0344 || 58% 0140
19% 0201



B201
30% 0214 || 70% 0347



B202
33% 0347 · 0346 · 0214

MAIS SUGESTÕES EM WWW.CINCA.PT MORE SUGGESTIONS AT WWW.CINCA.PT

SISTEMAS DE COLAGEM
FIXING SYSTEMS

N

Produto disponível colado em papel, placas de 35×35 cm, 8 placas ± 1m².
Product available glued on paper, sheets of 35×35 cm, 8 sheets ± 1m².

RFV

Produto disponível colado em rede de fibra de vidro (RFV = 75% de área exposta), placas de M30×30 cm, 11 placas ± 1m².
Product available glued on glass fiber mesh (RFV = 75% adhesive coverage), sheets of M30×30 cm, 11 sheets ± 1m².

MOSAICO PORCELÂNICO

TÉCNICO
TECHNICAL



MOSAICO PORCELÂNICO | 2,5×2,5 cm 1"×1"
branco porcelana porcelain white | 0201
amarelo palha straw yellow | 0109
preto black | 0140

PORCELÂNICO PLENA MASSA NÃO VIDRADO
UNGLAZED FULL BODY PORCELAIN TILES



Resistente ao Tráfego Intenso
Heavy Traffic Resistant



TÉCNICO
TECHNICAL **1.2**





Porcelânico **ANTI-SLIP**

2 **FORMATOS**
FORMATS

M 30x30 cm
W 297x297x7,5 mm
12"x12"
R10 A


M 20x20 cm
W 197x197x12 mm
8"x8"
R10 A

M 20x20 cm AD
W 197x197x12 mm
8"x8"
R11/V4 B



7 **CORES**
COLOURS

cinza claro
light grey




4329

cinza médio
medium grey



4330

cinza escuro
dark grey




4331

pérola
pearl



4300

ouro
gold



4303

castanho claro
light brown




4336

bronze
bronze



4338



6 PEÇAS ESPECIAIS
6 SPECIAL TRIMS



30x30 ESC



M7x30 ROD



10x3 AE



10x3 AI



M10x20 RC



M10x20 ROD

Porcelânico **ANTI-SLIP** | M20x20 cm 8"x8"
castanho claro light brown | 4336

EN 14411:2012 Anexo G Grupo Bia UGL Mosaico Porcelânico Não Vidrado \ Unglazed Porcelain Mosaic Mosaïque Grès Cérame Non Émaillé \ Unglasiertes Feinsteinzeugmosaik									
EN 14411:2012 Anexo G Grupo Bia UGL Porcelânico Plena Massa, Não Vidrado \ Unglazed Full Body Porcelain Tiles Grès Cérame en Pleine Masse, Non Émaillé \ Unglasiertes Durchgefärbtes Feinsteinzeug									
EN 14411:2012 Anexo G Grupo Bia GL Porcelanato Vidrado \ Glazed Porcelain Stoneware Grès Cérame Émaillé \ Feinsteinzeug Glasiert									
EN 14411:2012 Anexo K - Grupo BIII GL (EN 14411:2016 Anexo L) Azulejos de Pasta Branca Bicozedura \ Double Fired White Body Wall Tiles Faielenes en Pâte Blanche Bi-cuisson \ Weiss-Scherbige Zweibrand Steingutfliessen									
Característica \ Characteristics Caractéristique \ Eigenschaft	Norma Standard Norme Norm	arquitectos		NovaArquitectura		Porcelânico ANTI-SLIP		MOSAICO PORCELÂNICO	
		EN	CINCA	EN	CINCA	EN	CINCA	EN	CINCA
Absorção de água (média) Water absorption (average) Absorption d'eau (moyenne) Wasseraufnahme (Durchschnitt)	EN ISO 10545-3	Eb> 10%	18% ≤ Eb<20%	Eb ≤ 0,5%	Eb ≤ 0,2%	≤ 0,5%	0,10%	Bla: ≤ 0,5% Bib: 0,5 < E ≤ 0,3%	≤ 0,1% (*)(**)
Módulo de ruptura (N/mm²) médio Modulus of rupture (N/mm²) average Module de rupture (N/mm²) moyenne Bruchmodul (N/mm²) Durchschnitt	EN ISO 10545-4	≥ 7,5 mm >12 N/mm² < 7,5 mm >15 N/mm²	≥ 7,5 mm >13 N/mm² < 7,5 mm >16 N/mm²	> 35 N/mm²	≥ 38 N/mm²	35N/mm²	50N/mm²	35N/mm²	60N/mm²
Resistência à flexão (N) min. Breaking strength (N) min. Résistance à la flexion (N) min. Biegefestigkeit (N) min.	EN ISO 10545-4	≥ 7,5 mm > 600 N < 7,5 mm > 200 N	≥ 7,5 mm ≥ 660 N < 7,5 mm ≥ 220 N	> 1300 N	≥ 1430 N	1300N	3500N	700N	710N
Resistência à abrasão superficial Resistance to surface abrasion Résistance à l'abrasion superficielle Oberflächenverschleissbeständigkeit	EN ISO 10545-7	Não aplicável Not applicable Non applicable Nicht zutreffend	Não aplicável Not applicable Non applicable Nicht zutreffend	Classe de Abrasão Abrasion Class Classe d'Abrasion Abrießklasse	(1)	Não aplicável Not applicable Non applicable Nicht zutreffend	Não aplicável Not applicable Non applicable Nicht zutreffend	Não aplicável Not applicable Non applicable Nicht zutreffend	Não aplicável Not applicable Non applicable Nicht zutreffend
Resistência à abrasão profunda (UGL) Resistance to deep abrasion (UGL) Résistance à l'abrasion profonde (UGL) Verschleissbeständigkeit (UGL)	EN ISO 10545-6	Não aplicável Not applicable Non applicable Nicht zutreffend	Não aplicável Not applicable Non applicable Nicht zutreffend	Max. 175mm²	Max. 155mm²	Max. 175mm²	Max. 155mm²	Max. 175mm²	Max. 155mm²
Coefficiente de dilatação térmica linear (K⁻¹) Linear thermal expansion coefficient (K ⁻¹) Coefficient de dilatation thermique linéaire (K ⁻¹) Lineare Wärmeausdehnungskoeffizient (K ⁻¹)	EN ISO 10545-8	Valor declarado Declared value Valeur déclarée Angegebener Wert	6,0 - 8,0 × 10 ⁻⁶ K ⁻¹	Valor declarado Declared value Valeur déclarée Angegebener Wert	6,0 - 7,0 × 10 ⁻⁶ K ⁻¹	Valor declarado Declared value Valeur déclarée Angegebener Wert	6,0 - 7,0 × 10 ⁻⁶ K ⁻¹	Valor declarado Declared value Valeur déclarée Angegebener Wert	6,0 - 7,0 × 10 ⁻⁶ K ⁻¹
Resistência ao choque térmico Thermal shock resistance Résistance aux chocs de température Temperaturwechselbeständigkeit	EN ISO 10545-9	Requerida Required Exigée Gefordert	Conforme Conforms Conforme Entspricht	Requerida Required Exigée Gefordert	Conforme Conforms Conforme Entspricht	Aplicável Applicable Applicable Gefordert	Conforme Conforms Conforme Entspricht	Aplicável Applicable Applicable Gefordert	Conforme Conforms Conforme Entspricht
Resistência à fendilhagem Tensile strength Résistance au tressaillage Haarrissfestigkeit	EN ISO 10545-11	Requerida Required Exigée Gefordert	Conforme Conforms Conforme Entspricht	Requerida Required Exigée Gefordert	Conforme Conforms Conforme Entspricht	Não aplicável Not applicable Non applicable Nicht zutreffend	Não aplicável Not applicable Non applicable Nicht zutreffend	Não aplicável Not applicable Non applicable Nicht zutreffend	Não aplicável Not applicable Non applicable Nicht zutreffend
Resistência ao gelo Frost resistance Résistance au gel Frostbeständigkeit	EN ISO 10545-12	Valor declarado Declared value Valeur déclarée Angegebener Wert	Não No Non Nein	Requerida Required Exigée Gefordert	Conforme Conforms Conforme Entspricht	Requerida Required Exigée Gefordert	Conforme Conforms Conforme Entspricht	Requerida Required Exigée Gefordert	Conforme Conforms Conforme Entspricht
Resistência da colagem – cimentos cola tipo C2 Bond strength – cementitious adhesives C2 Résistance du collage – ciment colle C2 Klebebeständigkeit – Klebemörtel C2	EN 12004 4.1	Valor declarado Declared value Valeur déclarée Angegebener Wert	> 1 N/mm²	Valor declarado Declared value Valeur déclarée Angegebener Wert	> 1 N/mm²	Valor declarado Declared value Valeur déclarée Angegebener Wert	> 1 N/mm²	Valor declarado Declared value Valeur déclarée Angegebener Wert	> 1 N/mm²
Resistência da colagem colas em dispersão aquosa tipo D1 Bond strength – dispersion adhesives D1 Résistance du collage – colles en dispersion aqueuse D1 Klebebeständigkeit – wasserlöslicher Kleber D1	EN 12004 4.2	Valor declarado Declared value Valeur déclarée Angegebener Wert	> 1 N/mm²	Valor declarado Declared value Valeur déclarée Angegebener Wert	> 1 N/mm²	Valor declarado Declared value Valeur déclarée Angegebener Wert	> 1 N/mm²	Valor declarado Declared value Valeur déclarée Angegebener Wert	> 1 N/mm²
Resistência da colagem colas de resinas de reação tipo R2 Bond strength – reaction resin adhesives R2 Résistance du collage – colles de résines de réaction R2 Klebebeständigkeit – Reaktionsharzkleber R2	EN 12004 4.3	Valor declarado Declared value Valeur déclarée Angegebener Wert	> 2 N/mm²	Valor declarado Declared value Valeur déclarée Angegebener Wert	> 2 N/mm²	Valor declarado Declared value Valeur déclarée Angegebener Wert	> 2 N/mm²	Valor declarado Declared value Valeur déclarée Angegebener Wert	> 2 N/mm²
Resistência ao impacto (coeficiente de restituição) Impact resistance (restitution coefficient) Résistance au choc (coefficient de restitution) Impaktbeständigkeit	EN ISO 10545-5	Não aplicável Not applicable Non applicable Nicht zutreffend	Não aplicável Not applicable Non applicable Nicht zutreffend	Valor declarado Declared value Valeur déclarée Angegebener Wert	> 0,55	Valor declarado Declared value Valeur déclarée Angegebener Wert	> 0,55	Valor declarado Declared value Valeur déclarée Angegebener Wert	> 0,55
Reação ao fogo (2) Reaction to fire (2) Réaction au feu (2) Reaktion auf Feuer (2)	(2) CWT	Classe A1 Class A1 Classe A1 Klasse A1	Classe A1 Class A1 Classe A1 Klasse A1	Classe A1 Class A1 Classe A1 Klasse A1	Class A1 / A1 _n	Classe A1 Class A1 Classe A1 Klasse A1	Class A1 / A1 _n	Classe A1 Class A1 Classe A1 Klasse A1	Class A1 / A1 _n
Tactilidade Tactility Tactilité Tastgefühl	CEN/TS 15209	Não aplicável Not applicable Non applicable Nicht zutreffend	Não aplicável Not applicable Non applicable Nicht zutreffend	Declarar superficie Declare surface Déclarer surface Oberfläche angeben	NPD	Declarar superficie Declare surface Déclarer surface Oberfläche angeben	NPD	Declarar superficie Declare surface Déclarer surface Oberfläche angeben	NPD
Resistência às manchas Stain resistance Résistance aux taches Fleckenbeständigkeit	EN ISO 10545-14	Min. Class 3 Min. Class 3 Min. Class 3 Min. Klasse 3	Classe 5 Class 5 Classe 5 Klasse 5	Min. Class 3 Min. Class 3 Min. Class 3 Min. Klasse 3	Classe 5 Class 5 Classe 5 Klasse 5	Aplicável Applicable Applicable Gefordert	Min. Class 3 Min. Class 3 Min. Class 3 Min. Klasse 3	Aplicável Applicable Applicable Gefordert	Min. Class 3 Min. Class 3 Min. Class 3 Min. Klasse 3
Fracas concentrações de ácidos e bases Low acid and base concentrations Basses concentrations d'acides et de bases Niedrige Konzentrationen von Säuren und Laugen	EN ISO 10545-13	Valor declarado Declared value Valeur déclarée Angegebener Wert	GLA	Valor declarado Declared value Valeur déclarée Angegebener Wert	GLA	Valor declarado Declared value Valeur déclarée Angegebener Wert	ULA	Valor declarado Declared value Valeur déclarée Angegebener Wert	ULA
Produtos de limpeza e aditivos de piscinas Household chemicals and swimming pool additives Produits de nettoyage et additifs pour eau de piscine Reinigungsprodukte und Wasserzusatz für Schwimmbäder	EN ISO 10545-13	Min. Class B Min. Classe B Min. Klasse B	GA	Min. Class B Min. Classe B Min. Klasse B	GA	Min. Class B Min. Classe B Min. Klasse B	UA	Min. Class B Min. Classe B Min. Klasse B	UA
Libertação de cádmio e chumbo (3) (4) Release of cadmium and lead (3) (4) Libération de cadmium et plomb (3) (4) Abgabe von Cadmium und Blei (3) (4)	EN ISO 10545-15	Valor declarado Declared value Valeur déclarée Angegebener Wert	Cádmio Cadmium ≤ 0,005 mg/dm²	Valor declarado Declared value Valeur déclarée Angegebener Wert	Cádmio Cadmium ≤ 0,005 mg/dm²	Não aplicável Not applicable Non applicable Nicht zutreffend	Não aplicável Not applicable Non applicable Nicht zutreffend	Não aplicável Not applicable Non applicable Nicht zutreffend	Não aplicável Not applicable Non applicable Nicht zutreffend

NPD = Desempenho Não Determinado \ No Performance Declared \ Performance Non Déterminée \ Keine Leistung Festgelegt

(*) Ref. 0133, 0140 ≤ 2,0% (**) Ref. 0138 ≤ 1,0%

Contactar a CINCA para mais informações \ Contact CINCA for more informations \ Contacter CINCA pour plus d'informations. \ Für weitere Informationen bitte CINCA kontaktieren.

AVISO \ DISCLAIMER \ AVIS \ WARNUNG: Especificações sujeitas a alterações sem aviso prévio. A presente informação é fornecida sem qualquer garantia adicional de adequação a qualquer uso específico. Em nenhum caso a CINCA poderá ser responsabilizada por qualquer dano direto, indireto ou consequente decorrente de, ou de qualquer forma relacionado com, o uso dos seus produtos \ Specifications subject to change without further notice. This information is issued as is and without any further warranty of fitness for a particular purpose, under no circumstances shall CINCA be liable for any direct, indirect, or consequential damage whatsoever arising out of or in any way related to the use of their product \ Spécifications soumises à modifications sans avis préalable. La présente information est fournie sans aucune garantie supplémentaire d'adaptation à n'importe quelle utilisation spécifique. En aucun cas CINCA ne pourra être responsable pour n'importe quel dégât direct, indirect, résultant ou lié à l'utilisation de ses produits \ Angaben können ohne Bekanntgebung geändert werden. Diese Informationen werden ohne jede Gewährleistung der Eignung für einen bestimmten Zweck zur Verfügung gestellt. In keinem Fall darf CINCA haftbar gemacht werden für direkte, indirekte oder in jeglicher Form stehenden Zusammenhang mit Schäden oder Folgeschäden durch die Verwendung seiner Produkte.

(1) Consultar fabricante para informações em falta \ For further information please contact the manufacturer \ Pour plus d'informations, veuillez consulter le fabricant \ Für weitere Informationen wenden Sie sich bitte an den Hersteller. (2) Os ladrilhos cerâmicos não contribuem para o fogo e são considerados materiais da Classe A1 (CWT Decisão 96/603/CE) \ Ceramic tiles do not contribute to fire and are considered a Class A1 material (CWT Decision 96/603/CE) \ Les carreaux en céramique ne brûlent pas et ont sont Classe A1 (CWT Decision 96/603/CE) \ Die Keramikfliesen sind nicht Brand fördernd und werden als Material der Klasse A1 eingestuft (CWT Entscheidung 96/603/CE). (3) Quando os produtos se destinem a ser usados em locais onde ocorre a preparação de alimentos e onde estes estejam em contacto directo com a superfície vidrada, valores indicativos que podem ser alterados sem aviso prévio \ Only when intended to use in spaces where food preparation takes place and food may be in direct contact with the glazed surface of the tile. Indicative figures subject to changes without further notice \ Pour produits destinés à être utilisés dans des zones de préparation de produits alimentaires et où ceux-ci sont en contact direct avec la surface émaillée, valeurs indicatives qui peuvent être changées sans avis préalable. Valeurs indicatives qui peuvent être changées sans avis préalable. Falls die Produkte dafür bestimmt sind, auf Arbeitsflächen oder Wänden benutzt zu werden, in Räumen in denen Lebensmittel verarbeitet werden und diese in direktem Kontakt zur Glasierung kommen. Es handelt sich hierbei um Richtwerte, die ohne Vorankündigung geändert werden können. (4) Para outras substâncias perigosas, apenas serão realizados ensaios a pedido do cliente, quando relevante considerando regulamentos europeus ou leis, regulamentos ou provisões administrativas \ For other dangerous substances, tests will only be conducted when relevant and requested from customers, considering european regulations or national laws, regulations or administrative provisions \ Pour autres substances dangereuses, les tests seront seulement réalisés sur demande du client, s'ils s'avèrent pertinents face aux réglementations européennes ou face aux lois, règlements et dispositions administratives \ Für andere gefährliche Substanzen werden die Prüfungen nur auf Kundenwunsch durchgeführt, falls relevant, und unter Beachtung der europäischen Vorschriften oder Gesetze, Verordnungen oder Verwaltungsvorschriften.

EN 14411:2012 Anexo G Grupo Bia UGL Mosaico Porcelânico Não Vidrado \ Unglazed Porcelain Mosaic Mosaïque Grès Cérame Non Émaillé \ Unglasiertes Feinsteinzeugmosaik									
EN 14411:2012 Anexo G Grupo Bia UGL Porcelânico Plena Massa, Não Vidrado \ Unglazed Full Body Porcelain Tiles Grès Cérame en Pleine Masse, Non Émaillé \ Unglasiertes Durchgefärbtes Feinsteinzeug									
EN 14411:2012 Anexo G Grupo Bia GL Porcelanato Vidrado \ Glazed Porcelain Stoneware Grès Cérame Émaillé \ Feinsteinzeug Glasiert									
EN 14411:2012 Anexo K - Grupo BIII GL (EN 14411:2016 Anexo L) Azulejos de Pasta Branca Bicozedura \ Double Fired White Body Wall Tiles Faielenes en Pâte Blanche Bi-cuisson \ Weiss-Scherbige Zweibrand Steingutfliessen									
Característica \ Characteristics Caractéristique \ Eigenschaft	Norma Standard Norme Norm	arquitectos		NovaArquitectura		Porcelânico ANTI-SLIP		MOSAICO PORCELÂNICO	
		EN	CINCA	EN	CINCA	EN	CINCA	EN	CINCA
Qualidade de superfície \ Surface quality Qualité de la surface \ Oberfläche	EN ISO 10545-2	> 95%	> 95%	> 95%	> 95%	> 95%	> 95%	> 95%	> 95%
Desvio da dimensão de fabrico (W) \ Deviation from work size (W) Écart de la dimension de fabrication (W) \ Abweichung zum Produktionsmass (W)	EN ISO 10545-2	± 0,5%	± 0,3%	± 0,6%	± 0,3%	± 0,6%	± 0,3%	± 0,6%	± 0,3%
Espessura \ Thickness Épaisseur \ Stärkegenauigkeit	EN ISO 10545-2	± 10%	± 5%	± 5%	± 5%	± 5%	± 5%	± 5%	± 5%
Rectililinearidade das arestas \ Straightness of edges Rectilignité des côtes \ Kantengeradigkeit	EN ISO 10545-2	± 0,3%	± 0,15%	± 0,5%	± 0,25%	± 0,5%	± 0,25%	± 0,5%	± 0,25%
Angularidade \ Rectangularity Angularité \ Rechtwinkligkeit	EN ISO 10545-2	± 0,5%	± 0,25%	± 0,5%	± 0,25%	± 0,5%	± 0,25%	± 0,5%	± 0,25%
Planaridade (curvatura central) \ Planarity (central dome) Planéité (courbure au centre) \ Planarität (Mittelpunktswölbung)	EN ISO 10545-2	+ 0,5% - 0,3%	+ 0,25% - 0,15%	± 0,5%	± 0,25%	± 0,5%	± 0,25%	± 0,5%	± 0,25%
Planaridade (curvatura lateral da aresta) \ Planarity (edge dome) Planéité (courbure des arêtes) \ Planarität (Kantenswölbung)	EN ISO 10545-2	+ 0,5% - 0,3%	+ 0,25% - 0,15%	± 0,5%	± 0,25%	± 0,5%	± 0,25%	± 0,5%	± 0,25%
Planaridade (empeno na diagonal) \ Planarity (skew) Planéité (village par rapport à la diagonale) \ Planarität (Windschiefe)	EN ISO 10545-2	± 0,5%	± 0,25%	± 0,5%	± 0,25%	± 0,5%	± 0,25%	± 0,5%	± 0,25%

RESISTÊNCIA AO DESLIZAMENTO \ SLIP RESISTANCE CHART		DIN - DEUTSCHES INSTITUT FÜR NORMUNG		PENDULUM TEST VALUE (PTV)		ANSI AMERICAN NATIONAL STANDARD		CÓDIGO TÉCNICO DE LA EDIFICACIÓN		AUSTRALIAN STANDARD	
RÉSISTANCE À LA GLISSANCE \ TRITTSICHERHEIT		DIN 51130	DIN 51097	PTV SLIDER 96	PTV SLIDER 55	ANSI - A137.1 DCOF Dynamic Coefficient of Friction		CTE DB-SUA		AS 4586 App. A Wet Pendulum Slip Rating	
Série Collection	Acabamento Finishing					DCOF					
NovaArquitectura	CINCA Natural CINCA Natural	NPD	NPD	NPD	NPD	NPD		NPD		NPD	
	CINCA AD (Antiderrapante) CINCA AD (Slip-resistant)	R10	B	38-42	33-36	> 0,42		Clase 1		P2	
Porcelânico ANTI-SLIP	CINCA Natural CINCA Natural	R10	A	52-58	47-53	> 0,42		Clase 3		P5	
	CINCA AD (Antiderrapante) CINCA AD (Slip-resistant)	R11/V4	B	62-68	52-58	> 0,42		Clase 3		P5	
MOSAICO PORCELÂNICO	CINCA Natural CINCA Natural	R10	A/B/C	38-42	36-39	> 0,42		Clase 2		P3	

EMBALAGENS E PESOS \ PACKING AND WEIGHTS \ EMBALLAGES ET POIDS \ VERPACKUNGEN UND GEWICHTE											
Formato \ Size	Caixa \ Box			Paleta \ Pallet				cm			
	Pcs. / Stk.	m ² / m	kg	Caixa / Paleta Box / Pallet	m ²	Net. kg	Brut. kg				
arquitectos	M 20×40×0,75 cm	25	2,000 m ²	24,69	48	96,000	1,185	1,210	120×80×96	Revestimento Wall Tiles	Aparência Muito Uniforme Very Uniform Appearance
	M 10×30×0,75 cm	30	0,900 m ²	11,52	88	79,200	1,014	1,039	120×80×93		
	M 20×20×0,75 cm	23	0,9200 m ²	11,04	96	88,320	1,060	1,085	120×80×95		
	M 15×15×0,58 cm	66	1,500 m ²	13,97	70	105,000	978	1,003	120×80×90		
	M 3×20×0,75 cm	30	6,00 m	1,92	-	-	-	-	-		
	M 3×15×0,58 cm	40	6,00 m	1,61	-	-	-	-	-		
Peças Especiais Trim Pieces Pièces Spéciales Formstücke	3,5×3,5 AEOX	4	-	0,07	-	-	-	-	-	Brilhante Glossy	Mate Matt
	3,5×3,5 AICV	4	-	0,07	-	-	-	-	-		
	15×3,6 CV	22	-	1,89	-	-	-	-	-		
	15×3,6 CX	22	-	1,89	-	-	-	-	-		
	20×3,6 CV	12	-	1,41	-	-	-	-	-		
	20×3,6 CX	12	-	1,41	-	-	-	-	-		
	M 30×30×0,7 cm	15	1,350 m ²	20,52	50	67,500	1,026	1,051	120×80×73		
	M 10×30×0,7 cm	50	1,500 m ²	21,80	48	72,000	1,046	1,071	120×80×73		
	M 20×20×0,6 cm	25	1,000 m ²	12,95	84	84,000	1,088	1,113	120×80×73		
	3×3 AECX	4	-	0,10	-	-	-	-	-		
	3×3 AICX	4	-	0,10	-	-	-	-	-		
	3×3 AICV	4	-	0,10	-	-	-	-	-		
3×3 AE	4	-	0,10	-	-	-	-	-			
10×3 AE	4	-	0,30	-	-	-	-	-			
10×3 AI	4	-	0,20	-	-	-	-	-			
20×3 CV	25	-	2,25	-	-	-	-	-			
20×3 CX	25	-	2,25	-	-	-	-	-			
M 10×20 RC	10	2,00 m	3,30	-	-	-	-	-			
M 10×20×0,6 BIG	50	10,00 m	13,50	-	-	-	-	-			
M 10×30×0,7 BIG	50	15,00 m	21,80	-	-	-	-	-			
M 20×20 B1L	25	5,00 m	12,70	-	-	-	-	-			
M 20×20 B2L	25	5,00 m	12,70	-	-	-	-	-			
Porcelânico ANTI-SLIP	M 30×30×0,75 cm	15	1,350 m ²	22,28	46	62,100	1,025	1,050	120×80×72	Pavimento Floor Tiles	

INFORMAÇÃO
TÉCNICA
TECHNICAL
DATA

INFORMAÇÃO TÉCNICA TECHNICAL DATA

INFOGRAFIA \ INFOGRAPHICS INFOGRAPHIE \ SYMBOLE

	 Pavimento Floor Tiles	 Revestimento Wall Tiles	
ACABAMENTO DA ARESTA EDGE FINISHING	 Retificado Rectified	 Não Retificado Non Rectified	
BRILHO GLOW	 Brilhante Glossy	 Acetinado Satin Finish	 Mate Matt
ACABAMENTO DA SUPERFÍCIE SURFACE FINISHING	 Natural Natural	 Antiderrapante Slip-Resistant	 Polido Polished
ANTIDERRAPÂNCIA SLIP RESISTANCE	 DIN 51130 Calçado With Footwear	 Pendulum Test Value PTV Slider 96	 ANSI A326.3 Dynamic Coefficient of Friction
	 DIN 51097 Pé Descalço Barefoot	 Pendulum Test Value PTV Slider 55	
OUTROS OTHER	 Ingelivo Frost Resistant	 Resistência à abrasão superficial Resistance to surface abrasion	
		 Menos resistente Less resistant	 Mais resistente Most resistant

VARIAÇÃO NA TONALIZAÇÃO DA COR \ COLOUR SHADE VARIATION DIFFÉRENCE DE TONALITÉ \ FARBUNSTIMMIGKEIT

ANSI A137.1-2012

 Muito Uniforme Very Uniform V0	 Fraca Variação Low Variation V1	 Variação Ligeira Slight Variation V2	 Variação Moderada Moderate Variation V3	 Forte Destonização Substantial Variation V4
---	--	---	--	--

O símbolo classifica a variação da tonalização da cor das peças cerâmicas de uma série.

RECOMENDAÇÕES PARA ASSENTAMENTO

Para obter melhores resultados das características do produto, a CINCA recomenda antes do assentamento a mistura das peças de várias caixas.

This symbol classifies the chromatic shade variation among pieces of tile in one range.

LAYING RECOMMENDATIONS

CINCA recommends blending different pieces from different cartons before installation, in order to maximize the aesthetic beauty of the product line.

Parmi les symboles nous indiquons le degré de variation chromatique entre les carreaux contenus dans chaque série.

RECOMMANDATION POUR LA POSE

Afin de tirer profit au mieux des caractéristiques techniques du produit, CINCA recommande de mélanger des pièces de différentes boîtes.

Mit den Abkürzungen will man den Farbabweichungsgrad jeder Fliese einer Serie klassifizieren.

HINWEISE ZUR VERLEGUNG

Um die besten Resultate mit unserem Produkt erzielen zu können, schlägt CINCA vor, Fliesen von verschiedenen Kartons vor der Verlegung zu mischen.

Em qualquer espaço, seja ele interior ou exterior, pretende-se que a escolha do pavimento seja adequado ao espaço onde será aplicado: mais ou menos tráfego, mais ou menos humidade, mais ou menos acumulação de resíduos, por exemplo. A seleção de pavimentos com características antiderrapantes permite antever uma série de situações que favorecem a segurança dos transeuntes.


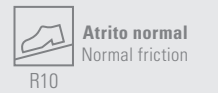
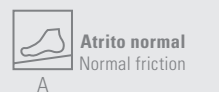
In any space, whether indoor or outdoor, it is intended that the floor tiles choice is suitable for the space where it will be applied: more or less traffic, more or less humidity, more or less accumulation of waste, for example. The selection of ANTI-SLIP floor tiles predict a bunch of situations that favor the pedestrians safety.

DIN - DEUTSCHES INSTITUT FÜR NORMUNG

Com ampla divulgação na indústria cerâmica, as normas alemãs que permitem determinar o coeficiente de escorregamento subdividem os testes em dois grupos distintos: o escorregamento **CALÇADO** (aplicável em zonas em que os utilizadores circulam habitualmente calçados) e o escorregamento **PÉ DESCALÇO** (aplicável às zonas em que os utilizadores circulam descalços, como é o caso das piscinas e dos balneários).

Well known in the Ceramic Industry, the German standards, which help determine the slip resistance coefficient, divide the tests into two groups. In the first group, the tests are executed simulating the use of FOOTWEAR (applicable in areas where people walk with footwear) and in the second group, the tests are run simulating BAREFOOT traffic (in areas such as swimming pools, shower areas etc).

CLASSE CLASS (DIN 51130) Calçado With Footwear



CTE - CÓDIGO TÉCNICO DE LA EDIFICACIÓN DB - SUA - Segurança de uso e acessibilidade
Safety of use and accessibility

O Código Técnico da Edificação é a regulação espanhola que estabelece os requisitos básicos para a segurança. Aplica-se a edifícios públicos ou privados.

Building Code is the Spanish regulation that establishes the basic requirements for safety. It is applied to public or private buildings.



RESISTÊNCIA AO DESLIZAMENTO SLIP RESISTANCE									
		DIN 51130	DIN 51097	PTV Slider 96	PTV Slider 55	ANSI A137.1 DCOF	CTE DB -SUA	AS 4586 App. A	EC
ART STONE	NAT	R9	NPD	28 - 31	23 - 26	>0,42	Clase 1	P2	
ASSOUAN STONE	AD	R11	C	57 - 63	52 - 57	>0,42	Clase 3	P5	
ASSOUAN STONE	NAT	NPD	NPD	26 - 29	19 - 21	>0,42	Clase 1	P1	
BAMBU	NAT	NPD	NPD	26 - 29	19 - 21	>0,42	Clase 1	P1	
BELLE ARTI	NAT	NPD	NPD	26 - 29	19 - 21	>0,42	Clase 1	P1	
BERNINI	NAT	NPD	NPD	26 - 29	19 - 21	>0,42	Clase 1	P1	
BRANCOS	NAT	NPD	NPD	26 - 29	19 - 21	>0,42	Clase 1	P1	
BRICK ROAD	NAT	R10	A	38 - 42	33 - 36	>0,42	Clase 1	P2	
CAIMAN	NAT	R9	NPD	28 - 31	23 - 26	>0,42	Clase 1	P2	
CAVA	NAT	NPD	NPD	26 - 29	19 - 21	>0,42	Clase 1	P1	
CEPPO DI GRE STONE	AD	R10	B	51 - 54	49 - 51	>0,42	Clase 3	P5	R10B EC
CEPPO DI GRE STONE	NAT	R9	NPD	28 - 31	23 - 26	>0,42	Clase 1	P2	
COFFRAGE	NAT	R9	NPD	28 - 31	23 - 26	>0,42	Clase 1	P2	
ESSENCE	AD	R10	B	51 - 54	49 - 51	>0,42	Clase 3	P5	R10B EC
ESSENCE	NAT	R9	NPD	28 - 31	23 - 26	>0,42	Clase 1	P2	
FACTORY	AD	R11	A	57 - 63	52 - 57	>0,42	Clase 3	P5	
FACTORY	NAT	R10	NPD	38 - 42	33 - 36	>0,42	Clase 1	P2	
FOSSIL	NAT	R10	A	38 - 42	33 - 36	>0,42	Clase 1	P2	
HERITAGE	NAT	R9	NPD	28 - 31	23 - 26	>0,42	Clase 1	P2	
HIGHLANDER	NAT	R10	A	38 - 42	33 - 36	>0,42	Clase 1	P2	
IMAGINE	AD	R11	A	57 - 63	52 - 57	>0,42	Clase 3	P5	
IMAGINE	NAT	NPD	NPD	26 - 29	19 - 21	>0,42	Clase 1	P1	
IMAGINE DECK	NAT	R10	B	38 - 42	33 - 36	>0,42	Clase 1	P2	
IMAGINE SOUL	AD	R11	A	57 - 63	52 - 57	>0,42	Clase 3	P5	
IMAGINE SOUL	NAT	R10	NPD	38 - 42	33 - 36	>0,42	Clase 1	P2	
IMAGINE VINTAGE	AD	R11	A	57 - 63	52 - 57	>0,42	Clase 3	P5	
IMAGINE VINTAGE	NAT	R10	NPD	38 - 42	33 - 36	>0,42	Clase 1	P2	


EC = Fácil Limpeza \ Easy Cleaning

NPD = Desempenho Não Determinado \ No Performance Declared \ Performance Non Déterminée \ Keine Leistung Festgelegt

NAT = Acabamento Natural \ Natural Finishing

AD = Acabamento Antiderrapante \ Slip-resistant Finishing

RESISTÊNCIA AO DESLIZAMENTO SLIP RESISTANCE									
		DIN 51130	DIN 51097	PTV Slider 96	PTV Slider 55	ANSI A137.1 DCOF	CTE DB -SUA	AS 4586 App. A	EC
INDUSTRIAL STONE	AD	R10	A	38 - 42	33 - 36	>0,42	Clase 1	P2	
INDUSTRIAL STONE	NAT	R9	NPD	28 - 31	23 - 26	>0,42	Clase 1	P2	
KINGSTONE	AD	R10	B	51 - 54	49 - 51	>0,42	Clase 3	P5	R10B EC
KINGSTONE	NAT	R9	NPD	28 - 31	23 - 26	>0,42	Clase 1	P2	
LUXURY	NAT	NPD	NPD	26 - 29	19 - 21	>0,42	Clase 1	P1	
MARBELLOUS	NAT	NPD	NPD	26 - 29	19 - 21	>0,42	Clase 1	P1	
MARBLE X	AD	R10	B	51 - 54	49 - 51	>0,42	Clase 3	P5	R10B EC
MARBLE X	NAT	R9	NPD	28 - 31	23 - 26	>0,42	Clase 1	P2	
MERCURY	NAT	R10	A	38 - 42	33 - 36	>0,42	Clase 1	P2	
PORTO	NAT	NPD	NPD	26 - 29	19 - 21	>0,42	Clase 1	P1	
PURE	NAT	NPD	NPD	26 - 29	19 - 21	>0,42	Clase 1	P1	
RETRO	AD	R10	B	51 - 54	49 - 51	>0,42	Clase 3	P5	R10B EC
RETRO	NAT	R9	NPD	28 - 31	23 - 26	>0,42	Clase 1	P2	
SALT	NAT	R9	NPD	28 - 31	23 - 26	>0,42	Clase 1	P2	
SILK	NAT	NPD	NPD	26 - 29	19 - 21	>0,42	Clase 1	P1	
SPLASH SLATE	AD	R10	B	38 - 42	33 - 36	>0,42	Clase 1	P2	R10B EC
SPLASH SLATE	NAT	R9	NPD	28 - 31	23 - 26	>0,42	Clase 1	P2	
SPLENDOR	NAT	NPD	NPD	26 - 29	19 - 21	>0,42	Clase 1	P1	
TIBUR	NAT	NPD	NPD	26 - 29	19 - 21	>0,42	Clase 1	P1	
TIMBER	AD	R10	B	38 - 42	33 - 36	>0,42	Clase 1	P2	R10B EC
TIMBER	NAT	R9	NPD	28 - 31	23 - 26	>0,42	Clase 1	P2	
TIMBER DECK	AD	R10	B	38 - 42	33 - 36	>0,42	Clase 1	P2	R10B EC
TIMBER DECK	NAT	R9	A	28 - 31	23 - 26	>0,42	Clase 1	P2	
TIVOLI	AD	R10	B	51 - 54	49 - 51	>0,42	Clase 3	P5	R10B EC
TIVOLI	NAT	R9	NPD	28 - 31	23 - 26	>0,42	Clase 1	P2	
TUSCANIA	AD	R10	B	38 - 42	33 - 36	>0,42	Clase 1	P2	R10B EC
TUSCANIA	NAT	R9	NPD	28 - 31	23 - 26	>0,42	Clase 1	P2	



Mais informação página 11.
More information at page 11.

PTV - PENDULUM TEST VALUE

Os resultados PTV ("Pendulum Test Value") são obtidos a partir de um equipamento chamado "Pêndulo". Este equipamento simula o escorregamento CALÇADO e PÉ DESCALÇO de uma determinada superfície, à semelhança do que foi mencionado na norma acima (DIN), e indica-nos um resultado. São usados deslizantes de borracha para cada um dos testes (96 ou 55), obtendo-se três resultados possíveis:

The PTV (Pendulum Test Value) results are obtained from an equipment called "Pendulum". This equipment simulates the slipping FOOTWEAR and BAREFOOT on a given surface, similarly to what was mentioned in the above standard (DIN), and gives us a result. Rubber sliders are used for each of the tests (slider 96 or slider 55), getting three possible results: "Footwear" classifications (PTV Slider 96) and "Barefoot" classifications (PTV Slider 55):

Classificações "Calçado" (PTV Slider 96) e Classificações "Pé Descalço" (PTV Slider 55):
"Footwear" classifications (PTV Slider 96) and "Barefoot" classifications (PTV Slider 55):

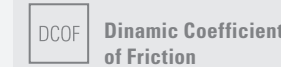
PTV – 0-24 – Risco Elevado High Risk
PTV – 24-35 – Risco Moderado Moderate Risk
PTV – 36+ – Risco Baixo Low Risk



ANSI - AMERICAN NATIONAL STANDARD

O DCOF (Dynamic Coefficient of Friction) é o principal método de teste utilizado nos Estados Unidos da América para avaliar o desempenho dos pavimentos relativamente às suas características de antiderrapância. É um método normalizado pela ANSI A326.3 e que utiliza um equipamentos específico, denominado BOT-3000 para determinação do coeficiente de atrito dinâmico.

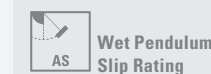
DCOF (Dynamic Coefficient of Friction) is the main test method used in the United States of America to evaluate the performance of floor tiles in terms of their slip resistance characteristics. It's a method standardized by ANSI A326.3 which uses specific equipment, called BOT-3000, to determine the coefficient of dynamic friction.



AS - AUSTRALIAN STANDARD

O teste de deslizamento do pêndulo húmido é descrito no Apêndice A do AS 4586 e classifica o deslizamento em superfícies propensas à contaminação por água.

The wet pendulum slip test outlined in Appendix A of AS 4586 classifies the slip rating of surfaces that are prone to water contamination.



EQUIVALÊNCIAS ENTRE CERÂMICA E ADESIVOS \ EQUIVALENCE BETWEEN CERAMIC AND GLUES ÉQUIVALENCE ENTRE CÉRAMIQUE ET ADHÉSIFS \ ÄQUIVALENZTABELLE ZWISCHEN KERAMIKKLASSEN UND FLIESENKLEBER

Para garantir a durabilidade e a segurança do sistema “cerâmica-adesivo” em uso, a escolha correta do adesivo para um ladrilho específico é fundamental. A tabela seguinte foi elaborada tendo em conta o grau de compatibilidade do sistema “cerâmica-adesivo”, numa condição tradicional, sobre um suporte cimentício absorvente. Estes são os requisitos mínimos de acordo com a característica “absorção de água” da cerâmica, respeitando as normas EN14411 e EN 12004.

Existem condições adicionais a ter em conta, que podem levar a alterar a seleção do sistema, tais como:

// Dimensões (CxLxA), geometria e natureza das peças de cerâmica;

// Natureza, absorção e deformabilidade do suporte (betão, cerâmica existente, gesso cartonado, madeira, metal, etc.) onde o sistema será aplicado;

// Ambiente de utilização (residencial, comercial ou industrial);

// Usos específicos (ambientes húmidos, exposição solar, rapidez de intervenção, etc.);

Nestes casos devem ser consultados os prescritores.

The correct choice of glue is of extreme importance to ensure the durability and safety of the “ceramic-adhesive” system in use. The following table has been prepared taking into consideration the degree of compatibility of the “ceramic adhesive” system, under a normal condition, on an absorbent cementitious support. These are the minimum requirements according to the “water absorption” characteristic of ceramic, complying with the norms EN14411 and EN 12004.

There are additional conditions to keep in mind that may lead to changes such as:

// Dimensions (LxWxH), shape and nature of ceramic pieces;

//Nature, absorption and deformability of the substrate (concrete, existing tiles, plasterboard, wood, metal, etc.) where the system will be applied;

// Area of use (residential, commercial or industrial);

// Specific applications (wet environments, sun exposure, speed of intervention, etc.).

In these cases you should contact the specifiers.

Pour assurer la durabilité et la sécurité du système "adhésif céramique" utilisé, il est essentiel de choisir le bon adhésif pour un carreau spécifique. Le tableau suivant a été préparé en tenant compte du degré de compatibilité du système "céramique-adhésif", dans des conditions traditionnelles, sur un support absorbant à base de ciment. Ce sont les exigences minimales selon la caractéristique "absorption d'eau" de la céramique, répondant aux normes EN14411 et EN 12004.

Il convient de garder à l'esprit les conditions supplémentaires susceptibles de modifier le choix du système, telles que:

// Dimensions (LxWxH), géométrie et nature des pièces en céramique;

// Nature, absorption et déformabilité du support (béton, céramique existante, plaques de plâtre, bois, métal, etc.) où le système sera appliqué;

// Environnement d'utilisation (résidentiel, commercial ou industriel);

// Utilisations spécifiques (environnements humides, exposition au soleil, rapidité d'intervention, etc.).

Dans ce cas, les prescripteurs doivent être consultés.

Um die Haltbarkeit und Sicherheit der Einheit “Keramik-Kleber” zu gewährleisten, ist die Auswahl des richtigen Klebers für eine bestimmte Fliese von entscheidender Bedeutung. Die folgende Tabelle wurde unter Berücksichtigung der Kompatibilität der Einheit “Keramik-Kleber” unter herkömmlichen Bedingungen auf einem absorbierenden zementartigen Träger erstellt. Dies sind die Mindestanforderungen gemäß der Eigenschaft “Wasseraufnahme” von Keramik gemäß EN14411 und EN 12004.

Zusätzlich sind einige Bedingungen zu beachten, die zu einer Änderung der Einheit führen können, wie z. B.:

// Abmessungen (LxBxH), Geometrie und Art der Keramikfliese;

//Art, Absorptionsvermögen und Verformbarkeit des Untergrunds (Beton, vorhandene Keramik, Gipsplatten, Holz, Metall usw.), auf den die Einheit verlegt werden soll;

// Nutzungsumgebung (Haushalt, Gewerbe oder Industrie);

// Spezifische Anwendungen (feuchte Umgebungen, Sonneneinstrahlung, Verlegegeschwindigkeit usw.).

In solchen Fällen sollte die ausschreibende Instanz konsultiert werden.

CERÂMICA COM ACABAMENTO POLIDO OU LAPADO \ TILES WITH POLISHED AND SEMI-POLISHED FINISHING CÉRAMIQUE FINITION POLI OU SEMI-POLI \ KERAMIK MIT POLIERTER ODER GELÄPPTER OBERFLÄCHE



Os acabamentos polidos ou lapados, deixam as superfícies mais vulneráveis a manchas e/ou danos físicos.

A CINCA recomenda que seja aplicado um protetor de superfície nestes produtos de forma a conseguir o aspeto pretendido durante mais tempo.

// Os protetores de superfície devem ser aplicados após aplicação e rejuntamento.

// Deve verificar que está a usar um produto adequado a superfícies cerâmicas polidas ou lapadas.

// Deve seguir as instruções específicas de cada fabricante.

Polished and semi-polished finishings, cause surfaces more vulnerable to stains and/or physical damage.

In order to achieve a long lasting desired look, CINCA recommends a surface protector to be applied on the products.

// Surface protectors must be applied after application and grouting.

// Please verify that you are using a suitable product for polished or semi-polished ceramic tiles.

// You must follow the specific instructions of each manufacturer.

APLICAÇÃO E MANUTENÇÃO DOS DECORADOS \ APPLICATION AND MAINTENANCE OF DECORATIVE PIECES APPLICATION ET ENTRETIEN DES PIÈCES DÉCORÉES \ VERLEGE-UND PFLEGEANWEISUNG FÜR DIE DEKORE

Os ladrilhos decorados da CINCA resultam de processos de decoração especiais, recorrendo a vidrados que apresentam sedutores efeitos visuais. Como peças especiais que são, requerem uma manipulação cuidadosa que preserve a sua beleza. Para a sua colocação recomendamos que as peças sejam manipuladas com cuidado, para evitar riscos, e que estejam secas e limpas. A superfície dos produtos decorados deve ser protegida durante a aplicação, evitando ao máximo o seu contato com argamassas de assentamento e/ou rejuntamento. Os eventuais excedentes de materiais de colocação devem ser imediatamente limpos, evitando-se que endureçam e colem à superfície das peças. Para limpar os excedentes de materiais de colocação deve apenas ser usada uma esponja limpa e água em abundância sendo totalmente vedada a utilização de agentes de limpeza abrasivos ou contendo ácidos.

Para a manutenção corrente dos materiais deve-se evitar o uso de detergentes energicos e/ou produtos ou utensílios de limpeza abrasivos pois podem causar danos irreversíveis nas peças. A limpeza deve ser assegurada apenas com recurso a água e sabão neutro.

Estes produtos podem apresentar normais diferenças de tonalidade decorrentes desta técnica de fabrico.

Decorative tiles produced by CINCA are the result of special decorative processes and techniques along with the use of glazes that offer seductive visual effects. Handling of these pieces requires careful manipulation in order to preserve its beauty. For application, we recommend pieces are handled with care to avoid scratches or breakage. It is also recommended you ensure pieces are clean and dry before application. We also recommend protection of the surface to avoid contact with glue or mortar during the application process. Any excess glue or mortar in contact with the surface should be cleaned immediately to avoid hardening or gluing. Excess glue or mortar should be removed using a clean sponge with abundant water. The use of abrasive cleaning agents or those containing acid is strictly forbidden.

For cleaning and maintenance purposes avoid using energetic detergents and abrasive utensils as these may cause irreversible damage to the decorative pieces. Only the use of clean water and neutral soap is recommended.

These products may show shading variations as a consequence of the production processes and techniques used during manufacturing.

Les finitions polies ou semi-polies laissent les surfaces plus vulnérables aux taches et/ou aux dommages.

CINCA recommande l'utilisation d'un protecteur de surface sur ces produits, afin de maintenir l'aspect souhaité le plus longtemps possible.

// Les protecteurs de surface doivent être appliqués après la pose et le jointoiment;

// Vous devez vérifier que vous utilisez un produit adapté aux surfaces céramiques polies et semi-polies;

// Vous devez suivre méticuleusement les instructions de chaque fabricant.

Polierte oder geläppte Ausführungen machen Oberflächen anfälliger für Flecken und/oder physische Beschädigungen.

CINCA empfiehlt, diese Produkte mit einem Oberflächenschutz zu versehen, um das gewünschte Aussehen länger zu garantieren.

// Das Oberflächenschutzmittel nach dem Verlegen und Verfugen auftragen.

// Sie müssen sicherstellen, dass ein Produkt verwendet wird, das für polierte oder geläppte Keramikoberflächen geeignet ist.

// Sie müssen die spezifischen Anweisungen des jeweiligen Herstellers befolgen.

Les carreaux de faïence décorés CINCA, sont le résultat d'un procédé de décoration spécial, recourant à des émaux ou autres matières aux effets visuels précieux et uniques. C'est donc comme pièces « précieuses » qu'ils doivent être manipulés avec soin afin de conserver leur beauté et originalité. Pour une bonne et correcte application et pour éviter toutes rayures, nous recommandons une manipulation délicate, les pièces devant être séchées et nettoyées au préalable. La surface des pièces décorées doit être protégée durant l'application, évitant au maximum son contact avec le ciment colle et/ou le joint. Les éventuels excédents de matière doivent être immédiatement nettoyés afin d'éviter qu'ils ne sèchent et qu'ils ne collent sur la surface des pièces. Pour nettoyer ces excédents, utiliser uniquement une éponge propre bien imbibée d'eau. Il est formellement interdit d'utiliser tout produit de nettoyage abrasif ou contenant des acides.

Pour le nettoyage courant, il faut éviter tout détergent énergique et/ou produit ou ustensile de nettoyage abrasifs, au risque de causer des dommages irréversibles sur les pièces. Le nettoyage doit être fait uniquement à l'aide d'eau et de savon neutre.

Ces pièces peuvent aussi présenter des différences normales de tonalité, dérivées justement de cette technique spéciale de fabrication.

CINCA's Dekorfliesen sind Erzeugnisse aus speziellen Dekorationsverfahren, mit Glasuren die verführerische visuelle Effekte vorweisen. Diese besonderen Fliesen sollten behutsam behandelt werden, damit sie ihre Schönheit bewahren. Bei der Verlegung dieser Fliesen empfehlen wir eine sorgsame Behandlung damit Kratzer vermieden werden, auch sollten die Fliesen trocken und sauber sein. Die dekorierte Oberfläche der Produkte sollte während der Verlegung geschützt werden, um so den Kontakt mit dem Zementmörtel und / oder Fugenmaterial zu vermeiden. Etwaige Überschüsse dieser Materialien sollten sofort von den Fliesen vorsichtig entfernt werden, um das Verhärten an der Oberfläche der Fliesen zu vermeiden. Für die Reinigung bitte ausschliesslich einen sauberen Schwamm und viel Wasser verwenden. Reinigungsmittel die Säuren enthalten oder Scheuermittel dürfen nicht verwendet werden.

Für die alltägliche Säuberung und Pflege dieser Fliesen, vermeiden Sie bitte scharfe Reinigungsmittel und/oder scheuernde Reinigungsutensilien, da diese irreversible Schäden an den Fliesen verursachen können. Die Reinigung sollte nur mit Seife und Wasser erfolgen.

Diese Erzeugnisse können normale Brandfarbenunterschiede aufweisen, auf Grund dieser Produktionstechnik.





Recomendação mínima de classes de adesivos, segundo classes de cerâmica: \ Minimum recommendation of adhesive classes by ceramic classes:

Recommandation minimale des classes d'adhésif par classe de céramique: \ Mindestempfehlung der Kleberklassen, nach Keramikklassen:


Classe de Cerâmica (segundo EN14411) Ceramic Classes (according to EN14411) Classe de Céramique (selon EN14411) Keramikklasse (nach EN14411)	Absorção de Água (%) Water absorption (%) Absorption d'eau (%) Wasseraufnahme (%)	Adesivo (segundo EN12004) \ Adhesives (according to EN12004) \ Adhésif (selon EN12004) \ Fliesenkleber (nach EN12004)			
		Pavimento \ Floor \ Sol \ Boden		Parede \ Wall \ Mur \ Wand	
		Interior \ Interior Intérieur \ Innen	Exterior \ Exterior Extérieur \ Aussen	Interior \ Interior Intérieur \ Innen	Exterior \ Exterior Extérieur \ Aussen
A1a + B1a	≤ 0,5	C2	C2	C2	C2
A1b + B1b	> 0,5 e \ and \ et \ und ≤ 3,0	C1	C2	C1	C2
A11a-1 + A11a-2 + B11a	> 3,0 e \ and \ et \ und ≤ 6,0	C1	C2	C1	C2
A11b-1 + A11b-2 + B11b	> 6,0 e \ and \ et \ und ≤ 10,0	C*	C2	C*	C2
A111 + B111	> 10,0	Não aplicável Not applicable Non applicable Nicht zutreffend	Não aplicável Not applicable Non applicable Nicht zutreffend	C* ou D C* or D C* ou D C* oder D	Não recomendável Not recommended Non Recommandé Nicht empfehlenswert

C* = Cimento cola para ladrilhos absorventes em interior. \ Glue for absorbent tiles for interiors. \ Colle pour carrelage absorbant d'intérieur en ciment. \ Zementkleber für wasseraufnehmende Fliesen im Innenbereich.

FORMATOS
SIZES

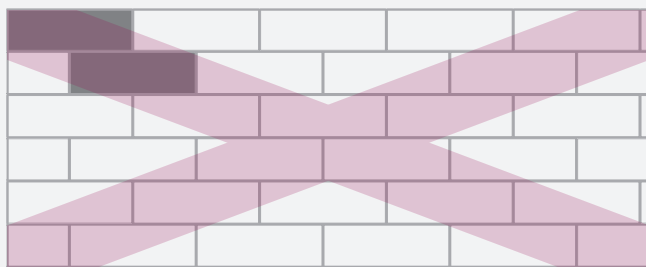
 60x120 RTF 24"x47" RTF	49x99 RTF 19"x39" RTF	48x98 RTF P 19"x39" RTF P	30x60 RTF 12"x24" RTF
 30x60 12"x24"			

CONTRAFIADO 15%
BRICKBONG EFFECT 15%



CONTRAFIADO 50%
BRICKBONG EFFECT 50%


NÃO RECOMENDADO
NOT RECOMMENDED



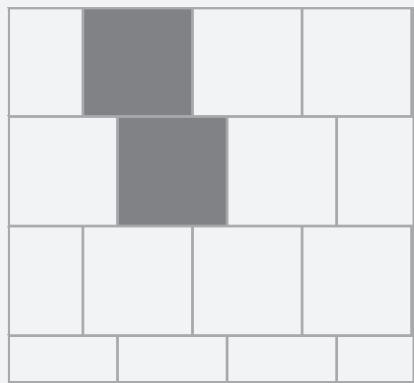
FORMATOS
SIZES

 120x120 RTF 47"x47" RTF	49x49 RTF 19"x19" RTF	48x48 RTF P 19"x19" RTF P	60x60 RTF 24"x24" RTF		
 60x60 24"x24"	33x33 13"x13"	M 50x50 20"x20"	M 45x45 18"x18"	M 30x30 12"x12"	M 20x20 8"x8"

45°
45°




CONTRAFIADO 30%
BRICKBONG EFFEC 30%




CONTRAFIADO 50%
BRICKBONG EFFEC 50%


NÃO RECOMENDADO
NOT RECOMMENDED




BRICK
BRICK

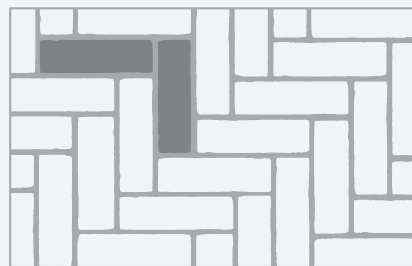
 **Arestas Irregulares**
Irregular Edges

7,5x25
3"x10"







ESPINHA
HERRINGBONE EFFECT







CONTRAFIADO 50%
BRICKBONG EFFECT 50%




ALINHADO
ALIGNED



FORMATOS
SIZES

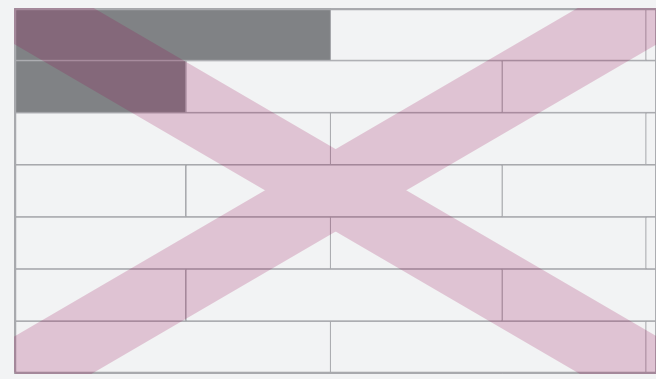
 20x120 RTF 8"x47" RTF	24,5x99 RTF 10"x39" RTF	23,5x98 RTF P 9"x39" RTF P	16x99 RTF 6"x39" RTF	 20x120 8"x47"		
---	-----------------------------------	--------------------------------------	--------------------------------	---	---	---

CONTRAFIADO 20%
BRICKBONG EFFECT 20%





CONTRAFIADO 50%
BRICKBONG EFFECT 50%


NÃO RECOMENDADO
NOT RECOMMENDED



FORMATOS
SIZES

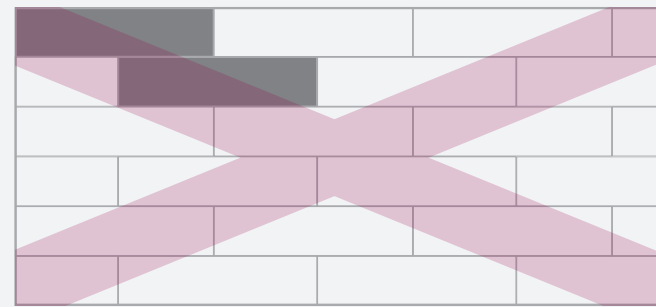
 15x60 RTF 6"x24" RTF	
--	---

CONTRAFIADO (sugerimos que use os ângulos de canto)
BRICKBONG EFFEC (we suggest the use of the corner angles)






CONTRAFIADO 50%
BRICKBONG EFFEC 50%


NÃO RECOMENDADO
NOT RECOMMENDED



FORMATOS
SIZES


 30x90 RTF 12"x35" RTF	 M 25x75 10"x30"	M 25x55 10"x22"	M 25x45 10"x18"	
---	---	---------------------------	---------------------------	---


CONTRAFIADO 15%
BRICKBONG EFFECT 15%




CONTRAFIADO 50%
BRICKBONG EFFECT 50%

NÃO RECOMENDADO
NOT RECOMMENDED



 **FORMATOS RETIFICADOS**
RECTIFIED SIZES

- Junta mínima: 1 mm
- Minimum joint: 1 mm / 0.04 in
- Utilize niveladores para um melhor acabamento
- Use level systems for a better finishing

 **FORMATOS NÃO RETIFICADOS**
NON RECTIFIED SIZES

- Junta sugerida: 2 a 5 mm
- Suggested joint: 2 to 5 mm / 0.08 in to 0.2 in


M 10×40 cm 4"×16"

COSMOPOLITAN


SUGESTÃO DE COMBINAÇÃO DE SÉRIES E FORMATOS

SERIES AND SIZES COMBINATION SUGGESTION
SUGGESTION DE COMBINAISON DE SÉRIES ET FORMATS
VORSCHLÄGE ZUM KOMBINIEREN DER SERIEN UND FORMATE


Fundos e Estruturas **COSMOPOLITAN M 10×40 cm**
Coordenados com **arquitectos M 20×40 e M 20×20 cm**
COSMOPOLITAN Plain Tiles and Structures M10×40 cm (4"×16")
Coordinated with **arquitectos** M 20×40 cm (8"×16") and M 20×20 cm (8"×8")



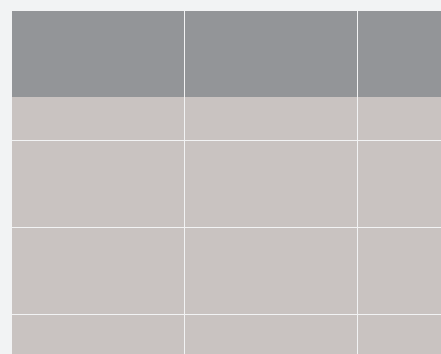
CONTRAFIADO 50%
BRICKBONG EFFECT 50%



CONTRAFIADO 30%
BRICKBONG EFFECT 30%




ALINHADO
ALIGNED




ESPINHA
HERRINGBONE EFFECT



MÓDULOS
MODULES



MÓDULOS
MODULES



M 10×30 + M 7,5×15 cm 4"×12" + 3"×6"


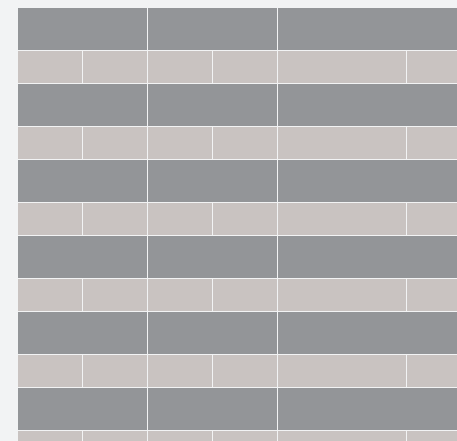
CRACKLÉ · LUX · MANHATTAN METRO · NEW YORK · SOHO

SUGESTÃO DE COMBINAÇÃO DE FORMATOS

SIZES COMBINATION SUGGESTION
SUGGESTION DE COMBINAISON DE FORMATS
VORSCHLÄGE ZUM KOMBINIEREN DER FORMATE

CONTRAFIADO 50%
BRICKBONG EFFECT 50%

CRACKLÉ · METRO



ESPINHA
HERRINGBONE EFFECT

CRACKLÉ · METRO



M 10×30 | M 7,5×15 | 7,5×25 cm 4"×12" | 3"×6" | 3"×10"

SUGESTÕES DE APLICAÇÃO


LAYING SUGGESTIONS
SUGGESTIONS DE POSE
VERLEGEPLAN

CONTRAFIADO 50%
BRICKBONG EFFECT 50%



CRACKLÉ · LUX · MANHATTAN · METRO:
Não aplicar este layout nos formatos
M 10×30 e 7,5×25 cm


Do not apply this setting with M 10×30
and 7,5×25 cm (4"×12" and 3"×10") sizes



CONTRAFIADO 50%
BRICKBONG EFFECT 50%


CRACKLÉ · LUX · MANHATTAN · METRO:
Apenas no formato **M 7,5×15 cm**

Only for M 7,5×15 cm (3"×6") size



CONTRAFIADO 30%
BRICKBONG EFFECT 30%

CRACKLÉ · LUX · MANHATTAN · METRO
NEW YORK · SOHO



ESPINHA
HERRINGBONE EFFECT

CRACKLÉ · LUX · MANHATTAN · METRO
NEW YORK · SOHO




M 10×30 + 7,5×15 cm 4"×12"+3"×6" TIFFANY

SUGESTÃO DE COMBINAÇÃO DE SÉRIES E FORMATOS

SERIES AND SIZES COMBINATION SUGGESTION
 SUGGESTION DE COMBINAISON DE SÉRIES ET FORMATS
 VORSCHLÄGE ZUM KOMBINIEREN DER SERIEN UND FORMATE


Fundos e Estrutura **TIFFANY M 10×30 cm**
 Coordenados com **arquitectos M 20×40 e M 20×20 cm**
 TIFFANY Plain Tiles and Structure M10×30 cm (4"×12")
 Coordinated with **arquitectos M 20×40 cm (8"×16")** and **M 20×20 cm (8"×8")**




15×15 cm | M 20×20 cm 6"×6" | 8"×8" SPLASH · HERITAGE

SUGESTÕES DE APLICAÇÃO

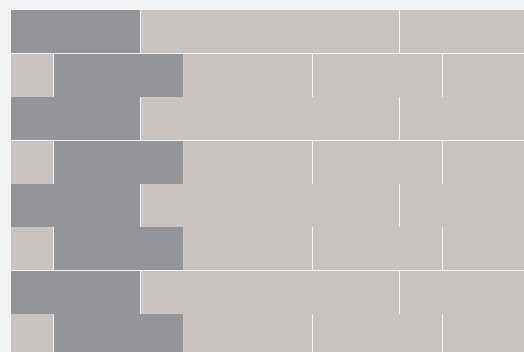
LAYING SUGGESTIONS
 SUGGESTIONS DE POSE
 VERLEGEPLAN




CONTRAFIADO 50%
BRICKBONG EFFECT 50%



CONTRAFIADO 30%
BRICKBONG EFFECT 30%




ALINHADO
ALIGNED



CONTRAFIADO 30%
BRICKBONG EFFECT 30%

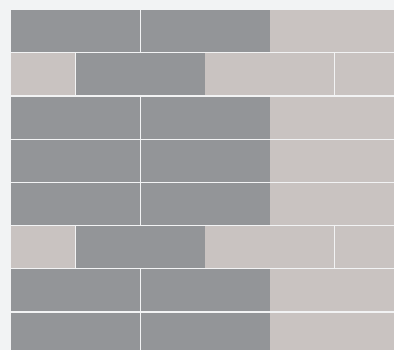
Apenas no formato 15×15 cm
Only for 15×15 cm (6"×6") size



ESPINHA
HERRINGBONE EFFECT

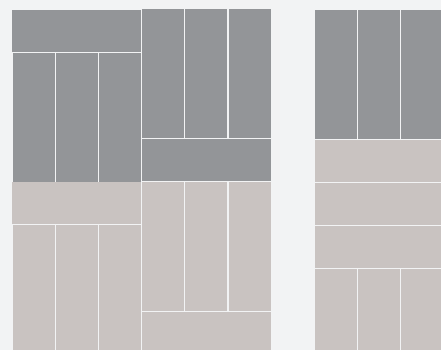


CONTRAFIADO 50%
BRICKBONG EFFECT 50%




MÓDULOS
MODULES

Apenas no formato M 10×30 cm
Only for M10×30 cm (4"×12") size



CONTRAFIADO 50%
BRICKBONG EFFECT 50%

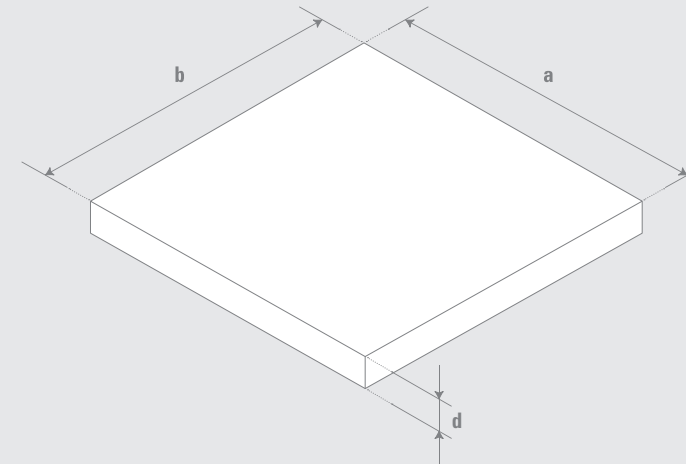
Apenas no formato 15×15 cm
Only for 15×15 cm (6"×6") size



EN 14411:2012 Anexo G Grupo Bia UGL Porcelânico Pasta Corada Decorado \ Colored body Porcelain Stoneware Grès cérame décoré coloré dans la masse \ Durchgefärbtes dekoriertes Feinsteinzeug		EN 14411:2012 Anexo G Grupo Bia GL Porcelanato Vidrado \ Glazed Porcelain Stoneware Grès Cérame Émaillé \ Feinsteinzeug Glasiert														
EN 14411:2012 Anexo K - Grupo BIII GL (EN 14411:2016 Anexo L) Azulejos de Pasta Branca Bicozedura \ Double Fired White Body Wall Tiles Faïences en Pâte Blanche Bi-Cuissón \ Weiss-Scherbige Zweibrand Steingutfliessen																
Dimensão Nominal (N) Nominal Size (N)		7cm ≤ N < 15 cm			N ≥ 15 cm			Retificados Rectified		7cm ≤ N < 15 cm			N ≥ 15 cm		Retificados Rectified	
Desvio da Dimensão Nominal (N) Deviation From Nominal Size (N)	Modular ⁽¹⁾ Modular ⁽¹⁾	2 - 5mm		2 - 5mm		2 - 5mm		2 - 5mm		2 - 5mm		2 - 5mm		2 - 5mm		
		Não-Modular ⁽²⁾ Non-Modular ⁽²⁾		± 2% (Max. 5mm)		± 2% (Max. 5mm)		± 2% (Max. 5mm)		± 2% (Max. 5mm)		± 2% (Max. 5mm)		± 2% (Max. 5mm)		
Característica \ Characteristics Caractéristique \ Eigenschaft		Norma Standard Norme Norm	EN ISO 10545-2	EN	CINCA	EN	CINCA	CINCA	EN	CINCA	EN	CINCA	CINCA	EN	CINCA	
Desvio da dimensão de fabrico (W) Deviation from work size (W) Écart de la dimension de fabrication (W) Abweichung zum Produktionsmass (W)	Max. Min.	%	Não aplicável Not applicable Non applicable Nicht zutreffend		± 0,5%	± 0,4%	Retificado ± 0,3%	Não aplicável Not applicable Non applicable Nicht zutreffend		± 0,6%	± 0,5%	Retificado ± 0,3%				
		mm	± 0,75	± 0,6	± 2,0	± 1,5	Retificado ± 1,0	± 0,9	± 0,7	± 2,0	± 1,5	Retificado ± 1,0				
Espessura Thickness Épaisseur Stärkegenauigkeit	Max. Min.	%	Não aplicável Not applicable Non applicable Nicht zutreffend		± 10%	± 10%	Retificado ± 10%	Não aplicável Not applicable Non applicable Nicht zutreffend		± 5%		Retificado ± 5%				
		mm	± 0,5		± 0,5		Retificado ± 0,5	± 0,5		± 0,5		Retificado ± 5%				
Rectilinearidade dos lados Rectilignité des côtés Straightness of edges Kantengeradigkeit	Max. Min.	%	Não aplicável Not applicable Non applicable Nicht zutreffend		± 0,3%	± 0,2%	Retificado ± 0,2%	Não aplicável Not applicable Non applicable Nicht zutreffend		± 0,5%	± 0,4%	Retificado ± 0,3%				
		mm	± 0,5	± 0,4	± 1,5	± 1,1	Retificado ± 0,8	± 0,75	± 0,6	± 1,5%	± 1,1	Retificado ± 0,8%				
Angularidade Angularité Rectangularity Rechtwinkligkeit	Max. Min.	%	Não aplicável Not applicable Non applicable Nicht zutreffend		± 0,5%	± 0,4%	Retificado ± 0,3%	Não aplicável Not applicable Non applicable Nicht zutreffend		± 0,5%	± 0,4%	Retificado ± 0,3%				
		mm	± 0,75	± 0,6	± 2,0	± 1,5	Retificado ± 1,0	± 0,75	± 0,6	± 2,0	± 1,5	Retificado ± 1,0%				
Planaridade da Superfície Surface Flatness	Max.	%	Não aplicável Not applicable Non applicable Nicht zutreffend		+ 0,5%	+ 0,4%	Retificado + 0,4%	Não aplicável Not applicable Non applicable Nicht zutreffend		+ 0,5%	+ 0,4%	Retificado + 0,4%				
		mm	+ 0,75	+ 0,6	+ 2,0	+ 1,5	Retificado + 1,5	+ 0,75	+ 0,6	+ 2,0	+ 1,5	Retificado + 1,5				
	Min.	%	Não aplicável Not applicable Non applicable Nicht zutreffend		- 0,3%	- 0,2%	Retificado - 0,2%	Não aplicável Not applicable Non applicable Nicht zutreffend		- 0,5%	- 0,4%	Retificado - 0,4%				
		mm	- 0,50	- 0,4	- 1,5	- 1,1	Retificado - 1,1	- 0,75	- 0,6	- 2,0	- 1,5	Retificado - 1,5				
	Max.	%	Não aplicável Not applicable Non applicable Nicht zutreffend		+ 0,5%	+ 0,4%	Retificado ± 0,4%	Não aplicável Not applicable Non applicable Nicht zutreffend		+ 0,5%	+ 0,4%	Retificado + 0,4%				
		mm	+ 0,75	+ 0,6	+ 2,0	± 1,5	Retificado ± 1,5	+ 0,75	+ 0,6	+ 2,0	± 1,5	Retificado + 1,5				
Min.	%	Não aplicável Not applicable Non applicable Nicht zutreffend		- 0,3%	- ± 0,2%	Retificado - 0,2%	Não aplicável Not applicable Non applicable Nicht zutreffend		- 0,5%	- 0,4%	Retificado - 0,4%					
	mm	- 0,50	- 0,4	- 1,5	- ± 1,1	Retificado - 1,1	- 0,75	- 0,6	- 2,0	- 1,5	Retificado - 1,5					
Max. Min.	%	Não aplicável Not applicable Non applicable Nicht zutreffend		± 0,5%	± 0,4%	Retificado ± 0,4%	Não aplicável Not applicable Non applicable Nicht zutreffend		± 0,5%	± 0,4%	Retificado ± 0,4%					
	mm	± 0,75	± 0,6	± 2,0	± 1,5	Retificado ± 1,5	± 0,75	± 0,6	± 2,0	± 1,5	Retificado ± 1,5					

⁽¹⁾ O desvio da Dimensão de Fabrico (W) da Dimensão Nominal (N) inclui uma junta de... \ Deviation of Work Size (W) from Nominal Size (N) includes a joint of...

⁽²⁾ A diferença entre a Dimensão de Fabrico (W) e a Dimensão Nominal (N) é menor que... \ Difference between Work Size (W) and Nominal Size (N) is less than...



Dimensão de Fabrico (W) = Dimensão da face visível (a e b) e espessura (d)
Dimensão de Coordenação (C) = Dimensão de Fabrico (W) + Junta (J)

Formatos Modulares e Não Modulares

Podem ser considerados formatos modulares aqueles cuja dimensão nominal (de designação) é múltipla ou submúltipla do módulo M (M = 100mm segundo a ISO 1006) e cuja superfície é igual ou superior a 9000 mm².
Estes formatos são identificados por uma letra M antes da sua designação nominal (p.e.: M20 x 20 cm). Nos formatos modulares, a dimensão nominal inclui a junta, conforme as observações seguintes. Todos os restantes formatos são considerados não modulares.

Work size (W) = Dimension of the visible face (a and b) and thickness (d)
Coordinating size (C) = Work Size (W) + Joint (J)

Modular and Non-modular Sizes

Sizes considered modular are those whose nominal dimensions are multiples or submultiples of M (according to the ISO 1006 standard, M = 100 mm) and with a surface area equal or superior to 9000 mm².
These sizes are identified by a letter M before their nominal designation (e.g.: M20 x 20 cm). In modular sizes, the nominal size includes the joint, as described in the following remarks. All other sizes are considered non-modular.

Dimension de Fabrication (W) = Dimension de la face visible (a e b) et épaisseur (d)
Dimension de Coordination (C) = Dimension de Fabrication (W) + Joint (J)

EN 14411:2012 Anexo G Grupo Bia UGL
Porcelânico Pasta Corada Decorado \ Colored body Porcelain Stoneware
Grès cérame décoré coloré dans la masse \ Durchgefärbtes dekoriertes Feinsteinzeug

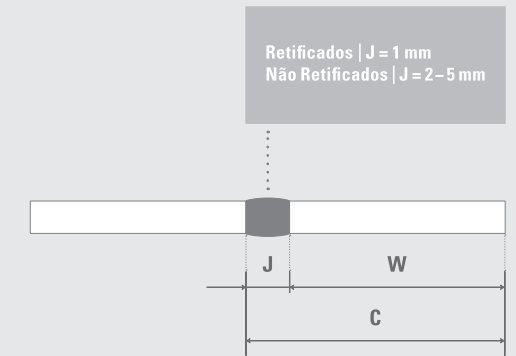
EN 14411:2012 Anexo G Grupo Bia GL
Porcelanato Vidrado \ Glazed Porcelain Stoneware \ Grès Cérame Émaillé \ Feinsteinzeug Glasiert
EN 14411:2012 Anexo K - Grupo BIII GL (EN 14411:2016 Anexo L)
Azulejos de Pasta Branca Bicozedura \ Double Fired White Body Wall Tiles \ Faïences en Pâte Blanche Bi-Cuissón \ Weiss-Scherbige Zweibrand Steingutfliessen

Para formatos modulares, a dimensão nominal inclui uma largura de junta entre 2 e 5 mm. Neste formatos, a dimensão de fabrico do produto situa-se pois entre 2 a 5 mm abaixo da dimensão nominal de designação do produto (p.e. para um M 20 x 20 cm poderá ser 197 x 197 mm).

For modular sizes, the nominal dimensions of the modular sizes include a joint that varies from 2 to 5 mm. The production size is therefore 2 to 5 mm smaller than the nominal dimension of the size (e.g.: M 20 x 20 cm might be 197 x 197 mm).
For non-modular sizes the difference between the production size and the nominal size cannot be higher than ± 2% or max. 5 mm.

Pour les sizes modulaires, la dimension nominale inclut une largeur de joint entre 2 et 5 mm. La dimension de fabrication du produit se situe donc entre 2 et 5 mm en dessous (ex: pour un M 20 x 20 cm elle pourra être 197 x 197 mm).
Pour les sizes non modulaires l'écart entre la dimension de fabrication et la dimension nominale ne peut être supérieure à ± 2% ou max. 5 mm

Enthält das Nennmass der Modul-Formate eine Fugenbreite zwischen 2 und 5 mm. Das Produktionsmass des Produktes ist somit zwischen 2 und 5 mm kleiner als das Nennmass (z.B.: ein M 20 x 20 cm kann 197 x 197 mm sein).
Für Formate die nicht modular sind darf der Unterschied zwischen dem Produktionsmass und dem Nennmass nicht grösser sein als ± 2% oder max. 5 mm.



Formats Modulaires et Non Modulaires

Peuvent être considérés modulaires les formats dont la dimension nominale est multiple ou sous multiple du module M (M = 100mm selon la norme ISO 1006) et dont la surface est égale ou supérieure à 9000 mm². Ces formats sont identifiés pour la lettre M avant sa désignation nominale (ex: M 20 x 20 cm). Dans les formats modulaires, la dimension nominale inclut le joint, selon les observations suivantes. Tous les autres formats sont considérés non modulaires.

Produktionsmass (W) = Grösse der Sichtfläche (a und b) und Stärke (d)
Koordinationsmass (C) = Produktionsmass (W) + Fuge (J)

Modulformate und Nicht-Modulformate

Formate gelten als modular wenn deren Nennmass ein Vielfaches oder Teiler des Moduls M (M = 100mm nach ISO 1006) und deren Oberfläche grösser oder gleich 9000 mm² ist. Diese Formate werden mit dem Buchstaben M vor dem Format gekennzeichnet (z.B.: M20 x 20 cm). Bei den Modul-Formaten, ist die Fuge bereits mitberücksichtigt, wie in den folgenden Anmerkungen beschrieben wird. Alle anderen Formate werden als nicht-modular betrachtet.

EN 14411:2012 Anexo G Grupo Bia UGL
Porcelânico Pasta Corada Decorado \ Colored body Porcelain Stoneware
Grès cérame décoré coloré dans la masse \ Durchgefärbtes dekoriertes Feinsteinzeug



EN 14411:2012 Anexo G Grupo Bia GL
Porcelanato Vidrado \ Glazed Porcelain Stoneware \ Grès Cérame Émaillé \ Feinsteinzeug Glasiert


Dada a grande retração (7 a 8%) que sofre o material durante o processo de cozedura, a dimensão de fabrico (igual a calibre) é determinada no processo, durante a fase de escolha, e impressa em cada embalagem. (p.e.: o M 20 x 20 cm pode ter calibres 196, 197 ou 198 mm).

Due to the high contraction (7 to 8%) of the material during the firing process, the production size (also designated as the caliber) is determined within the process, when the final selection is made. The size (caliber) is printed onto each box (e.g.: M 20 x 20 cm may have calibers of 196, 197 or 198 mm).

Du fait de la grande rétraction (7 à 8%) dont souffre le matériel durant la cuisson, la dimension de fabrication (appelée aussi calibre) est déterminée pendant la phase de tri et imprimée sur chaque emballage (ex: le M 20 x 20 cm peut avoir les calibres 196, 197 ou 198 mm)

Auf der anderen Seite wird, wegen der grossen Schrumpfung (7 bis 8%) das das Material während des Brennens erleidet, das Produktionsmass (= Kaliber) während dem Prozess, in der Sortierung ermittelt und auf jeden Karton gedruckt (z.B.: M 20 x 20 cm kann die Kaliber 196, 197 oder 198mm haben).

Formato Size		Dimensão Nominal (N) Nominal Size (N)				Dimensão de Fabrico (W) Work Size (W)					
		Formatos Não Modulares Non-Modular Sizes		Formatos Modulares Modular Sizes		mm		in			
cm	in	cm	in	cm	in		Espeçura Thickness		Espeçura Thickness		
EN 14411 : 2012 Anexo G Grupo Bia UGL Porcelânico Pasta Corada Decorado \ Colored body Porcelain Stoneware Grès cérame décoré coloré dans la masse \ Durchgefärbtes dekoriertes Feinsteinzeug											
Obs.1											
120x120x0,9 RTF	47" x 47" RTF	0.35 in	120x120x0,9	47" x 47"	0.35 in	-	-	1198x1198	9	47.17x47.17 in	0.35 in
60x120x0,9 RTF	24" x 47" RTF	0.35 in	60x120x0,9	24" x 47"	0.35 in	-	-	598x1198	9	23.54x47.17 in	0.35 in
49x99x0,9 RTF	19" x 39" RTF	0.35 in	49x99x0,9	19" x 39"	0.35 in	-	-	493x987	9	19.41x38.86 in	0.35 in
 24,5x99x0,9 RTF	10" x 39" RTF	0.35 in	24,5x99x0,9	10" x 39"	0.35 in	-	-	246x987	9	9.69x38.86 in	0.35 in
16x99x0,9 RTF	6" x 39" RTF	0.35 in	16x99x0,9	6" x 39"	0.35 in	-	-	160x987	9	6.30x38.86 in	0.35 in
49x49x0,9 RTF	19" x 19" RTF	0.35 in	49x49x0,9	19" x 19"	0.35 in	-	-	493x493	9	19.41x19.41 in	0.35 in
24,5x49x0,9 RTF	10" x 19" RTF	0.35 in	24,5x49x0,9	10" x 19"	0.35 in	-	-	246x493	9	9.69x19.41 in	0.35 in
60x60x0,8 RTF	24" x 24" RTF	0.32 in	60x60x0,8	24" x 24"	0.32 in	-	-	598x598	8	23.54x23.54 in	0.32 in
30x60x0,8 RTF	12" x 24" RTF	0.32 in	30x60x0,8	12" x 24"	0.32 in	-	-	298x598	8	11.73x23.54 in	0.32 in
60x60x0,8	24" x 24"	0.32 in	60x60x0,8	24" x 24"	0.32 in	-	-	Obs.1		Obs.1	
30x60x0,8	12" x 24"	0.32 in	30x60x0,8	12" x 24"	0.32 in	-	-	Obs.1		Obs.1	
33x33x0,8	13" x 13"	0.32 in	33x33x0,8	13" x 13"	0.32 in	-	-	Obs.1		Obs.1	
EN 14411 : 2012 Anexo G Grupo Bia GL Porcelanato Vidrado \ Glazed Porcelain Stoneware Grès Cérame Émaillé \ Feinsteinzeug Glasiert											
Obs.1											
60x120x0,9 RTF	24" x 47" RTF	0.35 in	60x120x0,9	24" x 47"	0.35 in	-	-	598x1198	9	23.54x47.17 in	0.35 in
58x118x0,9 RTF P	23" x 46" RTF	0.35 in	58x118x0,9	23" x 46"	0.35 in	-	-	580x1180	9	22.83x46.46 in	0.35 in
 20x120x0,9 RTF	8" x 47" RTF	0.35 in	20x120x0,9	8" x 47"	0.35 in	-	-	198x1198	9	7.80x47.17 in	0.35 in
49x99x0,9 RTF	19" x 39" RTF	0.35 in	49x99x0,9	19" x 39"	0.35 in	-	-	493x987	9	19.41x38.86 in	0.35 in
60x60x0,8 RTF	24" x 24" RTF	0.32 in	60x60x0,8	24" x 24"	0.32 in	-	-	598x598	8	23.54x23.54 in	0.32 in
15x60x0,8 RTF	6" x 24" RTF	0.32 in	15x60x0,8	6" x 24"	0.32 in	-	-	148x598	8	18.90x18.90 in	0.32 in
M 50x50x0,8	20" x 20"	0.32 in	-	-	50x50x0,8	20" x 20"	0.32 in	Obs.1		Obs.1	
M 45x45x0,8	18" x 18"	0.32 in	-	-	45x45x0,8	18" x 18"	0.32 in	Obs.1		Obs.1	
M 30x30x0,8	12" x 12"	0.32 in	-	-	30x30x0,8	12" x 12"	0.32 in	Obs.1		Obs.1	
M 30x30x0,7	12" x 12"	0.28 in	-	-	30x30x0,7	12" x 12"	0.28 in	Obs.1		Obs.1	
M 20x20x0,8	8" x 8"	0.32 in	-	-	20x20x0,8	8" x 8"	0.32 in	Obs.1		Obs.1	
M 20x20x0,6	8" x 8"	0.24 in	-	-	20x20x0,6	8" x 8"	0.24 in	Obs.1		Obs.1	
M 10x30x0,8	4" x 12"	0.32 in	-	-	10x30x0,8	4" x 12"	0.32 in	Obs.1		Obs.1	
M 10x30x0,7	4" x 12"	0.28 in	-	-	10x30x0,7	4" x 12"	0.28 in	Obs.1		Obs.1	
M 7,5x15x0,8	3" x 6"	0.32 in	-	-	7,5x15x0,8	3" x 6"	0.32 in	Obs.1		Obs.1	
20x120x0,9	8" x 47"	0.35 in	20x120x0,9	8" x 47"	0.35 in	-	-	Obs.1		Obs.1	
60x60x0,8	24" x 24"	0.32 in	60x60x0,8	24" x 24"	0.32 in	-	-	Obs.1		Obs.1	
30x60x0,8	12" x 24"	0.32 in	30x60x0,8	12" x 24"	0.32 in	-	-	Obs.1		Obs.1	
33x33x0,8	13" x 13"	0.32 in	33x33x0,8	13" x 13"	0.32 in	-	-	Obs.1		Obs.1	
7,5x25x1	3" x 10"	0.39 in	7,5x25x1	3" x 10"	0.39 in	-	-	Obs.1		Obs.1	
7,5x25x0,8	3" x 10"	0.32 in	7,5x25x0,8	3" x 10"	0.32 in	-	-	Obs.1		Obs.1	
7,5x25x0,7	3" x 10"	0.28 in	7,5x25x0,7	3" x 10"	0.28 in	-	-	Obs.1		Obs.1	
15x15x0,7	6" x 6"	0.28 in	15x15x0,7	6" x 6"	0.28 in	-	-	Obs.1		Obs.1	

Formato Size		Dimensão Nominal (N) Nominal Size (N)				Dimensão de Fabrico (W) Work Size (W)					
		Formatos Não Modulares Non-Modular Sizes		Formatos Modulares Modular Sizes		mm		in			
cm	in	cm	in	cm	in		Espeçura Thickness		Espeçura Thickness		
EN 14411 : 2012 Anexo L Grupo BIII GL Azulejos de Pasta Branca Bicozedura \ Double Fired White Body Wall Tiles Faïences en Pâte Blanche Bi-Cuisson \ Weiss-Scherbige Zweibrand Steingutfliessen											
 30x90x1	12" x 35"	0.39 in	30x90x1	12" x 35"	0.39 in	-	-	298x898	10	11.73x35.35 in	0.39 in
M 25x75x0,9	10" x 30"	0.35 in	-	-	25x75x0,9	10" x 30"	0.35 in	247x747	9	9.72x29.40 in	0.35 in
M 25x55x0,8	10" x 22"	0.32 in	-	-	25x55x0,8	10" x 22"	0.32 in	247x547	8	9.72x21.54 in	0.32 in
M 25x45x0,8	10" x 18"	0.32 in	-	-	25x45x0,8	10" x 18"	0.32 in	247x447	8	9.72x17.60 in	0.32 in
M 20x40x0,75	8" x 16"	0.30 in	-	-	20x40x0,75	8" x 16"	0.30 in	197x397	7,5	7.76x15.63 in	0.30 in
M 20x20x0,75	8" x 8"	0.30 in	-	-	20x20x0,75	8" x 8"	0.30 in	197x197	7,5	7.76x7.76 in	0.30 in
M 10x40x0,8	4" x 16"	0.32 in	-	-	10x40x0,8	4" x 16"	0.32 in	97x397	8	3.82x15.63 in	0.32 in
M 10x30x0,8	4" x 12"	0.32 in	-	-	10x30x0,8	4" x 12"	0.32 in	97x297	8	3.82x11.69 in	0.32 in
M 10x30x0,75	4" x 12"	0.30 in	-	-	10x30x0,75	4" x 12"	0.30 in	97x297	7,5	3.82x11.69 in	0.30 in
M 15x15x0,7	6" x 6"	0.28 in	-	-	15x15x0,7	6" x 6"	0.28 in	147x147	7	5.79x5.79 in	0.28 in
M 15x15x0,58	6" x 6"	0.23 in	-	-	15x15x0,58	6" x 6"	0.32 in	147x147	5,8	5.79x5.79 in	0.32 in
7,5x25x0,9 Diamond	3" x 10" Diamond	0.35 in	7,5x25x0,9	3" x 10"	0.35 in	-	-	75x247	9	2.95x9.72 in	0.35 in
7,5x15x0,58	3" x 6"	0.23 in	7,5x15x0,58	3" x 6"	0.23 in	-	-	75x150	5,8	2.95x5.91 in	0.23 in
7,5x15x0,58 Diamond	3" x 6" Diamond	0.23 in	7,5x15x0,58	3" x 6"	0.23 in	-	-	75x150	5,8	2.95x5.91 in	0.23 in





















Obs.1

EN 14411 : 2012 Anexo G Grupo Bia UGL
Porcelânico Pasta Corada Decorado \ Colored body Porcelain Stoneware
Grès cérame décoré coloré dans la masse \ Durchgefärbtes dekoriertes Feinsteinzeug

EN 14411 : 2012 Anexo G Grupo Bia GL
Porcelanato Vidrado \ Glazed Porcelain Stoneware
Grès Cérame Émaillé \ Feinsteinzeug Glasiert

Dada a grande retracção (7 a 8%) que sofre o material durante o processo de cozedura, a dimensão de fabrico (igual a calibre) é determinada no processo, durante a fase de escolha, e impressa em cada embalagem (p.e.: o M 20x20 cm pode ter calibres 196, 197 ou 198 mm).

Due to the high contraction (7 to 8%) of the material during the firing process, the production size (also designated as the caliber) is determined within the process, when the final selection is made. The size (caliber) is printed onto each box (e.g.: M 20x20 cm may have calibers of 196, 197 or 198 mm).

EN 14411:2012 Anexo G Grupo Bia UGL Porcelânico Pasta Corada Decorado \ Colored body Porcelain Stoneware \ Grès cérame décoré coloré dans la masse \ Durchgefärbtes dekoriertes Feinsteinzeug								
EN 14411:2012 Anexo G Grupo Bia GL Porcelanato Vidrado \ Glazed Porcelain Stoneware \ Grès Cérame Émaillé \ Feinsteinzeug Glasiert								
EN 14411:2012 Anexo K - Grupo BIII GL (EN 14411:2016 Anexo L) Azulejos de Pasta Branca Bicozedura \ Double Fired White Body Wall Tiles Faïences en Pâte Blanche Bi-Cuisson \ Weiss-Scherbige Zweibrand Steingutfliessen								
Característica \ Characteristics Caractéristique \ Eigenschaft	Norma Standard Norme Norm	Alínea da Norma Standard Item Paragraphe de la norme Absatz der Norm	EN	CINCA	EN	CINCA	EN	CINCA
 Qualidade de superfície (1) Surface quality (1) Qualité de la surface (1) Oberfläche (1)	EN ISO 10545-2	A.6	> 95%	> 95%	> 95%	> 95%	> 95%	> 95%
 Dimensões Dimensions Dimensions Abmessungen	EN ISO 10545-2	A.1 to A.5	Ver Tabela See Table Voir Tableau Siehe Tabelle	Ver Tabela See Table Voir Tableau Siehe Tabelle	Ver Tabela See Table Voir Tableau Siehe Tabelle	Ver Tabela See Table Voir Tableau Siehe Tabelle	Ver Tabela See Table Voir Tableau Siehe Tabelle	Ver Tabela See Table Voir Tableau Siehe Tabelle
 Absorção de água (média) Water absorption (average) Absorption d'eau (moyenne) Wasseraufnahme (Durchschnitt)	EN ISO 10545-3	B1	Eb> 10%	18% ≤ Eb< 20%	Eb ≤ 0,5%	Eb ≤ 0,2%	Eb ≤ 5,0%	Eb ≤ 0,2%
 Módulo de rutura (N/mm²) médio Modulus of rupture (N/mm²) average Module de rupture (N/mm²) moyenne Bruchmodul (N/mm²) Durchschnitt	EN ISO 10545-4	B2	> 12 N/mm²	≥ 13 N/mm²	> 35 N/mm²	≥ 38 N/mm²	> 35N/mm²	≥ 38N/mm²
 Força de rutura (N) min. (2) Breaking strength (N) min. (2) Force de Rupture (N) min. (2) Bruchlast (N) min. (2)	EN ISO 10545-4	B.2 a)	≥ 7,5 mm > 600 N	≥ 7,5 mm ≥ 660 N	> 1300 N	≥ 1430 N	> 1300	≥ 1430
		B.2 b)	< 7,5 mm > 200 N	< 7,5 mm ≥ 220 N				
 Resistência à abrasão profunda (UGL) (3) Resistance to deep abrasion (UGL) (3) Résistance à l'abrasion profonde (UGL) (3) Verschleissbeständigkeit (UGL) (3)	EN ISO 10545-6	B.4 a)	Não aplicável Not applicable Non applicable Nicht zutreffend	Não aplicável Not applicable Non applicable Nicht zutreffend	Não aplicável Not applicable Non applicable Nicht zutreffend	Não aplicável Not applicable Non applicable Nicht zutreffend	Não aplicável Not applicable Non applicable Nicht zutreffend	Não aplicável Not applicable Non applicable Nicht zutreffend
 Resistência à abrasão superficial (UGL) (3) Resistance to surface abrasion (UGL) (3) Résistance à l'abrasion superficielle (UGL) (3) Oberflächenverschleissbeständigkeit (UGL) (3)	EN ISO 10545-7	B.4 b)	Não aplicável Not applicable Non applicable Nicht zutreffend	Classe de Abrasão Abrasion Class Classe d'Abrasion Abriebklasse	Ver Catálogo See Catalog Voir Catalogue Siehe Katalog	Classe de Abrasão Abrasion Class Classe d'Abrasion Abriebklasse	Ver Catálogo See Catalog Voir Catalogue Siehe Katalog	Classe de Abrasão Abrasion Class Classe d'Abrasion Abriebklasse
 Coefficiente de dilatação térmica linear (K⁻¹) Linear thermal expansion coefficient (K ⁻¹) Coefficient de dilatation thermique linéaire (K ⁻¹) Linearer Wärmeausdehnungskoeffizient (K ⁻¹)	EN ISO 10545-8	B.5	Valor declarado Declared value Valeur déclarée Angegebener Wert	Valor declarado Declared value Valeur déclarée Angegebener Wert	Valor declarado Declared value Valeur déclarée Angegebener Wert	Valor declarado Declared value Valeur déclarée Angegebener Wert	Valor declarado Declared value Valeur déclarée Angegebener Wert	Valor declarado Declared value Valeur déclarée Angegebener Wert
 Resistência ao choque térmico Thermal shock resistance Résistance aux écarts de température Temperaturwechselbeständigkeit	EN ISO 10545-9	B.6	Requerida Required Exigée Gefordert	Conforme Conforms Conforme Entspricht	Requerida Required Exigée Gefordert	Conforme Conforms Conforme Entspricht	Requerida Required Exigée Gefordert	Conforme Conforms Conforme Entspricht
 Resistência à fendilhagem Resistance to tressailagem Tensile strength Haarissfestigkeit	EN ISO 10545-11	B.7	Requerida Required Exigée Gefordert	Conforme Conforms Conforme Entspricht	Requerida Required Exigée Gefordert	Conforme Conforms Conforme Entspricht	Requerida Required Exigée Gefordert	Conforme Conforms Conforme Entspricht
 Resistência ao gelo (4) Resistance to ice (4) Résistance au gel (4) Frostbeständigkeit (4)	EN ISO 10545-12	B.8	Valor declarado Declared value Valeur déclarée Angegebener Wert	Não No Non Nein	Requerida Required Exigée Gefordert	Conforme Conforms Conforme Entspricht	Requerida Required Exigée Gefordert	Conforme Conforms Conforme Entspricht
 Escorregamento (3) Slipperiness (3) Glissance (3) Rutschung (3)	DIN 51130 DIN 51097 CEN/TS 16165	B.9	Não aplicável Not applicable Non applicable Nicht zutreffend	Valor declarado Declared value Valeur déclarée Angegebener Wert	Ver Catálogo See Catalog Voir Catalogue Siehe Katalog	Valor declarado Declared value Valeur déclarée Angegebener Wert	Ver Catálogo See Catalog Voir Catalogue Siehe Katalog	Valor declarado Declared value Valeur déclarée Angegebener Wert
 Resistência da colagem – cimentos cola tipo C2 (5) Resistance du collage – ciment colle type C2 (5) Bond strength – cementitious adhesives type C2 (5) Klebebeständigkeit – Klebemörtel typ C2 (5)	EN 12004 4.1	B.10 a)	Valor declarado Declared value Valeur déclarée Angegebener Wert	> 1 N/mm²	Valor declarado Declared value Valeur déclarée Angegebener Wert	> 1 N/mm²	Valor declarado Declared value Valeur déclarée Angegebener Wert	> 1 N/mm²
		B.10 b)	Valor declarado Declared value Valeur déclarée Angegebener Wert	> 1 N/mm²	Valor declarado Declared value Valeur déclarée Angegebener Wert	> 1 N/mm²	Valor declarado Declared value Valeur déclarée Angegebener Wert	> 1 N/mm²
 Resistência da colagem colas em dispersão aquosa tipo D1 (5) Resistance du collage – colles en dispersion aqueuse type D1 (5) Bond strength – dispersion adhesives type D1 (5) Klebebeständigkeit – wasserfälliger Kleber typ D1 (5)	EN 12004 4.2	B.10 b)	Valor declarado Declared value Valeur déclarée Angegebener Wert	> 1 N/mm²	Valor declarado Declared value Valeur déclarée Angegebener Wert	> 1 N/mm²	Valor declarado Declared value Valeur déclarée Angegebener Wert	> 1 N/mm²
		B.10 c)	Valor declarado Declared value Valeur déclarée Angegebener Wert	> 2 N/mm²	Valor declarado Declared value Valeur déclarée Angegebener Wert	> 2 N/mm²	Valor declarado Declared value Valeur déclarée Angegebener Wert	> 2 N/mm²
 Dilatação com a Humidade Moisture Expansion Dilatation à l'Humidité Ausdehnung bei Feuchtigkeit	EN ISO 10545-10	B.11	Valor declarado Declared value Valeur déclarée Angegebener Wert	< 0,06%	Valor declarado Declared value Valeur déclarée Angegebener Wert	< 0,06%	Valor declarado Declared value Valeur déclarée Angegebener Wert	< 0,06%
 Pequenas Variações de Cor (6) Small Colour Differences (6) Faibles Variations de Couleur (6) Geringe Farbvariationen (6)	EN ISO 10545-16	GL B.12 a)	Conforme Conform Conforme Entspricht	ΔEcmc<0,75	Conforme Conform Conforme Entspricht	ΔEcmc<0,75	Conforme Conform Conforme Entspricht	ΔEcmc<1,0
		UGL B.12 b)	Conforme Conform Conforme Entspricht	ΔEcmc<0,75	Conforme Conform Conforme Entspricht	ΔEcmc<1,0	Conforme Conform Conforme Entspricht	ΔEcmc<1,0
 Resistência ao impacto (coeficiente de restituição) (3) Impact resistance (restitution coefficient) (3) Résistance au choc (coefficient de restitution) (3) Impaktbeständigkeit (3)	EN ISO 10545-5	B.13	Não aplicável Not applicable Non applicable Nicht zutreffend	Valor declarado Declared value Valeur déclarée Angegebener Wert	Valor declarado Declared value Valeur déclarée Angegebener Wert	> 0,55	Valor declarado Declared value Valeur déclarée Angegebener Wert	> 0,55
 Reacção ao fogo (7) Reaction to fire (7) Réaction au feu (7) Reaktion auf Feuer (7)	CWT	B.14	Classe A1 Class A1 Classe A1 Klasse A1	Classe A1 Class A1 Classe A1 Klasse A1	Classe A1 Class A1 Classe A1 Klasse A1	Classe A1 / A1_n Class A1 / A1 _n Classe A1 / A1 _n Klasse A1 / A1 _n	Classe A1 Class A1 Classe A1 Klasse A1	Classe A1 / A1_n Class A1 / A1 _n Classe A1 / A1 _n Klasse A1 / A1 _n
 Tactilidade Tactility Tactilité Tastgefühl	CEN/TS 15209	B.15	Não aplicável Not applicable Non applicable Nicht zutreffend	Declarar superfície Declare surface Déclarer surface Oberfläche angeben	Declarar superfície Declare surface Déclarer surface Oberfläche angeben	NPD	Declarar superfície Declare surface Déclarer surface Oberfläche angeben	NPD
 Resistência às manchas Stain resistance Résistance aux tâches Fleckenbeständigkeit	EN ISO 10545-14	GL C.1 a)	Min. Classe 3 Min. Classe 3 Min. Classe 3	Classe 5 Class 5 Classe 5	Classe 5 Class 5 Classe 5	Classe 5 Class 5 Classe 5	Valor declarado Declared value Valeur déclarée Angegebener Wert	Min. Classe 3 Min. Classe 3 Min. Classe 3
		UGL C.1 b)	Min. Classe 3 Min. Classe 3 Min. Classe 3	Classe 5 Class 5 Classe 5	Valor declarado Declared value Valeur déclarée Angegebener Wert	Min. Classe 3 Min. Classe 3 Min. Classe 3		

EN 14411:2012 Anexo G Grupo Bia UGL Porcelânico Pasta Corada Decorado \ Colored body Porcelain Stoneware \ Grès cérame décoré coloré dans la masse \ Durchgefärbtes dekoriertes Feinsteinzeug								
EN 14411:2012 Anexo G Grupo Bia GL Porcelanato Vidrado \ Glazed Porcelain Stoneware \ Grès Cérame Émaillé \ Feinsteinzeug Glasiert								
EN 14411:2012 Anexo K - Grupo BIII GL (EN 14411:2016 Anexo L) Azulejos de Pasta Branca Bicozedura \ Double Fired White Body Wall Tiles Faïences en Pâte Blanche Bi-Cuisson \ Weiss-Scherbige Zweibrand Steingutfliessen								
Característica \ Characteristics Caractéristique \ Eigenschaft	Norma Standard Norme Norm	Alínea da Norma Standard Item Paragraphe de la norme Absatz der Norm	EN	CINCA	EN	CINCA	EN	CINCA
Fracas concentrações de ácidos e bases Low acid and base concentrations Basses concentrations d'acides et de bases Niedrige Konzentrationen von Säuren und Laugen	EN ISO 10545-13	C.2 a)	Valor declarado Declared value Valeur déclarée Angegebener Wert	GLA	Valor declarado Declared value Valeur déclarée Angegebener Wert	GLA	Valor declarado Declared value Valeur déclarée Angegebener Wert	ULA
 Resistência a Ácidos e Bases com Alta Concentração (8) Resistance to Acids and Alkalis of High Concentration (8) Résistance aux Acides et Bases de Haute Concentration (8) Beständigkeit gegen hohe Konzentrationen von Säuren und Laugen (8)		C.2 b)	Valor declarado Declared value Valeur déclarée Angegebener Wert	NPD	Valor declarado Declared value Valeur déclarée Angegebener Wert	NPD	Valor declarado Declared value Valeur déclarée Angegebener Wert	NPD
Produtos de limpeza e aditivos de piscinas Household chemicals and swimming pool additives Produits de nettoyage et additifs pour eau de piscine Reinigungsprodukte und Wasserzusatz für Schwimmbäder		C.2 c)	Min. Class B Min. Class B Min. Classe B Min. Klasse B	GA	Min. Class B Min. Class B Min. Classe B Min. Klasse B	GA	Min. Class B Min. Class B Min. Classe B Min. Klasse B	UA
 Libertação de cádmio e chumbo (9) Release of cadmium and lead (9) Dégagement de cadmium et plomb (9) Abgabe von Cadmium und Blei (9)	EN ISO 10545-15	C.3 a)	Valor declarado Declared value Valeur déclarée Angegebener Wert	Cádmio Cadmium ≤ 0,005 mg/dm²	Valor declarado Declared value Valeur déclarée Angegebener Wert	Cádmio Cadmium ≤ 0,005 mg/dm²	Não aplicável Not applicable Non applicable Nicht zutreffend	
		C.3 b)	Valor declarado Declared value Valeur déclarée Angegebener Wert	Chumbo Lead ≤ 0,05 mg/dm²	Valor declarado Declared value Valeur déclarée Angegebener Wert	Chumbo Lead ≤ 0,05 mg/dm²		
 Libertação de Outras Substâncias Perigosas (9) (10) (11) (12) Release of Other Dangerous Substances (9) (10) (11) (12) Dégagement d'Autres Substances Dangereuses (9) (10) (11) (12) Abgabe von anderen gefährlichen Substanzen (9) (10) (11) (12)	EN ISO 10545-15	C.3 c)	Se Relevante If Relevant Si Pertinent Falls Relevant	Valor declarado Declared value Valeur déclarée Angegebener Wert	NPD	Valor declarado Declared value Valeur déclarée Angegebener Wert	NPD	
		Valor declarado Declared value Valeur déclarée Angegebener Wert	NPD	Valor declarado Declared value Valeur déclarée Angegebener Wert	NPD			

NPD = Desempenho Não Determinado \ No Performance Declared \ Performance Non Déterminée \ Keine Leistung Festgelegt

Contactar a CINCA para mais informações \ Contact CINCA for more informations \ Contacter CINCA pour plus d'informations. \ Für weitere Informationen bitte CINCA kontaktieren.

AVISO \ DISCLAIMER \ AVIS \ WARNING: Especificações sujeitas a alterações sem aviso prévio. A presente informação é fornecida sem qualquer garantia adicional de adequação a qualquer uso específico. Em nenhum caso a CINCA poderá ser responsabilizada por qualquer dano direto, indireto ou consequente decorrente de, ou de qualquer forma relacionado com, o uso dos seus produtos. \ Specifications subject to change without further notice. This information is issued as is and without any further warranty of fitness for a particular purpose, under no circumstances shall CINCA be liable for any direct, indirect, or consequential damage whatsoever arising out of or in any way related to the use of their product. \ Spécifications soumises à modifications sans avis préalable. La présente information est fournie sans aucune garantie supplémentaire d'adaptation à n'importe quelle utilisation spécifique. En aucun cas CINCA ne pourra être responsable pour n'importe quel dégât direct, indirect, résultant ou lié à l'utilisation de ses produits. \ Angaben können ohne Bekantgebung geändert werden. Diese Informationen werden ohne jede Gewährleistung der Eignung für einen bestimmten Zweck zur Verfügung gestellt. In keinem Fall darf CINCA haftbar gemacht werden für direkte, indirekte oder in jeglicher Form stehenden Zusammenhang mit Schäden oder Folgeschäden durch die Verwendung seiner Produkte.

(1) **Percentagem de ladrilhos livres de defeito visual que possa afectar o aspecto duma área importante. Pequenas variações de cor em virtude do processo de cozedura, irregularidades intencionais de cor, manchas ou pontos coloridos podem ser característicos de um determinado produto e não são considerados como defeito. \ Percentage of tiles free from any visual defect that could impair the appearance of a major area of tiles. Slight color variations due to the firing process, intentional irregularities of colors, spots or colored dots could be characteristic of a given product and are not considered as a defect. \ Pourcentage de carreaux libres de défaut visuel qui puisse altérer l'aspect d'une surface importante. Faibles variations de couleurs dues au procédé de cuisson, irrégularités intentionnelles de couleur, tâches ou points colorés peuvent être considérés comme une caractéristique du produit et non un défaut. \ Prozentsatz der maßgefreiten Fliesen, die die visuelle Erscheinung eines wichtigen Bereich beeinflussen können. Geringe Farbabweichungen aufgrund des Brennvorgangs. Unregelmäßigkeiten bei Intensität der Farben, Flecken oder Punkte können Eigenschaften eines bestimmten Produktes sein und werden nicht als Fehler anerkannt.**

(2) **A resistência à flexão varia de formato para formato. Os valores declarados são os valores mínimos para cada categoria de espessura. Para mais informações por favor contacte os serviços comerciais da CINCA. \ The breaking strength varies from size to size. The stated values are minimum values for each tickness category. For more informations please contact CINCA commercial services. \ La résistance à la flexion varie de format à format. Les valeurs déclarées sont les valeurs minimales pour chaque catégorie d'épaisseur. Pour plus d'informations, merci de contacter les services commerciaux de Cinca. \ Die Biegefestigkeit ist von Format zu Format unterschiedlich. Die angegebenen Werte sind die Mindestwerte je Stärkategorie. Für weitere Informationen wenden Sie sich bitte an die Vertriebsabteilung von CINCA.**

(3) **Apenas aplicável a pavimentos. \ Only applicable to floor tiles. \ Seulement applicable pour les carreaux de sol. \ Nur für Bodenfliesen anwendbar.**

(4) **Apenas aplicável a produtos destinados à aplicação no exterior. \ Only applicable to tiles intended to use on exterior areas. \ Seulement applicable pour les produits appliqués en extérieur. \ Nur für Produkte die für die Anwendung im Außenbereich geeignet sind.**

(5) **A determinação laboratorial da aderência dos ladrilhos cerâmicos aos cimentos-cola é de teor indicativo e apenas relevante em circunstâncias específicas, designadamente, segundo a norma harmonizada, "apenas quando o ladrilho for utilizado em paredes sujeitas a requisitos contra a queda de objetos em áreas transitáveis." Os valores obtidos e declarados resultam de ensaios em condições laboratoriais ideais e poderá não existir correlação entre a aderência declarada e o desempenho do cerâmico em uso, pois fatores como as técnicas de aplicação e tipos de suporte influenciam fortemente o desempenho final. \ The laboratory determination regarding the adhesion of ceramic tiles to mortar/cement glue is merely indicative and relevant only under certain specific circumstances, namely, according to the harmonized standard, "only when the tile is used on walls subject to requisites against the fall of objects in trafficable areas.". The results obtained and declared are a result of tests carried out under ideal laboratorial conditions, and therefore a correlation between the declared adhesion results and the performance of the tile in use may not exist, since application techniques and the different types of support can strongly influence the final performance. \ L'adhérence du carrelage aux mortiers colles est à titre indicatif et exclusivement indispensable, notamment, selon la norme harmonisée "quand le carrelage est utilisé pour des murs soumis aux exigences contre la chute d'objet dans des zones circulaibles". Les résultats obtenus et déclarés proviennent d'essais en laboratoire, donc il est possible que il n'existe aucune corrélation entre l'adhérence déclarée et la performance du carrelage, car la mise-en-œuvre et le type de support sont des facteurs qui influencent fortement la performance finale. \ Die laboratorische Bestimmung der Haftung der Keramikfliesen am Zementkleber ist nur als indikativ zu betrachten und nur in bestimmten Fällen relevant, insbesondere nach der harmonisierten Norm, „nur bei Anwendung der Fliesen an Wände, die die Anforderungen gegen herabfallende Gegenstände in begeh- oder befahrbaren Bereichen erfüllen.“ Die erhaltenen und angegebenen Werte, sind Resultate aus Labortests unter optimalen Laborbedingungen. Es kann daher nicht gewährleistet werden, das die angegebene Haftung, den tatsächlichen Ergebnissen vor Ort entspricht, da verschiedene Faktoren, wie z.B. die Verletechnik und die verschiedenen verwendeten Materialien, die tatsächliche Haftung g erheblich beeinflussen.**

(6) **Apenas para cores lisas onde pequenas diferenças de cor sejam importantes na especificação. Para mais informações por favor contacte os serviços comerciais da CINCA. \ Only for plain color tiles where small colour differences are important in a specification. For more informations please contact CINCA commercial services. \ Seulement pour les teintes unies où les faibles différences de couleurs s'ont importantes dans la prescription. Pour plus d'informations, merci de contacter les services commerciaux de Cinca. \ Nur für Unifarben bei denen geringe Farbsunterschiede wichtig in der Spezifikation sind. Für weitere Informationen wenden Sie sich bitte an die Vertriebsabteilung von CINCA.**

(7) **Os ladrilhos cerâmicos, dado serem incombustíveis, são classificados na classe A1 "nenhuma contribuição para o fogo" e são considerados sem necessidade de teste (CWT) de acordo com a Decisão da Comissão 96/603/CE, como emendada. \ Given ceramic tiles are non combustible, they're classified in Class A1 "no contribution towards fire" and as such the CWT test is not required in accordance with the Decision of the Comission 96/603/CE, as amended. \ Les carreaux céramiques sont incombustibles et appartiennent donc à la classe A1 "aucune contribution à l'incendie", ils sont exemptés du test (CWT) en accord avec la Décision de la Commission 96/603/CE, comme amendée. \ Keramikfliesen sind nicht brennbar und werden daher als Material der Klasse A1 "nicht Brand fördernd" eingestuft. Sie unterliegen keiner Prüfungsnotwendigkeit (CWT), gemäß der überarbeiteten Entscheidung der Kommission 96/603/CE.**





(8) **O ensaio para altas concentrações de ácidos e bases é apenas aplicável a produtos que se destinem a ser usados em situações potencialmente corrosivas. Para mais informações por favor contacte os serviços comerciais da CINCA. \ The test for high concentration of acids and alkalis is only intended for ceramic tiles which are to be used in potentially corrosive conditions. For more informations please contact CINCA commercial services. \ Le test pour les hautes concentrations d'acides et de bases est seulement fait pour les produits destinés à être utilisés en situation potentiellement corrosive. Pour plus d'informations, merci de contacter les services commerciaux de Cinca. \ Die Prüfung gegen hohe Konzentrationen von Säuren und Laugen ist nur anwendbar für Produkte, die dafür gedacht sind in potenziell korrosiven Situationen verwendet zu werden. Für weitere Informationen wenden Sie sich bitte an die Vertriebsabteilung von CINCA.**













(9) **Apenas para ladrilhos cerâmicos que se destinem a ser usados em mesas de trabalho ou paredes em locais onde ocorra a preparação de alimentos e onde estes estejam em contacto direto com a superfície vidrada. Os valores apresentados são indicativos e podem ser alterados sem aviso prévio. Caso tenha intenção de utilizar os produtos nestas circunstâncias por favor contacte os serviços comerciais da CINCA. \ Only for glazed ceramic tiles when intended to use on worktops and/or wall surfaces where food preparation takes place and food may be in direct contact with the glazed surface of the tile. Please take notice that these figures are subject to changes without further notice. Please contact CINCA commercial services if you intend any of the referred uses. \ Seulement valable pour les carreaux en céramique destinés à être utilisés comme plan de travail ou sur des murs situés dans des zones de préparation de produits alimentaires et où ceux-ci sont en contact direct avec la surface émaillée. Les valeurs présentées sont indicatives et elles peuvent être changées sans avis préalable. Dans le cas où vous avez l'intention d'utiliser les produits dans ces circonstances, merci de contacter les services commerciaux de CINCA. \ Nur für Keramikfliesen, die dafür bestimmt sind, auf Arbeitsflächen oder Wänden benutzt zu werden, in Räumen in denen Lebensmittel verarbeitet werden und diese in direktem Kontakt zur Glasierung kommen. Es handelt sich hierbei um Richtwerte, die ohne Vorankündigung geändert werden können. Wenn Sie die Produkte für diese Verwendung benutzen möchten, kontaktieren Sie bitte zunächst die Vertriebsabteilung von CINCA.**

(10) **Apenas serão realizados ensaios quando relevante considerando regulamentos europeus ou leis, regulamentos ou provisões administrativas. Os ensaios relevantes serão executados a pedido do cliente após a análise das leis ou regulamentos localmente aplicáveis. Para mais informações por favor contacte os serviços comerciais da CINCA. \ Only tested when relevant considering european regulations or national laws, regulations or administrative provisions. The relevant tests could be conducted by request from customers after analysis of the local applicable laws and regulations. Please contact CINCA commercial services for more information. \ Les tests seront seulement réalisés s'ils s'avèrent pertinents face aux réglementations européennes ou face aux lois, règlements et dispositions administratives. Les tests seront alors exécutés sur demande du client après l'analyse des lois ou des règlements applicables localement. Pour plus d'informations, merci de contacter les services commerciaux de Cinca. \ Prüfungen werden nur durchgeführt falls notwendig, und unter Beachtung der europäischen Vorschriften oder Gesetze, Verordnungen oder Verwaltungsvorschriften. Die entsprechenden Prüfungen werden auf Kundenwunsch, nach Beachtung der örtlich geltenden Gesetze oder Vorschriften durchgeführt. Für weitere Informationen kontaktieren Sie bitte die Vertriebsabteilung von CINCA.**

(11) **Ao abrigo do Regulamento (CE) N.º 1907/2006 do Parlamento Europeu e do Conselho de 18 de Dezembro de 2006 (REACH), artigo 3º, n.º 3 os pavimentos e revestimentos cerâmicos são considerados artigos, não se prevendo a libertação de quaisquer substâncias em condições de utilização normais ou razoavelmente previsíveis, razão pela qual não é necessária qualquer ficha de dados de segurança para a sua colocação no mercado, transporte ou utilização. \ Under Regulation (EC) No. 1907/2006 of the European Parliament and of the Council of 18th of December 2006 (REACH), article 3, number 3, floor and wall tiles are considered articles and are not expected to release any substances when used in normal and reasonably predicted conditions, reason why any safety data sheet for its fixing, transport or use in the market, is not necessary. \ Sous la Réglementation (CE) N° 1907/2006 du Parlement Européen et du Conseil du 18 Décembre 2006 (REACH), article 3°, paragraphe 3, les sols et revêtements céramiques sont considérés comme des articles dont la libération de quelques substances en conditions d'utilisation normales ou raisonnablement prévisibles n'est pas prévue, raison pour laquelle aucune fiche de données de sécurité n'est nécessaire. \ Gemäß der Verordnung (EG) Nr. 1907/2006 des Europäischen Parlamentes und des Rates vom 18. Dezember 2006 (REACH), Artikel 3, Nr. 3, sind keramische Wand- und Bodenfliesen als Artikel eingestuft, die bei normaler Verwendung keinerlei Stoffe absondern und deshalb keinerlei Sicherheitsdatenblatt benötigen, um auf den Markt gebracht, transportiert oder verwendet zu werden.**

(12) **Os pavimentos e revestimentos cerâmicos não se encontram classificados como substâncias perigosas de acordo com o Regulamento (CE) N.º 1272/2008 do Parlamento Europeu e do Conselho de 16 de Dezembro de 2008. \ Wall and floor tiles are not classified as hazardous according to the Regulation (EC) No. 1272/2008 of the European Parliament and of the Council of 16th of December 2008. \ Les sols et revêtements céramiques ne sont pas considérés comme des substances dangereuses selon la Réglementation (CE) N° 1272/2008 du Parlement Européen et du Conseil du 16 Décembre 2008. \ Die keramischen Wand- und Bodenfliesen sind nicht als gefährliche Stoffe klassifiziert, gemäß der Verordnung (EG) Nr. 1272/2008 des Europäischen Parlamentes und des Rates vom 16. Dezember 2008.**

ANSI A137.1:2021 Pressed Porcelain Floor Tile Class P1 - Impervious - w.a. ≤ 0.5%									
ANSI A137.1:2021 Glazed Wall Tile Class P4 - Non-Vitreous - 7.0% < w.a. ≤ 20.0%									
Characteristics	Test Method	Minimum	Maximum	Obs.	CINCA Results	Minimum	Maximum	Obs.	CINCA Results
RECTIFIED TILES (Nominal Size < 6 in [15 cm])									
Nominal Size	ASTM C499	-2.00%	+2.00%	-	±2.00% (Max. ±3 mm)	-3.00%	+2.00%	-	±2.00% (Max. ±3 mm)
Caliber Range	ASTM C499	-0.015 in (-0.4 mm)	+0.015 in (+0.4 mm)	-	Max. ±0.4 mm	-0.015 in (-0.4 mm)	+0.015 in (+0.4 mm)	-	Max. ±0.4 mm
 Warpage Edge	ASTM C485	-0.018 in (-0.5 mm)	+0.024 in (+0.6 mm)	-	Max. -0.4/+0.6 mm	-0.024 in (-0.6 mm)	+0.024 in (+0.6 mm)	-	Max. ±0.6 mm
Warpage Diagonal	ASTM C485	-0.018 in (-0.5 mm)	+0.024 in (+0.6 mm)	-	Max. -0.4/+0.6 mm	-0.024 in (-0.6 mm)	+0.024 in (+0.6 mm)	-	Max. ±0.6 mm
Wedging	ASTM C502	-0.015 in (-0.4 mm)	+0.015 in (+0.4 mm)	-	Max. -0.4/+0.6 mm	-0.015 in (-0.4 mm)	+0.015 in (+0.4 mm)	-	Max. ±0.4 mm
RECTIFIED TILES (Nominal Size ≥ 6 in [15 cm])									
Nominal Size	ASTM C499	-2.00%	+2.00%	-	±2.00% (Max. ±5 mm)	-3.00%	+2.00%	-	±2.00% (Max. 5 mm)
Caliber Range	ASTM C499	-0.25% or -0.03 in (-0.8 mm)	+0.25% or +0.03 in (+0.8 mm)	1	±0.25%	-0.25% or -0.03 in (-0.8 mm)	+0.25% or +0.03 in (+0.8 mm)	1	±0.25% (Max. ±0.8 mm)
 Warpage Edge	ASTM C485	-0.30% or -0.04 in (-1.0 mm)	+0.40% or +0.05 in (+1.3 mm)	1	-0.20%/+0.40%	*-0.40% or -0.05 in (-1.3 mm*) or (-1.8 mm**)	*+0.40% or +0.05 in (+1.3 mm*) or (+1.8 mm**)	1	±0.40% (Max. ±1.3 mm)
Warpage Diagonal	ASTM C485	-0.30% or -0.05 in (-1.3 mm)	+0.40% or +0.07 in (+1.8 mm)	1	-0.20%/+0.40%	-0.40% or -0.07 in (-1.8 mm)	+0.40% or +0.07 in (+1.8 mm)	1	±0.40% (Max. ±1.3 mm)
Wedging	ASTM C502	-0.25% or -0.03 in (-0.8 mm)	+0.25% or +0.03 in (+0.8 mm)	1	±0.40%	-0.25% or -0.03 in (-0.8 mm)	+0.25% or +0.03 in (+0.8 mm)	1	±0.25% (Max. ±0.8 mm)
CALIBRATED TILES (Nominal Size < 6 in [15 cm])									
Nominal Size	ASTM C499	-2.00%	2.00%	-	±2.00% (Max. ±3 mm)	-3.00%	+3.00%	-	±2.00% (Max. ±3 mm)
Caliber Range	ASTM C499	-0.018 in (-0.5 mm)	+0.018 in (+0.5 mm)	-	Max. ±0.5 mm	-0.03 in (-0.8 mm)	+0.03 in (+0.8 mm)	-	Max. ±0.7 mm
 Warpage Edge	ASTM C485	-0.018 in (-0.5 mm)	+0.024 in (+0.6 mm)	-	Max. -0.4/+0.6 mm	-0.03 in (-0.8 mm)	+0.03 in (+0.8 mm)	-	Max. ±0.6 mm
Warpage Diagonal	ASTM C485	-0.018 in (-0.5 mm)	+0.024 in (+0.6 mm)	-	Max. -0.4/+0.6 mm	-0.03 in (-0.8 mm)	+0.03 in (+0.8 mm)	-	Max. ±0.6 mm
Wedging	ASTM C502	-0.024 in (-0.6 mm)	+0.024 in (+0.6 mm)	-	Max. -0.4/+0.6 mm	-0.03 in (-0.8 mm)	+0.03 in (+0.8 mm)	-	Max. ±0.6 mm
CALIBRATED TILES (Nominal Size ≥ 6 in [15 cm])									
Nominal Size	ASTM C499	-2.00%	+2.00%	-	±2.00% (Max. ±5 mm)	-3.00%	+3.00%	-	±2.00% (Max. ±5 mm)
Caliber Range	ASTM C499	-0.30% or -0.04 in (-1.0 mm)	+0.30% or +0.04 in (+1.0 mm)	1	±0.30%	-0.50% or -0.08 in (-2.0 mm)	+0.50% or +0.08 in (+2.0 mm)	1	±0.50% (Max. ±1.5 mm)
 Warpage Edge	ASTM C485	-0.30% or -0.04 in (-1.0 mm)	+0.40% or +0.05 in (+1.3 mm)	1	-0.20%/+0.40%	-0.50% or -0.07 in (-1.8 mm)	+0.50% or +0.07 in (+1.8 mm)	1	±0.40% (Max. ±1.5 mm)
Warpage Diagonal	ASTM C485	-0.30% or -0.05 in (-1.3 mm)	+0.40% or +0.07 in (+1.8 mm)	1	-0.20%/+0.40%	-0.50% or -0.07 in (-1.8 mm)	+0.50% or +0.07 in (+1.8 mm)	1	±0.40% (Max. ±1.5 mm)
Wedging	ASTM C502	-0.40% or -0.05 in (-1.3 mm)	+0.40% or +0.05 in (+1.3 mm)	1	±0.40%	-0.50% or -0.08 in (-2.0 mm)	+0.50% or +0.08 in (+2.0 mm)	1	±0.40% (Max. ±1.5 mm)

ANSI A137.1:2021 Pressed Porcelain Floor Tile Class P1 - Impervious - w.a. ≤ 0.5%									
ANSI A137.1:2021 Glazed Wall Tile Class P4 - Non-Vitreous - 7.0% < w.a. ≤ 20.0%									
Characteristics	Test Method	Minimum	Maximum	Obs.	CINCA Results	Minimum	Maximum	Obs.	CINCA Results
ALL TILES									
 Thickness	ASTM C499	N/A	Range: 0.031 in (0.79 mm)	3	± 5%	N/A	Range: 0.040 in (1.02 mm)	4	±5% (Max. ±0.5 mm)
 Visible Abrasion Resistance (Only GL Tiles)	ASTM C1027	-	-	-	-	As Reported	As Reported	2	See Catalog
 Bond Strength	ASTM C482	≥ 50 psi (0.34 Mpa)	-	-	Conforms	≥ 50 psi (0.34 Mpa)	-	-	Conforms
 Water Absorption	ASTM C373	P4	P4	-	18.0% < w.a. ≤ 20.0%	0.00%	0.50%	-	P1 (up to 0.5%)
 Color Uniformity	ASTM C609	n.a.	V0 - 3 Judds	2	V0	n.a.	V0 - 3 Judds	3	n.a.
 Crazing Resistance	ASTM C424	Pass	-	-	Resists	Pass	-	2	Resists
 Thermal Shock	ASTM C484	Pass	-	-	Resists	Pass	-	2	Resists
 Chemical Resistance	ASTM C650	As Reported	As Reported	-	GA, GLA	As Reported	As Reported	-	UGL: UA, ULA GL: GA, GLA
 DCOF	Section 9.6	-	-	-	-	0.42	-	6	Conforms
 Stain Resistance	ASTM C1378	As Reported	As Reported	-	Class 5	As Reported	As Reported	-	Class 5
 Breaking Strength	ASTM C648	Average ≥ 125 lbf (0.56 kN)	Indiv. ≥ 100 lbf (0.44 kN)	-	≥ 0.50 kN	Average ≥ 250 lbf (1.11 kN)	Indiv. ≥ 225 lbf (1.00 kN)	-	≥ 1.40 kN
 Resistance to Freeze / Thaw Cycling	ASTM C1026	As Reported	As Reported	4	Non Resistant	As Reported	As Reported	5	Resists

n.a. Not Applicable.

n.p.d. No Performance Declared.

GL Glazed Tiles.

UGL Unglazed Tiles.

(1) Whichever is less.

(2) Glazed Tile Only.

(3) Class V0 Tile Only.

(4) May not apply to textured surfaces or tiles with uneven back patterns.




(5) When installation subject to freeze / thaw conditions.




(6) For level interior spaces expected to be walked upon when wet.




* Whichever is less for tiles up to 24" x 24" (610 mm x 610 mm)




** Applies to tiles larger than 24" x 24" (610 mm x 610 mm)



DISCLAIMER: Specifications subject to change without further notice. This information is issued as is and without any further warranty of fitness for a particular purpose, so in no event shall cinca be liable for any direct, indirect, or consequential damage whatsoever arising out of or in any way related to the use of their product.



Formato Size	Caixa Box 			Paleta Pallet 					
	Peças Tiles Tiles	m² / m ft² / ft	kg lb	Caixa / Paleta Box / Pallet Box / Pallet	m² ft²	Net. kg Net. lb	Brut. kg Brut. lb	cm in	
Pavimento Floor Tiles 									
120x120 RTF	9 mm	2	2,8800 m²	60,06	16	46,0800	961	986	143x123x55
47" x 47"	0.35 in	2	31.00 ft²	132.41	16	496.00	2,119	2,174	56" x 48" x 22"
60x120 RTF	9 mm	2	1,4400 m²	27,67	33	47,5200	913	938	120x80x75
24" x 47"	0.35 in	2	15.50 ft²	61.00	33	511.50	2,013	2,068	47" x 31" x 30"
58x118 RTF	9 mm	2	1,3688 m²	26,30	33	45,1704	868	893	120x80x73
23" x 46"	0.35 in	2	14.73 ft²	57.99	33	486.21	1,914	1,969	47" x 31" x 29"
60x60 RTF	8 mm	4	1,4400 m²	25,92	32	46,0800	829	854	120x80x74
24" x 24"	0.32 in	4	15.50 ft²	57.14	32	496.00	1,829	1,884	47" x 31" x 29"
30x60 RTF	8 mm	7	1,2600 m²	22,30	40	50,4000	892	917	120x80x75
12" x 24"	0.32 in	7	13.56 ft²	49.16	40	542.50	1,967	2,022	47" x 31" x 30"
33x33 (Mosaico Mosaic - 36)	9 mm	9	0,9801 m²	18,54					
13" x 13" (Mosaic 36)	0.35 in	9	10.55 ft²	40.87					
29x29 (Mosaico Inclinado Inclined Mosaic - 16)	9 mm	9	0,7569 m²	14,40					
11" x 11" (Inclined Mosaic 16)	0.35 in	9	8.15 ft²	31.75					
30x60 (Mosaico Mureto Mosaic Mureto - 12)	9 mm	6	1,0764 m²	22,80					
12" x 24" (Mosaic Mureto 12)	0.35 in	6	11.60 ft²	50.27					
33x33 (Mosaico Mosaic - 36)	8 mm	9	0,9801 m²	16,60					
13" x 13" (Mosaic 36)	0.32 in	9	10.55 ft²	36.60					
24x49 (Mosaico Mureto Mosaic Mureto - 16)	8 mm	7	0,8232 m²	16,36					
9" x 19" (Mosaic Mureto 16)	0.32 in	7	8.86 ft²	36.06					
29x29 (Mosaico Picket Mosaic Picket)	8 mm	9	0,6714 m²	11,70					
11" x 11" (Mosaic Picket)	0.32 in	9	7.23 ft²	25.79					
29x29 (Mosaico Metrics Mosaic Metrics)	8 mm	9	0,7668 m²	12,13					
11" x 11" (Mosaic Metrics)	0.32 in	9	8.25 ft²	26.74					
27x29 (Mosaico Peacock Mosaic Peacock)	8 mm	11	0,4642 m²	7,90					
11" x 11" (Mosaic Peacock)	0.32 in	11	5.00 ft²	17.42					
30x120 RTF PDL	9 mm	2	0,8160 m²	13,45					
12" x 47" RTF PDL	0.35 in	2	8.78 ft²	29.65					
30x118 RTF PDL P	9 mm	2	0,8030 m²	13,24					
12" x 46" RTF PDL P	0.35 in	2	8.64 ft²	29.19					
30x60 RTF PDL	8 mm	2	0,4080 m²	7,10					
12" x 24" RTF PDL	0.32 in	2	4.39 ft²	15.65					
8x120 RTF ROD	9 mm	10	12,0000 m	18,02					
12" x 47" RTF ROD	0.35 in	10	39.37 ft	39,73					
8x118 RTF ROD P	9 mm	10	11,8000 m	17,80					
12" x 46" RTF ROD P	0.35 in	10	38.71 ft	39,24					
8x60 RTF ROD	8 mm	22	13,2000 m	19,61					
3.15" x 24" RTF ROD	0.32 in	22	43.31 ft	43,23					
20x120 RTF	9 mm	6	1,4400 m²	26,40	36	51,8400	950	975	120x80x77
8" x 47" RTF	0.35 in	6	15.50 ft²	58.20	36	558,00	2,095	2,150	47" x 31" x 30"
20x120 RTF PDL	9 mm	2	0,4800 m²	11,08					
8" x 47" RTF PDL	0.35 in	2	5.17 ft²	24,44					
8x120 RTF ROD	9 mm	10	12,00 m	18,02					
12" x 47" RTF ROD	0.35 in	10	39.37 ft	39,72					
49x99 RTF	9 mm	3	1,4553 m²	27,04	32	46,5696	865	890	120x100x64
19" x 39" RTF	0.35 in	3	15.66 ft²	59.61	32	501.27	1,908	1,963	47" x 39" x 25"
24,5x99 RTF	9 mm	5	1,2128 m²	22,50	42	50,9376	945	970	120x100x62
10" x 39" RTF	0.35 in	5	13.05 ft²	49.60	42	548.29	2,083	2,138	47" x 39" x 24"

Formato Size	Caixa Box 			Paleta Pallet 					
	Peças Tiles Tiles	m² / m ft² / ft	kg lb	Caixa / Paleta Box / Pallet Box / Pallet	m² ft²	Net. kg Net. lb	Brut. kg Brut. lb	cm in	
Pavimento Floor Tiles 									
16x99 RTF	9 mm	7	1,1088 m²	20,48	48	53,2224	983	1,008	120x100x63
6" x 39" RTF	0.35 in	6	11.94 ft²	45.15	48	572.88	2,167	2,222	47" x 39" x 25"
49x49 RTF	9 mm	5	1,2005 m²	22,51	40	48,0200	900	925	120x100x64
19" x 19" RTF	0.35 in	5	12.92 ft²	49.63	40	516.88	1,985	2,040	47" x 39" x 25"
33x33 (Mosaico Mosaic - 36)	9 mm	9	0,9801 m²	18,54					
13" x 13" (Mosaic 36)	0.35 in	9	10.55 ft²	40.87					
30x30 (Mosaico Espinha Spine Mosaic - 11)	9 mm	4	0,3600 m²	7,36					
13" x 13" (Spine Mosaic 11)	0.35 in	4	3.88 ft²	16.23					
26x30 (Mosaico Mosaic - Hexagonal - 9)	9 mm	9	0,5382 m²	10,13					
10" x 12" (Mosaic HEX 9)	0.35 in	9	5.79 ft²	22.32					
24x49 (Mosaico Mosaic - Mureto - 16)	9 mm	7	0,8232 m²	16,23					
9" x 19" (Mosaic Mureto 16)	0.35 in	7	8.86 ft²	35.78					
8x99 RTF ROD	9 mm	14	13,8600 m	21,48					
3.15" x 39" RTF ROD	0.35 in	14	45.47 ft	47,35					
8x49 RTF ROD	9 mm	26	12,7400 m	19,90					
3.15" x 19" RTF ROD	0.35 in	26	137.13 ft	43,87					
33x49 RTF ESC	9 mm	6	2,9400 m	20,41					
13" x 19" RTF ESC	0.35 in	6	9.65 ft	45.00					
20x120	9 mm	6	1,4400 m²	27,02	36	51,8400	973	998	120x80x78
8" x 47"	0.35 in	6	15,50 ft²	59,57	36	558,00	2,144	2,200	47" x 32" x 31"
33x33 (Mosaico Mosaic - 36)	9 mm	9	0,9801 m²	18,54					
13" x 13" (Mosaic 36)	0.35 in	9	10.55 ft²	40.87					
20x120 PDL (Peça Degrau Linear Steap Tread)	9 mm	2	0,4800 m²	11,08					
8" x 47" (Steap Tread)	0.35 in	2	5.17 ft²	24,44					
8x120 ROD	9 mm	10	12,0000 m	18,02					
3.15" x 47" ROD	0.35 in	10	39.37 ft	49,72					
60x60	8 mm	4	1,4400 m²	24,94	32	46,0800	798	823	120x80x74
24" x 24"	0.32 in	4	15.50 ft²	54.98	32	496.00	1,759	1,815	47" x 31" x 29"
60x60 (Traditional - Floral - Geométrico)	8 mm	4	1,4400 m²	24,94	32	46,0800	758	823	120x80x74
24" x 24" (Traditional - Floral - Geométrico)	0.32 in	4	15.50 ft²	54.98	32	496.00	1,759	1,815	47" x 31" x 29"
30x60	8 mm	7	1,2600 m²	21,79	40	50,4000	872	897	120x80x75
12" x 24"	0.32 in	7	13.56 ft²	48.04	40	542.50	1,992	1,977	47" x 31" x 30"
32,5x60 (Mosaico Mosaic - Mureto)	8 mm	6	1,3380 m²	24,10					
13" x 24" (Mosaic Mureto)	0.32 in	6	14.40 ft²	53.13					
33x33 (Mosaico Mosaic - 36)	8 mm	9	0,9801 m²	16,60					
13" x 13" (Mosaic 36)	0.32 in	9	10.55 ft²	36.60					
33x30 (Mosaico Mosaic - HEX Regular)	8 mm	9	0,8140 m²	12,50					
13" x 12" (Mosaic HEX Regular)	0.32 in	9	8.76 ft²	27.56					
30x30 (Mosaico Mosaic - Irregular)	8 mm	10	0,9000 m²	16,00					
12" x 12" (Mosaic Irregular)	0.32 in	10	9.69 ft²	35.27					
29x29 (Mosaico Inclinado Inclined Mosaic - 16)	8 mm	9	0,7569 m²	13,95					
11" x 11" (Inclined Mosaic 16)	0.32 in	9	8.15 ft²	30.75					
22x29 (Mosaico Flecha Arrow Mosaic - 12)	8 mm	11	0,7018 m²	13,00					
9" x 11" (Arrow Mosaic 12)	0.32 in	11	7.55 ft²	28.66					
27x30 (Mosaico Bloco Mosaic Block - 12)	8 mm	9	0,7290 m²	11,20					
11" x 12" (Mosaic Block 12)	0.32 in	9	7.85 ft²	24.69					
24x49 (Mosaico Mosaic - Mureto 16)	8 mm	7	0,8232 m²	13,90					
9" x 19" (Mosaic Mureto 16)	0.32 in	7	8.86 ft²	30.64					

Formato Size	Caixa Box 			Paleta Pallet 				
	Peças Tiles Tiles	m² / m ft² / ft	kg lb	Caixa / Paleta Box / Pallet Box / Pallet	m² ft²	Net. kg Net. lb	Brut. kg Brut. lb	cm in
Pavimento Floor Tiles 								
29x29 (Mosaico Picket Mosaic Picket)	8 mm	9	0,6714m²	11,70				
11"×11" (Mosaic Picket)	0.32 in	9	7.23 ft²	25.79				
29x29 (Mosaico Metrics Mosaic Metrics)	8 mm	9	0,7668m²	12,13				
11"×11" (Mosaic Metrics)	0.32 in	9	8.25 ft²	26.74				
27x29 (Mosaico Peacock Mosaic Peacock)	8 mm	11	0,4642m²	7,90				
11"×11" (Mosaic Peacock)	0.32 in	11	5.00 ft²	17.42				
30x60 PDL cm (Peça Degrau Linear Steap Tread)	8 mm	2	0,4080 m²	7,10				
12"×24" (Steap Tread)	0.32 in	2	4.39 ft²	15.65				
M10x30 Rodapé	8 mm	42	12,6000 m	23,00				
4"×12" Bullnose	0.32 in	42	41.34 ft	50.71				
8x60 ROD	8 mm	22	13,2000 m	19,265				
3.15"×24" ROD	0.32 in	22	43.31 ft	43.23				
8x30 ROD	8 mm	36	10,8000 m	16,20				
3.15"×12" ROD	0.32 in	38	35.43 ft	35.71				
33x33	8 mm	12	1,3333 m²	23,54	50	66,6650	1,177	1,202
13"×13"	0.32 in	12	14.35 ft²	51.90	50	717.58	2,595	2,650
7,5x25 (Brick Road)	10 mm	44	0,8250 m²	17,89	72	59,4000	1,288	1,313
3"×10" (Brick Road)	0.39 in	44	8.88 ft²	39.44	72	639.38	2,840	2,895
7,5x25 (French Quarter - Tuscania)	8 mm	54	1,0125 m²	17,22	72	72,9000	1,240	1,265
3"×10" (French Quarter - Tuscania)	0.32 in	54	10.90 ft²	37.96	72	784.69	2,733	2,788
15x15	7 mm	36	0,8100 m²	11,95	80	64,8000	956	981
6"×6"	0.28 in	36	8.72 ft²	26.35	80	697.50	2,108	2,163
M50x50	8 mm	5	1,2500 m²	21,65	44	55,0000	953	978
20"×20"	0.32 in	5	13.45 ft²	47.73	44	592.02	2,100	2,155
33x33 (Mosaico Mosaic - 36 & 64)	8 mm	9	0,9801m²	16,60				
13"×13" (Mosaic 36 & 64)	0.32 in	9	10.55 ft²	36.60				
50x50 ESC	8 mm	5	2,50 m	21,65				
20"×20" ESC	0.32 in	4	6.56 ft	38.18				
8x50 ROD	8 mm	30	15 m	20,78				
3.15"×20" ROD	0.32in	30	49.21 ft	45.82				
M 45x45	8 mm	6	1,2150 m²	20,64	34	41,3100	702	727
18"×18"	0.32 in	6	13.08 ft²	45.50	34	444.66	1,547	1,602
M 45x45 (Art Deco)	8 mm	6	1,2150 m²	20,64				
18"×18"	0.32 in	6	13.08 ft²	45.50				
30x30 (Mosaico Mosaic - Irregular)	8 mm	10	0,90 m²	16,00				
12"×12" (Mosaic Irregular)	0.32 in	10	9.69 ft²	35.27				
8x45 ROD	8 mm	21	9,45 m	13,00				
3.15"×18" ROD	0.32 in	21	31.00ft	28.66				
M 30x30	8 mm	14	1,2600 m²	22,80	46	57,9600	1,049	1,074
12"×12"	0.32 in	14	13.56 ft²	50.27	46	623.88	2,312	2,367
M 10x30	8 mm	42	1,2600 m²	20,93	48	60,4800	1,005	1,030
4"×12"	0.32 in	42	13.56 ft²	46.14	48	651.00	2,215	2,270
M20x20 (Heritage)	8 mm	19	0,7600 m²	12,87	84	63,8400	1,081	1,106
8"×8" (Heritage)	0.32 in	19	8.18 ft²	28.37	84	687.17	2,383	2,438

Formato Size	Caixa Box 			Paleta Pallet 				
	Peças Tiles Tiles	m² / m ft² / ft	kg lb	Caixa / Paleta Box / Pallet Box / Pallet	m² ft²	Net. kg Net. lb	Brut. kg Brut. lb	cm in
Revestimento Wall Tiles 								
30x90 RTF	10 mm	4	1,0800 m²	19,25	48	51,8400	924	949
12"×35" RTF	0.39 in	4	11.63 ft²	42.44	48	558.00	2,037	2,092
30x90 RTF STR (Estruturado / Structure)	10 mm	4	1,0800 m²	19,25				
12"×35" RTF STR (Structure)	0.39 in	4	11.63 ft²	42.44				
29x40 (Mosaico Mosaic - Mureto 15)	10 mm	4	0,464 m²	7,90				
11"×16" (Mosaic Mureto 15)	0.39 in	4	4.99 ft²	17.42				
33x33 (Mosaico 121 Mosaic 121)	10 mm	8	0,8712 m²	10,728				
13"×13" (Mosaic 121)	0.39 in	8	9.38 ft²	23.65				
22x29 (Mosaico Flecha Mosaic Arrow - 12)	10 mm	8	0,5104 m²	9,85				
9"×11" (Mosaic Arrow 12)	0.39 in	8	5.49 ft²	21.72				
8x30 Rodapé	10 mm	10	3,00 m	4,71				
3.15"×12" Bullnose	0.39 in	10	9.84 ft	10.38				
15x60 RTF (Art Stone, Stonecraft)	8 mm	14	1,2600m²	22,30	50	63,0000	1,115	1,140
6"×24" RTF (Art Stone, Stonecraft)	0.32 in	14	13.56 ft²	49.16	50	678.13	2,458	2,513
15x30 RTF AE (Ângulo Externo External Angle)	8 mm	6	0,27 m²	4,80				
6"×12" RTF AE (External Angle)	0.32 in	6	2.90 ft²	10.58				
15x30 RTF AI (Ângulo Interno Internal Angle)	8 mm	6	0,186 m²	4,80				
6"×12" RTF AI (Internal Angle)	0.32 in	6	2.00 ft²	10.58				
30x60 (Art Stone, Stonecraft)	8 mm	7	1,2600 m²	21,79	40	50,4000	872	897
12"×24" (Art Stone, Stonecraft)	0.32 in	7	13.56 ft²	48.04	40	542.50	1,922	1,977
15x15 (Splash)	7 mm	36	0,8100 m²	11,95	80	64,8000	956	981
6"×6" (Splash)	0.28 in	36	8.72 ft²	26.35	80	697.50	2,108	2,163
7,5x15 (Tiffany)	5,8 mm	54	0,6075 m²	6,60	130	78,9750	858	883
3"×6"	0.23 in	54	6.54 ft²	14.55	130	850.08	1,892	1,947
7,5x15 (Tiffany - Diamond)	5,8 mm	44	0,4950 m²	6,30	130	64,3500	819	844
3"×6"	0.23 in	44	5.33 ft²	13.89	130	692.66	1,806	1,861
7,5x15 B1G (Bullnose)	5,8 mm	54	8,10 m	6,60				
3"×6" B1G (Bullnose)	0.23 in	54	26.57 ft	14.55				
7,5x15 B1P (Bullnose)	5,8 mm	54	8,10 m	6,60				
3"×6" B1G (Bullnose)	0.23 in	54	26.57 ft	14.55				
7,5x25 (Lux - Manhattan - Infinity)	7 mm	60	1,1250 m²	16,30	72	81,0000	1,174	1,199
3"×10" (Lux - Manhattan - Infinity)	0.28 in	60	12.11 ft²	35.94	72	871.88	2,587	2,642
M25x75	9 mm	7	1,3125 m²	21,00	42	55,1250	882	907
10"×30"	0.35 in	7	14.13 ft²	46.30	42	593.36	1,944	2,000
M25x75 (INS)	9 mm	4	0,75 m²	12,00				
10"×30" (INS)	0.35 in	4	8.07 ft²	26.46				
M25x75	9 mm	7	1,3125 m²	21,00				
10"×30"	0.35 in	7	14.13 ft²	46.30				
M25x75 (Piramide)	9 mm	6	1,125 m²	19,00				
10"×30" (Piramide)	0.35 in	6	12.11 ft²	41.89				
M75x75 (Stamp - 3 Peças Tiles)	9 mm	1 Pnl	0,5625 m²	9,00				
30"×30" (Stamp - 3 Tiles)	0.35 in	1 Pnl	6.05 ft²	19.84				
30x30 (Dots)	9 mm	4	0,36 m²	5,30				
12"×12" (Dots)	0.35 in	4	3.86 ft²	11.68				
25x30 (Mosaico Mosaic - 78)	9 mm	9	0,675 m²	9,00				
10"×12" (Mosaic 78)	0.35 in	9	7.27 ft²	19.84				
12x25 ROD	8,5 mm	9	2,2500 m	2,41				
5"×10" ROD	0.34 in	9	7.38 ft	5.31				

Formato Size	Caixa Box 			Paleta Pallet 				
	Peças Tiles Tiles	m ² / m ft ² / ft	kg lb	Caixa / Paleta Box / Pallet Box / Pallet	m ² ft ²	Net. kg Net. lb	Brut. kg Brut. lb	cm in
Revestimento Wall Tiles								
2,5x25 (Sigaro)	10,5 mm	8	2,0000 m ²	1,10				
0.98" x 1" (Sigaro)	0.41 in	8	21.53 ft ²	2.43				
M25x55	8 mm	10	1,3750 m²	18,29	48	66,0000	878	903
10" x 22"	0.32 in	10	14.80 ft²	40.32	48	710.42	1,935	1,991
M25x55	8 mm	10	1,3750 m ²	18,90				
10" x 22"	0.32 in	10	14.80 ft ²	41.67				
M25x55 (INS)	8 mm	4	0,5500 m ²	7,02				
10" x 22" (INS)	0.32 in	4	5.92 ft ²	15.48				
33x33 (Mosaico Mosaic - 121)	8 mm	10	1,0890 m ²	13,41				
13" x 13" (Mosaic 121)	0.32 in	10	11.72 ft ²	29.56				
2x55 (Aço - Cobre)	8 mm	9	4,950 m	2,00				
0.79" x 22" (Aço - Cobre)	0.32 in	9	16.24 ft	4.41				
7,5x25 (Rodapé)	8 mm	44	11,0000 m	2,30				
3" x 10" (Bullnose)	0.32 in	44	36.09 ft	24.34				
3x25 (Quarter Round)	8 mm	12	3,0000 m	1,23				
1.2" x 10" (Quarter Round)	0.32 in	12	9.84 ft	2.71				
3x3 (Ângulo Quarter Round)	8 mm	4	-	0,07				
1.2" x 1 1/8" (Quarter Round Angle)	0.32 in	4	-	0.15				
M25x45	8 mm	10	1,1250 m²	15,25	60	67,5000	915	940
10" x 18"	0.32 in	10	12.11 ft²	33.62	60	726.56	2,017	2,072
M25x45 (INS)	8 mm	4	0,4500 m ²	5,90				
10" x 18" (INS)	0.32 in	4	4.84 ft ²	13.01				
M25x45	8 mm	10	1,1250 m ²	15,25				
10" x 18"	0.32 in	10	12.11 ft ²	33.62				
M10x40	8 mm	30	1,2000 m²	15,80	52	62,4000	822	847
4" x 16"	0.32 in	30	12.92 ft²	34.83	52	671.67	1,811	1,866
M10x30 (Cracklé, Metro)	8 mm	42	1,2600 m²	20,93	48	60,4800	1.005	1.030
4" x 12" (Cracklé, Metro)	0.32 in	42	13.56 ft²	46.14	48	651.00	2,215	2,270
M10x30 B1G (Rodapé Bullnose)	8 mm	42	12,6000 m	23,10				
4" x 12" B1G (Bullnose)	0.32 in	42	41.34 ft	50.93				
M10x30 B1P (Rodapé Bullnose)	8 mm	42	12,6000 m	23,10				
4" x 12" B1P (Bullnose)	0.32 in	42	41.34 ft	50.93				
M10x20 RC (Rodapé Côncavo Cove Skirting)	6 mm	10	2,0000 m	3,30				
4" x 8" RC (Cove Skirting)	0.32 in	10	6.56 ft	7.28				
M7,5x15 B1G (Rodapé Bullnose)	8 mm	44	6,6000 m	7,90				
3" x 6" B1G (Bullnose)	0.32 in	44	21.65 ft	17.42				
M7,5x15 B1P (Rodapé Bullnose)	8 mm	44	6,6000 m	7,90				
3" x 6" B1P (Bullnose)	0.32 in	44	21.65 ft	17.42				
20x3 CX (Cantoneira Convexa External Profile Edge)	6 mm	25	-	2,25				
8" x 1.18" CX (External Profile Edge)	0.24 in	25	-	4.96				
20x3 CV (Cantoneira Côncava Internal Profile Edge)	6 mm	25	-	2,25				
8" x 1.18" CX (Internal Profile Edge)	0.24 in	25	-	4.96				
10x3 AI (Ângulo Interno Internal Angle)	6 mm	4	-	0,20				
4" x 1.18" CX (Internal Angle)	0.24 in	4	-	0.44				

Formato Size	Caixa Box 			Paleta Pallet 				
	Peças Tiles Tiles	m ² / m ft ² / ft	kg lb	Caixa / Paleta Box / Pallet Box / Pallet	m ² ft ²	Net. kg Net. lb	Brut. kg Brut. lb	cm in
Revestimento Wall Tiles								
M10x30	8 mm	30	0,9000 m ²	11,52	88	79,2000	1.014	1.039
4" x 12"	0.32 in	30	9.69 ft ²	25.40	88	852.50	2,235	2,290
M10x30 (Rodapé)	8 mm	12	3,60 m	4,78				
4" x 12" (Bullnose)	0.32 in	12	11.81 ft	10.54				
M10x30 (Tiffany)	7,5 mm	30	0,9000 m²	11,52	88	79,2000	1.014	1.039
4" x 12" (Tiffany)	0.30 in	30	9.69 ft²	25.40	88	852.50	2,235	2,290
M10x30 (Tiffany - Diamond)	7,5 mm	26	0,7800 m ²	11,25	88	68,6400	990	1.015
4" x 12" (Tiffany - Diamond)	0.30 in	26	8.40 ft ²	24.80	88	738.83	2,183	2,238
M7,5x15 (Cracklé, Metro)	8 mm	44	0,4950 m²	7,90	120	59,4000	948	973
3" x 6" (Cracklé, Metro)	0.32 in	44	5.33 ft²	17.42	120	639.38	2,090	2,145
M10x30 B1G (Rodapé Bullnose)	8 mm	42	12,60 m	23,10				
4" x 12" B1G (Bullnose)	0.32 in	42	41.34 ft	50.93				
M10x30 B1P (Rodapé Bullnose)	8 mm	42	12,60 m	23,10				
4" x 12" B1P (Bullnose)	0.32 in	42	41.34 ft	50.93				
M10x20 RC (Rodapé Côncavo Cove Skirting)	6 mm	10	2,00 m	3,30				
4" x 8" RC (Cove Skirting)	0.32 in	10	6.56 ft	7.28				
M7,5x15 B1G (Rodapé Bullnose)	8 mm	44	6,60 m	7,90				
3" x 6" B1G (Bullnose)	0.32 in	44	21.65 ft	17.42				
M7,5x15 B1P (Rodapé Bullnose)	8 mm	44	6,60 m	7,90				
3" x 6" B1P (Bullnose)	0.32 in	44	21.65 ft	17.42				
20x3 CX (Cantoneira Convexa External Profile Edge)	6 mm	25	-	2,25				
8" x 1.18" CX (External Profile Edge)	0.24 in	25	-	4.96				
20x3 CV (Cantoneira Côncava Internal Profile Edge)	6 mm	25	-	2,25				
8" x 1.18" CX (Internal Profile Edge)	0.24 in	25	-	4.96				
10x3 AI (Ângulo Interno Internal Angle)	6 mm	4	-	0,20				
4" x 1.18" CX (Internal Angle)	0.24 in	4	-	0.44				

CERTIFICADOS CERTIFICATES

Consulte o site CINCA para mais informações For more information see CINCA website.

CERTIFICADOS DE SISTEMAS MANAGEMENT SYSTEM CERTIFICATES



Certificação ISO 9001 do Sistema de Gestão da Qualidade Implementado na Conceção, Desenvolvimento, Produção e Comercialização de Pavimentos e Revestimentos Cerâmicos

Quality Management System ISO 9001 Certification Implemented in the Design, Development, Production and Trading of Ceramic Floor and Wall Tiles

Certificação ISO 14001 do Sistema de Gestão do Ambiente Implementado na Conceção, Desenvolvimento, Produção e Comercialização de Pavimentos e Revestimentos Cerâmicos

Environment Management System ISO 14001 Certification Implemented in the Design, Development, Production and Trading of Ceramic Floor and Wall Tiles

CERTIFICADOS DE PRODUTOS PRODUCT CERTIFICATES



Certificação da Qualidade de Revestimentos Cerâmicos
Wall Tiles Quality Certification



CSTB

A CSTB certifica produtos (consultar produtos CINCA certificados) que atendem às características descritas na Certificação QB 32 em vigor após avaliação de acordo com os métodos de controle definidos neste sistema de referência..

The CSTB certifies products (see CINCA certified products) that meet the characteristics described in the QB 32 Certification in force after evaluation according to the control methods defined in this reference system.



CCC - Certificate for China Compulsory Product Certification



SASO - Quality Mark



CERTIFICADOS AMBIENTAIS ENVIRONMENTAL CERTIFICATES



Níveis de Radioactividade em Materiais de Construção Limits of Radionuclides in Building Materials

Material: Grés Porcelanato Vidrado ou Não Vidrado (EN14411 Grupo Bla)

Material: Grés Vidrado (EN14411 Grupo Blb)

Material: Azulejo de Revestimento Vidrado (EN1411 Grupo BIII) - Anexo K

Material: Dry-pressed ceramic tiles with low water absorption of Group Bla - EN14411

Material: Dry-pressed ceramic tiles with low water absorption of Group Blb - EN14411

Material: Dry-pressed ceramic tiles of Group BIII - Annex K - EN14411

Sistema DAPHABITAT DAPHABITAT System www.daphabitat.pt

Certificação Revestimento Cerâmico Vidrado (Número de registo: DAP 018:2022)

Glazed Wall Tiles Certification (Registration Number: DAP 018:2022)

Certificação Pavimento Cerâmico (Número de registo: DAP 019:2022)

Ceramic Floor Tiles Certification (Registration Number: DAP 019:2022)

Com o objetivo de identificar e reduzir os impactos ambientais negativos procedentes das atividades produtivas da fileira do habitat, reconhece-se como bom princípio estudar o desempenho ambiental dos produtos e serviços utilizados nesta cadeia. As declarações ambientais Tipo III são baseadas em estudos de Avaliação de Ciclo de Vida (ACV), que objetivam identificar os potenciais impactos dos produtos/serviços. Assim, as Declarações Ambientais de Produtos (DAP) surgem como uma ferramenta de comunicação da informação ambiental de produtos/serviços assegurando a sua validade científica, por ser um documento verificado por terceira parte antes de publicado.

In order to identify and reduce the negative impacts coming from the production activities of the habitat value chain, it is important to study the products and services environmental performance in this value chain. The environmental declaration of type III are based on Life Cycle Assessment (LCA) studies, which aim to identify the potential environmental impacts of products/services. Therefore, the Environmental Product Declarations (EPD) appear as a communication tool of environmental information of products/services ensuring its scientific validity, once it is a document verified by a third part independent prior to publication.

Greenguard Gold

Certificação de Revestimentos e Pavimentos

Wall and Floor Tiles Certification

Os produtos que usamos para construir e mobiliar ambientes interiores podem ter um impacto significativo sobre os níveis de poluição do ar interior. A CINCA obteve a Certificação Ouro GREENGUARD para os seus Pavimentos e Revestimentos Cerâmicos. A GREENGUARD comprova cientificamente, que os produtos que certifica cumprem alguns dos padrões mundiais mais rigorosos, relativamente a emissões químicas de terceiros – ajudando a reduzir a poluição do ar interior e o risco de exposição a substâncias químicas, enquanto auxilia a criação de ambientes internos mais saudáveis. A Certificação GREENGUARD é reconhecida e referenciada em inúmeros programas de construção, normas e especificações em todo o mundo. Os produtos com certificação GREENGUARD ou certificação Gold GREENGUARD podem contribuir para o cumprimento de alguns pontos em sistemas de classificação ambientais estabelecidos para edifícios (como o sistema LEED® gerido por USGBC®), satisfazer critérios de código ou portaria e atingir requisitos específicos de RFP qualidade do ar interior.

The products that we use to build and furnish our indoor environments can have a significant impact on indoor air pollution levels. CINCA have obtained the GREENGUARD Gold Certification for its Ceramic Floor and Wall Tiles. Products that have achieved GREENGUARD Certification are scientifically proven to meet some of the world's most rigorous, third-party chemical emissions standards – helping reduce indoor air pollution and the risk of chemical exposure while aiding in the creation of healthier indoor environments. The GREENGUARD Certification is recognized and referenced in numerous building programs, standards and specifications around the world. Products with GREENGUARD Certification or GREENGUARD Gold Certification can contribute to the achievement of points in established green building rating systems (as the LEED® system managed by USGBC®), satisfy code or ordinance criteria and meet indoor air quality specific RFP requirements.

Certificate resources SAVED 2019

Declaração de material reciclado e de gases poupados.

Declaration of recycled materials and greenhouse gases saved.



AVISO

ESPECIFICAÇÕES TÉCNICAS VÁLIDAS PARA PRODUÇÕES A PARTIR DE
1 DE JANEIRO DE 2023.



WARNING

TECHNICAL SPECIFICATIONS ARE VALID FOR PRODUCTIONS STARTING
JANUARY 1st 2023.



AVERTISSEMENT

INFORMATIONS TECHNIQUES VALABLES POUR LES PRODUCTIONS
À PARTIR DU 1er JANVIER 2023.



BITTE BEACHTEN

TECHNISCHE SPEZIFIKATIONEN GÜLTIG FÜR PRODUKTIONEN
AB 1 JANUAR 2023.



CINCA S.A.

Rua Principal, 39
4505-374 Fiães, Portugal
Tel.: 227 476 400
Chamada para a rede fixa nacional.
Email: cinca@cinca.pt

CINCA International

Tel.: +351 227 476 462
Chamada para a rede fixa nacional.
Email: internacional@cinca.pt

CINCA Portugal

Email: portugal@cinca.pt

Showroom Lisboa

Rua Abranches Ferrão, 3B
P - 1600 - 296 Lisboa Portugal
Tel.: 217 210 620
Chamada para a rede fixa nacional.

www.cinca.pt

[in](#) [@](#) [P](#) [▶](#) [cinca_ceramics](#)

